CULVERT
HYDRAULIC REPORT

PROJECT:

PALATINE ROAD AND QUENTIN ROAD

Section: 17-00102-00-PV
Job Number: P-91-015-18
Structure Number: SN 016-2416

PREPARED FOR:

Illinois Department of Transportation – District 1

Village of Palatine

August 12, 2021

PREPARED BY:

CONSULTING ENGINEERS SCIENTISTS & LAND SURVEYORS

Bollinger, Lach & Associates, Inc.
333 Pierce Road, Suite 200 Itasca IL 60143 (630) 438 6400 Fax (630) 438 6444 www. bollingerlach.com

- ITASCA
- CHICAGO
- CRYSTAL LAKE
- LAKE GENEVA
- SOUTH BEND
- INDIANAPOLIS

TABLE OF CONTENTS

Narrative ..... Tab 1
TS&L ..... Tab 2
Waterway Information Table ..... Tab 2
Plan & Profile ..... Tab 3
Drainage & Utility ..... Tab 3
TR-20 Existing Conditions ..... Tab 4
TR-20 Proposed Conditions ..... Tab 5
200-Yr & 500-Yr Flow Interpolation ..... Tab 6
Hydraulic Modeling ..... Tab 7
HEC-RAS Existing Conditions ..... Tab 7
HEC-RAS Natural Conditions ..... Tab 7
HEC-RAS Proposed Conditions ..... Tab 7
HY-8 Existing Conditions ..... Tab 8
HY-8 Proposed Conditions ..... Tab 8
HY-8 Temporary Conditions ..... Tab 8

NARRATIVE

INTRODUCTION

This hydraulic report is for the proposed extension of an existing double barrel concrete box culvert under Palatine Road within the proposed project limits for the Palatine Roadway Widening. It is located in Cook County, Illinois, Section 22, Township 42 North, and Range 10 East. The existing culvert conveys stormwater runoff from tributary area to the north and west of Palatine Road. Salt Creek runs through the culvert. The culvert is being extended as part of the proposed improvements to Palatine Road associated with the Village of Palatine roadway improvement project. This report contains the data, assumptions, calculations, and general plan information for the replacement of the existing box culvert.

EXISTING CONDITIONS

The existing culvert is a double cell, 11'x8' reinforced concrete box culvert with concrete headwalls on the upstream and downstream ends. The culvert crosses Palatine Road at STA 144+16.08, 6.08' RT and has a length of approximately 88 feet with a skew of 30° relative to the roadway. The upstream flow line is at elevation 737.31 and the downstream flow line is 736.79 in the left barrel and 736.81 in the right barrel (datum NAVD88). The existing structure has a tributary drainage area of approximately 3833.6 acres (5.99 square miles). The existing low point in the roadway is at elevation 747.25 at STA 141+70.50. Traffic on Palatine Road is protected from the culvert through the use of guardrail and a barrier wall. The existing culvert appears to be in satisfactory condition. The following photos show the existing culvert at the noted locations:

Photo 1: Existing Palatine Road culvert upstream face looking southeast

Photo 2: Upstream face looking west

Photo 3: Upstream looking south

Photo 4: Downstream face looking northwest

Photo 5: West Barrel looking north

PROPOSED CONDITIONS

The proposed culvert is a double cell, 11'x8' reinforced concrete box culvert with concrete headwalls on the upstream and downstream ends. The culvert crosses Palatine Road at STA 144+16.08, 6.08' RT and has a length of approximately 95 feet with a skew of 30°00'00". The

upstream flow line is at elevation 737.31 in east cell and 737.23 in the west cell. The downstream flow line is 736.79 in the east cell and 736.81 in the west cell (datum NAVD88). The proposed structure has a tributary drainage area of approximately 3833.6 acres (5.99 square miles). The low point in the proposed roadway profile is at elevation 747.45 at STA 141+35.00. Traffic on Palatine Road will be protected from the culvert through the use of guardrail and a concrete fence.

HYDROLOGIC ANALYSIS

The existing and proposed site conditions were modeled using HEC-RAS and HEC-HMS. A critical duration analysis was performed on the existing and proposed conditions sites for the 2-yr, 10-yr, 50-yr, and 100-yr storm events to determine the peak discharge. The 200-yr and 500-yr storm events peak discharge was interpolated from the results of the critical duration analysis. Bulletin 75 rainfall data and Huff Rainfall Distribution were used in the modeling. Drainage areas were delineated using the field collected topographic survey data and the Cook County two foot contour interval topography where field survey data was not available. The time of concentration was calculated for each sub-watershed area and the flow path is delineated on the tributary area maps. The runoff curve number was calculated for each sub-watershed area using a Type "B" soil based on the soils survey. Rating tables were developed for ponds, depressions, and impoundments. The peak discharges used for modeling the existing and proposed culvert conditions were obtained from the Cook County Flood Insurance Study. For the HEC-HMS analysis, the proposed conditions model resulted in slightly higher peak discharges and these values were used in the proposed culvert analysis. The existing conditions peak discharges were used in the waterway information table. The existing and proposed hydrologic calculations are provided in this report. Please refer to Tab 4 and Tab 5 for copies of the existing and proposed calculations and assumptions.

HYDRAULIC ANALYSIS

Existing Conditions

The existing site conditions and culvert were modeled using the HEC-RAS software. Field collected survey data was entered into HEC-RAS to create the Existing Conditions Model. The existing conditions model extends from southwest of the Quentin Road – Palatine Road intersection, moves north and then east past the Riemer Reservoir, flows north out of the project site before turning back and flowing southeast where it crosses Palatine Road at the proposed culvert extension and then continues southeast out of the project site and through the Cedar Street culvert. The existing conditions model includes the existing culverts, roadway, and ditches based on the field topography. Please refer to Tab 7 for copies of the calculations and assumptions.

Proposed Conditions

The proposed site conditions and culvert were also modeled using the HEC-RAS software. Proposed plan data was entered into HEC-RAS to create the Proposed Conditions Model. The proposed conditions model encompasses the same stretch along Salt Creek as that described in the Existing Conditions above. The proposed conditions model includes the proposed culverts, roadway, and ditches based on the field topography. Please refer to Tab 7 for copies of the calculations and assumptions.

Natural Conditions

The natural conditions HEC-RAS model was created by removing the existing culvert structure from the existing conditions model. A cross section was interpolated at the location of the existing culvert. The natural conditions model was used to evaluate the impact of the proposed culvert and to prepare the Waterway Information Table. Please refer to Tab 7 for copies of the calculations and assumptions.

HY-8 ANALYSIS

The existing and proposed culverts were analyzed using HY-8 to verify the results of the HEC-RAS models and to determine the overtopping flows. The HY-8 analysis was performed for the design storm (50-yr). The results of the HY-8 analysis are in general agreement with the results of the HEC-RAS analysis. Please refer to Tab 8 for copies of the calculations and assumptions.

MODELING RESULTS

The results of the hydraulic modeling are summarized in Table 1.

Table 1: Summary of Modeling Results

Storm Event	Q	HEC-RAS			HY-8	
		Existing	Proposed	Natural		
		WSE	WSE	WSE	Exist HWL	Prop HWL
2					-	-
10	128	738.63	738.01	738.65	-	-
50	145	738.74	738.12	738.77	740.38	740.40
100	344	740.38	740.23	740.40	-	-
200	355	740.50	740.32	740.52	-	-
500	388	740.87	740.60	740.89	-	-

The modeling indicates that the proposed culvert is in compliance with IDOT requirements for passage of the Design Storm (50-yr) for freeboard. The high water level of the design storm is 738.77 and the proposed low edge of pavement is 745.23. This provides 6.46 feet of freeboard which is greater than the minimum allowable freeboard of 3.00 feet. The created head is the same for the proposed culvert as it is for the existing culvert. It can be seen that there is a slight difference between the existing and proposed conditions due to the culvert extension. The WSE elevation is slightly higher 7' upstream once the culvert is extended. The velocity at the downstream end of the culvert remains the same, 2.01 ft/s, in both the existing and proposed conditions.

SCOUR ANALYSIS

Scour analysis is not required for the proposed culvert as the proposed culvert is a four sided structure.

CONCLUSIONS

The calculations indicate that the proposed culvert is in compliance with IDOT requirements for passage of the Design Storm (50-yr) for freeboard. The high-water level of the design storm is 738.77 and the proposed low edge of pavement is 745.23. This provides 6.46 feet of freeboard which is greater than the minimum allowable freeboard of 3.00 feet. The created head remains the same with the proposed culvert. The velocity at the downstream end of the culvert also remains at 2.01 ft/s in both the existing and the proposed conditions. Erosion and sediment control features shall be provided for on the final plan sheets.

TS&L

WATERWAY INFORMATION TABLE

Illinois Department of Transportation

Culvert Waterway Information Table

Route:	Palatine Road - STA 1754+00	Existing SN:	016-2416		
Waterway:	Salt Creek	Proposed SN:	016-2416		
Section:	22	Prepared by:	AJG	Date:	7/14/2021
County:	Cook	Checked by:	KEK	Date:	7/14/2021

Drainage Area = 6.00 square miles

Existing Overtopping Elev. = 747.77 ft. at Sta. 1754+00
Proposed Overtopping Elev. = 747.77 ft at Sta. 1754+00

Flood Event	Freq. Yr.	Discharge ft^3/s	Waterway Opening - ft^2		Natural H.W.E. - ft	Head - ft		Headwater Elevation – ft	
			Existing	Proposed		Existing	Proposed	Existing	Proposed
	10	128	04.67	16.28	738.01	0.62	0.64	738.63	738.65
Design	50	145	06.23	18.68	738.12	0.62	0.65	738.74	738.77
Base	100	344	50.07	65.10	740.23	0.15	0.17	740.38	740.40
Scour Design Check									
Overtop Existing	N/A	N/A						N/A	
Overtop Proposed	N/A	N/A							N/A
Max. Calc.	500	388	70.02	58.20	740.60	0.27	0.29	740.87	740.89

Datum:

All-Time H.W.E. & Date: N/A ft

Surveyed Normal Water Level: 740.43 ft

10-Year Velocity through Existing Structure = 6 ft/s

10-Year Velocity through Proposed Structure = 6 ft/s

2-Yr. Flow Rate = 67 ft^3/s

EXISTING STRUCTURE

Type:	11'Wx8'H Box, 11'Wx8'H Box
Length/Width:	88 ft, 88 ft
# Spans/Cells:	2
Low Chord:	745.31 ft., 745.23 ft.
Skew:	30 deg (relative to road)
Clearance:	N/A
Bridge Flow Line:	N/A (u/s) N/A (d/s)
Low E.O.P:	747.77 ft.
Freeboard:	6.57 ft. (50 yr); 6.49 ft. (50 yr)
Culvert Inverts:	737.31ft, 737.23ft (u/s) 736.79ft, 736.81ft

PROPOSED STRUCTURE

Culvert Type:	11'Wx8'H Box Culvert, 11'Wx8'H Box Culvert
Length Of Span:	11' Span, 11' Span
# Cells:	2 (95 feet long)
Top Of Crown Elev.: Beam:	745.31 ft., 745.23 ft
Skew:	30 deg (relative to road)
Culvert Invert Elev.:	737.31ft, 737.23ft (u/s)736.79ft, 736.81ft (d/s)
Low E.O.P:	747.77 ft.
Freeboard:	6.54 ft. (50 yr); 6.46 ft. (50 yr)

EXISTING EMBEDMENT

Depth:	.0 ft.
U/S Streambed Elev.:	737.29 ft.
D/S Streambed Elev.:	735.30 ft.

PROPOSED EMBEDMENT

Depth:	.0 ft.
U/S Streambed Elev.:	737.29 ft
D/S Streambed Elev.:	735.30 ft

NOTE: Proposed Structure Details Are Preliminary; Subject To Refinement In TSL Stage.

PLAN & PROFILE

DRAINAGE & UTILITY

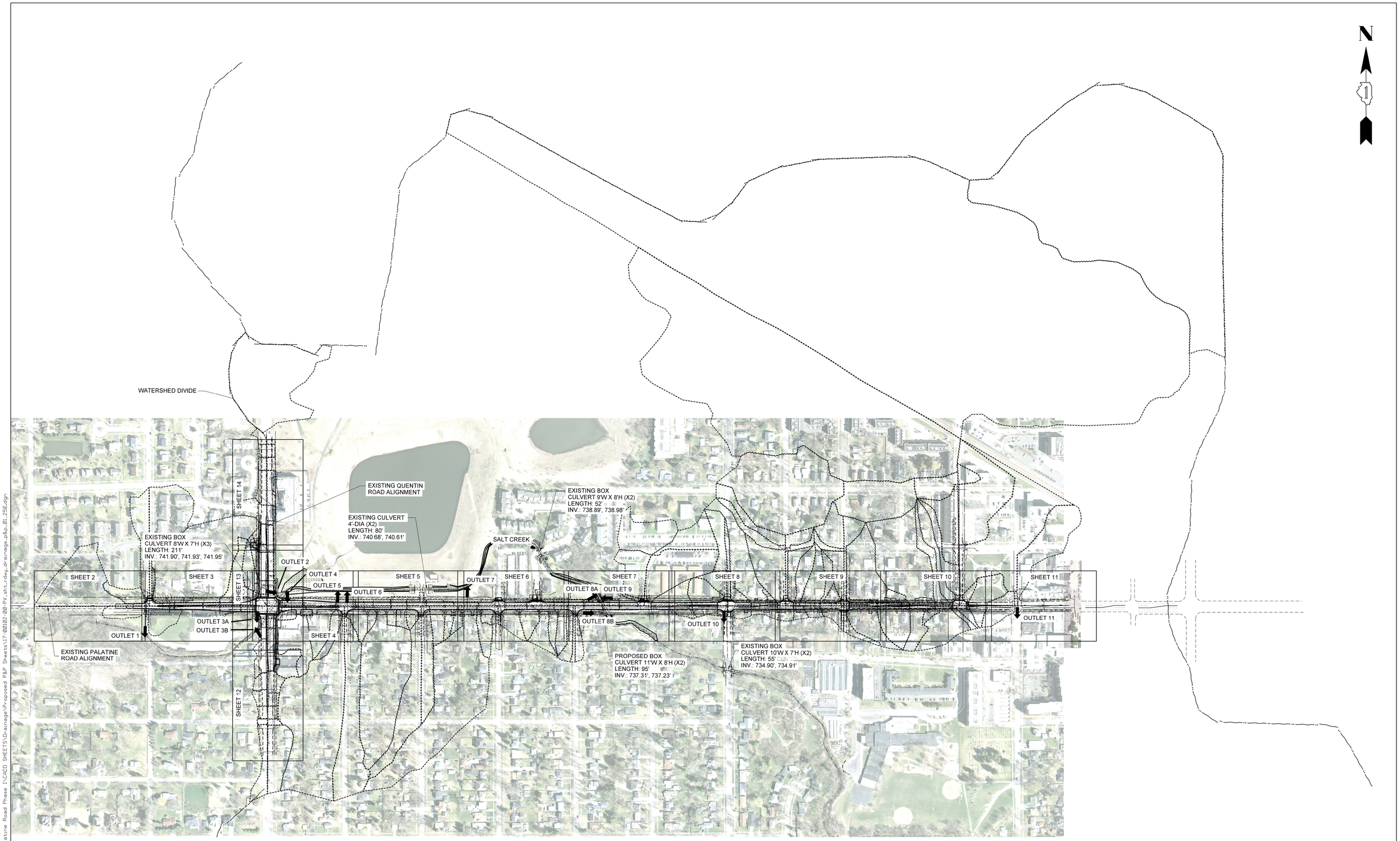

FILE NAME = F:\636-070 Palatine Road Phase I\CADD SHEETS\Drainage\Proposed P&P Sheets\17-00102-00-PV_sht_rdwy_drainage_p&p_01_250.dgn

EXHIBIT 1-00b

BLA, Inc.	USER NAME = agrudowski	DESIGNED - AJG	REVISED -	STATE OF ILLINOIS DEPARTMENT OF TRANSPORTATION	PROPOSED DRAINAGE PLAN PALATINE ROAD
		DRAWN - AJG	REVISED -		
	PLOT SCALE = 250.0000 ' / in.	CHECKED - JLT	REVISED -		
	PLOT DATE = 8/12/2021	DATE - 02/26/2020	REVISED -		SCALE: 1"=250' SHEET 1 OF 14 SHEETS STA. TO STA.

F.A.U. RTE.	SECTION	COUNTY	TOTAL SHEETS	SHEET NO.
1285	17-00102-00-PV	COOK	14	1
		CONTRACT NO.		
		ILLINOIS FED. AID PROJECT		

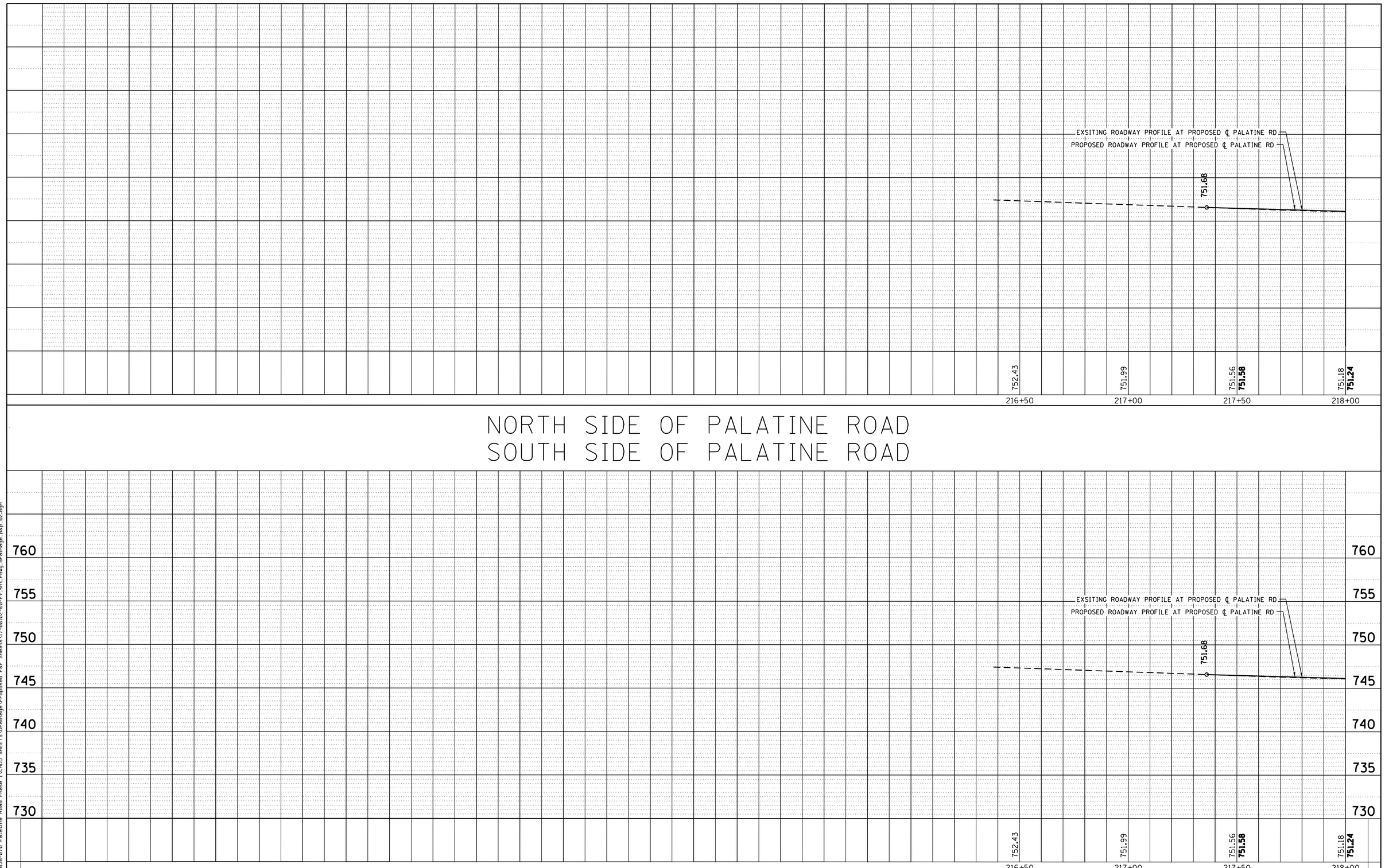

NORTH SIDE OF PALATINE ROAD
SOUTH SIDE OF PALATINE ROAD

PLAN	BY	DATE
SURVEYED		
PLOTTED		
ALIGNMENT CHECKED		
RT. OF WAY CHECKED		
CADD FILE NAME		
NOTE BOOK NO.		

PROFILE	BY	DATE
SURVEYED		
PLOTTED		
GRADES CHECKED		
B.M. NOTED		
STRUCTURE NOTATNS CHKD		
NOTE BOOK NO.		

FILE NAME = F:\636-070 Palatine Road Phase I\CADD SHEETS\Drainage\Proposed P&P Sheets\17-00102-00-PV_sht_rdwy_drainage_p&p_02.dgn

BLA, Inc.

USER NAME = agrudowski	DESIGNED -	REVISED -
	DRAWN -	REVISED -
PLOT SCALE = 20.0132 ' / in.	CHECKED -	REVISED -
PLOT DATE = 8/12/2021	DATE -	REVISED -

STATE OF ILLINOIS
DEPARTMENT OF TRANSPORTATION

DRAINAGE PROFILE
PALATINE ROAD

SCALE: | SHEET 2 OF 14 SHEETS | STA. 212+00.00 TO STA. 218+00.00

F.A.U RTE.	SECTION	COUNTY	TOTAL SHEETS	SHEET NO.
1285	17-00102-00-PV	COOK	14	2

CONTRACT NO.

ILLINOIS FED. AID PROJECT

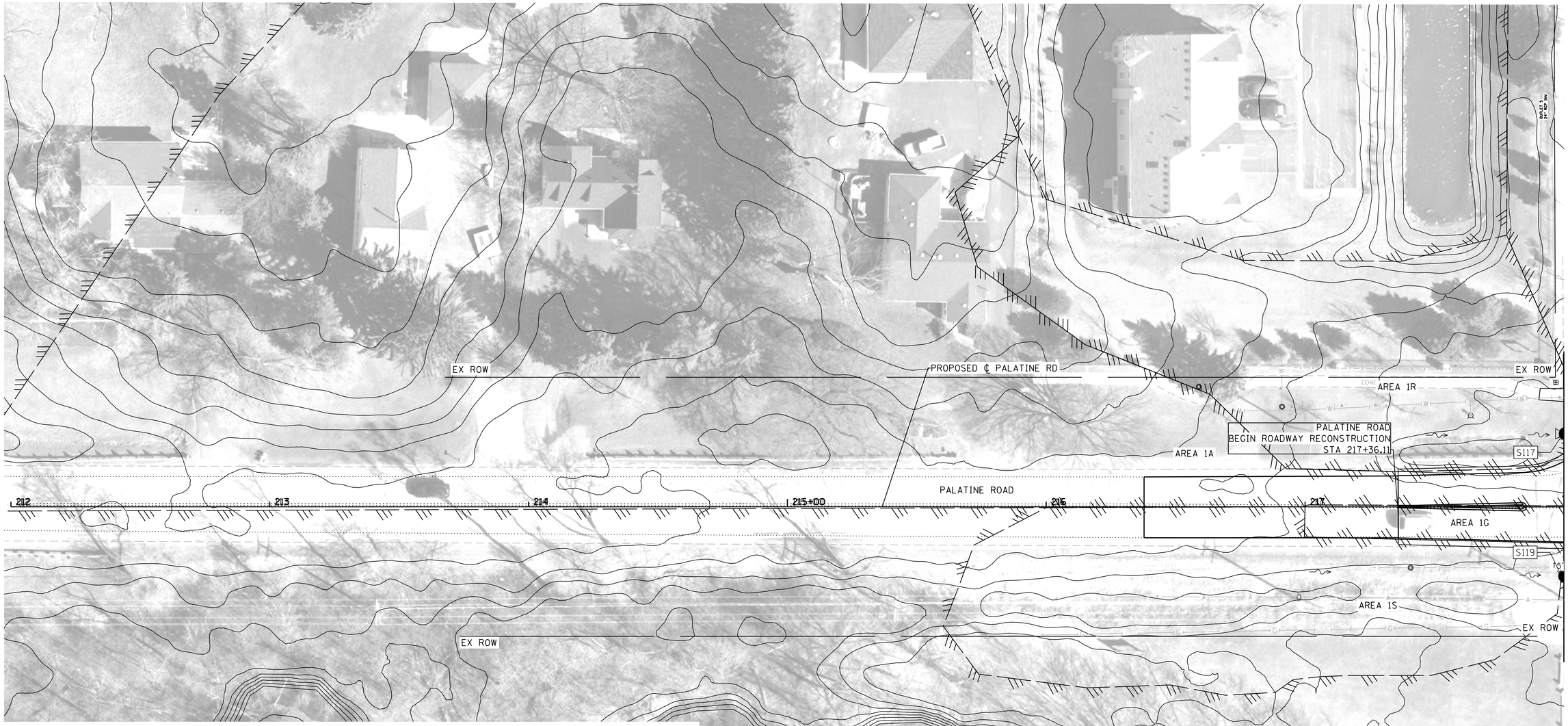

LEGEND

SYMBOLS	EXISTING	PROPOSED
REFERENCE LINE/CENTERLINE AND STATIONING		
RIGHT OF WAY LINE		
DRAINAGE DIVIDE (HYDROLOGIC ATLAS) EXIST. ONLY		
INTERPRETED DRAINAGE AREA		
FLOODPLAIN BOUNDARY		
FLOODWAY BOUNDARY		
SHALLOW CONC./GUTTER FLOW		
SWALE		
DITCH		
OUTLET		
SHEET FLOW		
OVERFLOW		

	EXISTING	PROPOSED
CHANNEL		
DIVERTED AREA (PROPOSED ONLY)		
CULVERT SIZE – TYPE	2' X 2' BOX	2' X 2' BOX
BRIDGE LOCATION – BRIDGE NO.		
PUMP STATION	PS	PS
STORM SEWER		
SANITARY SEWER		
COMBINED SEWER		
CULVERT END SECTION		
CATCH BASIN		
HEADWALL/ENDWALL		
INLET		
MANHOLE		

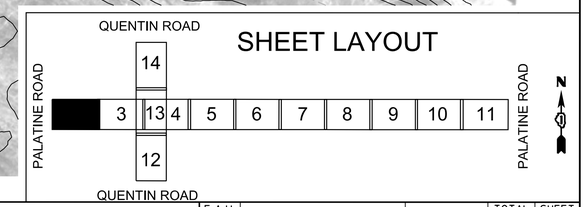

FILE NAME = F:\636-070 Palatine Road Phase I\CADD SHEETS\D-ainage\Proposed P&P Sheets\17-00102-00-PV_sht_rdwy_drainage_plan_PR.02 2DP14.dgn

BLA, Inc.

USER NAME = agrudowski	DESIGNED - AJK	REVISED -	
	DRAWN - AJK	REVISED -	
PLOT SCALE = 20.0132 ' / in.	CHECKED - KEK	REVISED -	
PLOT DATE = 8/12/2021	DATE - 2-28-2020	REVISED -	

STATE OF ILLINOIS
DEPARTMENT OF TRANSPORTATION

PROPOSED DRAINAGE PLAN
PALATINE ROAD

SCALE: 1"=20' | SHEET 2 OF 24 SHEETS | STA. EXISTING TO STA. 118+00

F.A.U. RTE.	SECTION	COUNTY	TOTAL SHEETS	SHEET NO.
1285	17-00102-00-PV	COOK	24	2

CONTRACT NO.

ILLINOIS FED. AID PROJECT

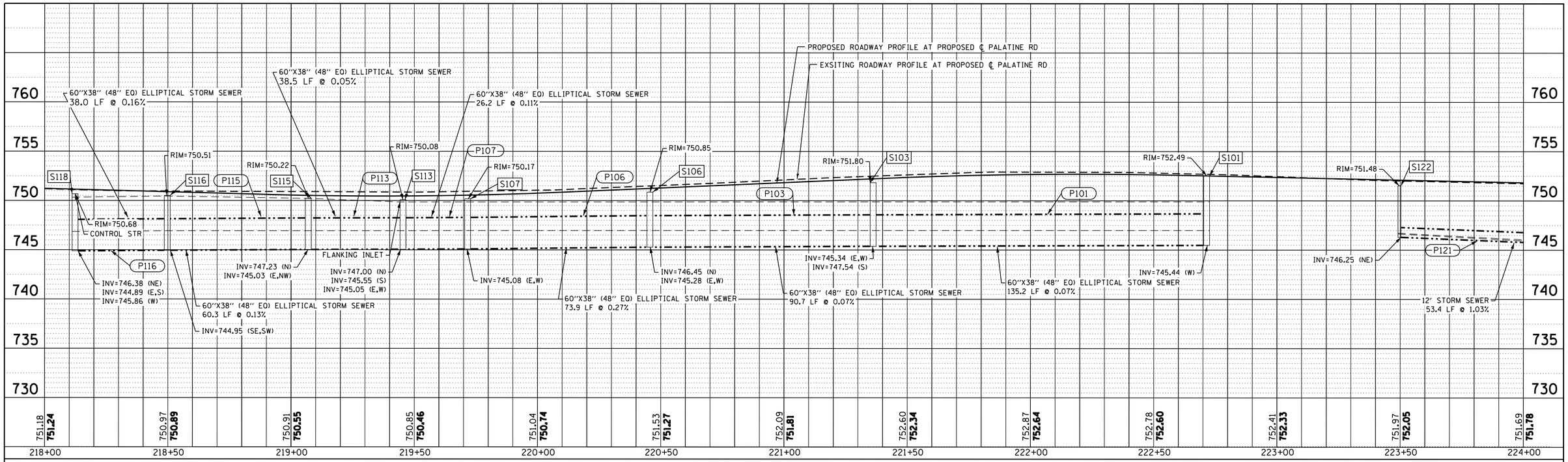

NORTH SIDE OF PALATINE ROAD
SOUTH SIDE OF PALATINE ROAD

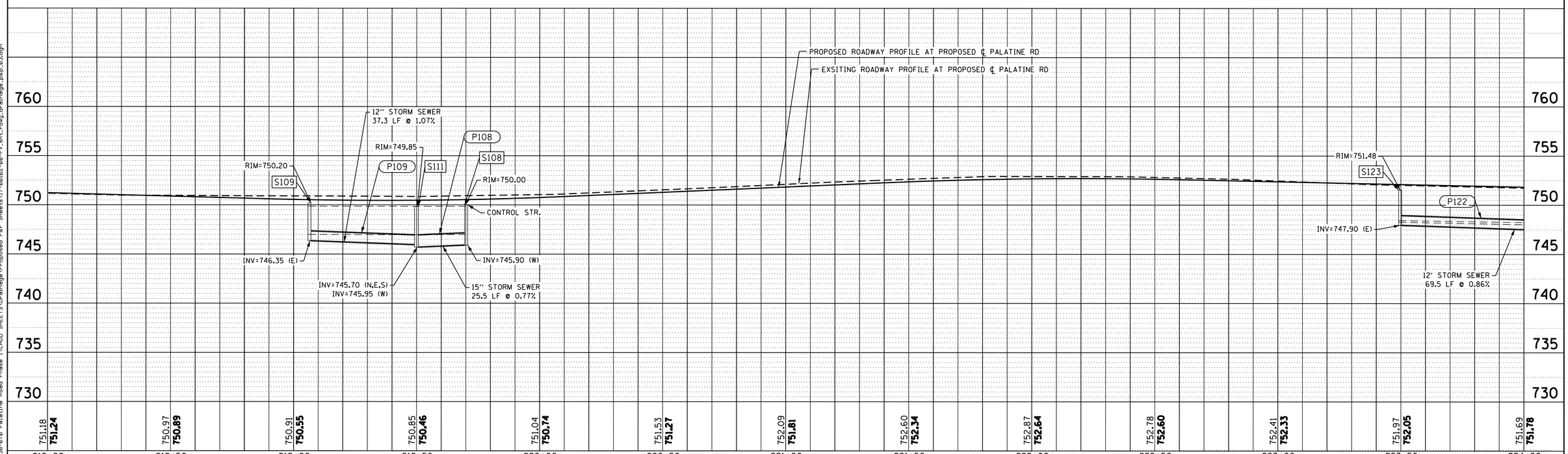

PLAN	BY	DATE
SURVEYED		
PLOTTED		
ALIGNMENT CHECKED		
RT. OF WAY CHECKED		
CADD FILE NAME		
NOTE BOOK NO.		

PROFILE	BY	DATE
SURVEYED		
PLOTTED		
PROFILE CHECKED		
B.M. NOTED		
STRUCTURE NOTATNS CHKD		
NOTE BOOK NO.		

FILE NAME = F:\636-070 Palatine Road Phase I\CADD SHEETS\Drainage\Proposed P&P Sheets\17-00102-00-PV_sht_rdwy_drainage_p&p_03.dgn

BLA, Inc.

USER NAME = agrudowski	DESIGNED -	REVISED -
	DRAWN -	REVISED -
PLOT SCALE = 20.0132 ' / in.	CHECKED -	REVISED -
PLOT DATE = 8/12/2021	DATE -	REVISED -

STATE OF ILLINOIS
DEPARTMENT OF TRANSPORTATION

DRAINAGE PROFILE
PALATINE ROAD

SCALE: | SHEET 3 OF 14 SHEETS | STA. 218+00.00 TO STA. 224+00.00

F.A.U RTE.	SECTION	COUNTY	TOTAL SHEETS	SHEET NO.
1285	17-00102-00-PV	COOK	14	3

CONTRACT NO.

ILLINOIS FED. AID PROJECT



LEGEND

SYMBOLS	EXISTING	PROPOSED
REFERENCE LINE/CENTERLINE AND STATIONING		
RIGHT OF WAY LINE		
DRAINAGE DIVIDE (HYDROLOGIC ATLAS) EXIST. ONLY		
INTERPRETED DRAINAGE AREA		
FLOODPLAIN BOUNDARY		
FLOODWAY BOUNDARY		
SHALLOW CONC./GUTTER FLOW		
SWALE		
DITCH		
OUTLET		
SHEET FLOW		
OVERFLOW		

	EXISTING	PROPOSED
CHANNEL		
DIVERTED AREA (PROPOSED ONLY)		
CULVERT SIZE – TYPE	2' X 2' BOX	2' X 2' BOX
BRIDGE LOCATION – BRIDGE NO.		
PUMP STATION	PS	PS
STORM SEWER		
SANITARY SEWER		
COMBINED SEWER		
CULVERT END SECTION		
CATCH BASIN		
HEADWALL/ENDWALL		
INLET		
MANHOLE		

SHEET LAYOUT

QUENTIN ROAD

PALATINE ROAD | 2 | 13 | 14 | 12 | 4 | 5 | 6 | 7 | 8 | 9 | 10 | 11 | PALATINE ROAD

QUENTIN ROAD

N

FILE NAME = F:\636-070 Palatine Road Phase I\CADD SHEETS\Drainage\Proposed P&P Sheets\17-00102-00-PV_sht_dwg_drainage_Plan_PR_03 30F14.dgn

BLA, Inc.

USER NAME = agrudowski	DESIGNED - AJK	REVISED -	
	DRAWN - AJK	REVISED -	
PLOT SCALE = 20.0132 ' / in.	CHECKED - KEK	REVISED -	
PLOT DATE = 8/12/2021	DATE - 2-28-2020	REVISED -	

STATE OF ILLINOIS
DEPARTMENT OF TRANSPORTATION

PROPOSED DRAINAGE PLAN
PALATINE ROAD

SCALE: 1"=20' | SHEET 3 OF 24 SHEETS | STA. 118+00 TO STA. 124+00

F.A.U. RTE.	SECTION	COUNTY	TOTAL SHEETS	SHEET NO.
1285	17-00102-00-PV	COOK	24	3

CONTRACT NO.

ILLINOIS FED. AID PROJECT

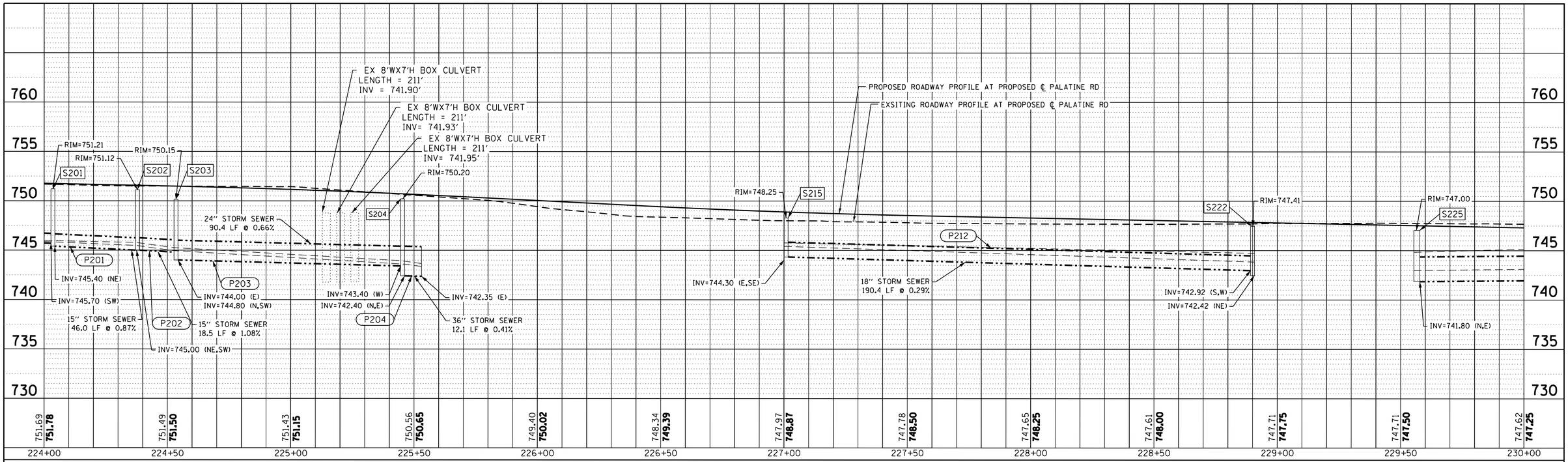

NORTH SIDE OF PALATINE ROAD
SOUTH SIDE OF PALATINE ROAD

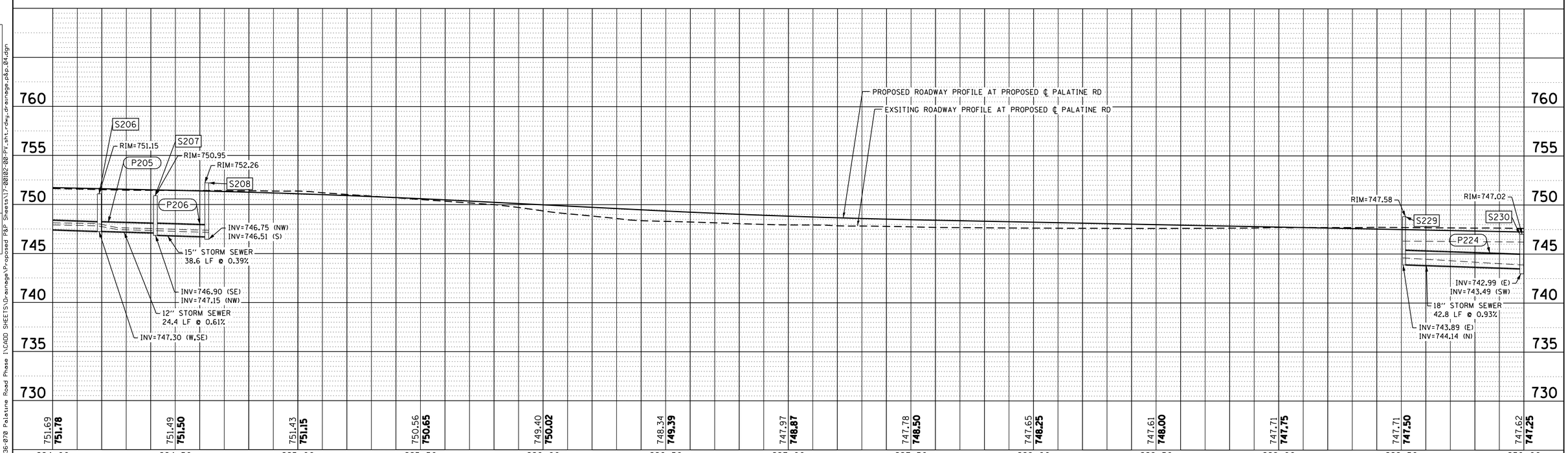

PLAN
SURVEYED
PLOTTED
ALIGNMENT CHECKED
RT. OF WAY CHECKED
CADD FILE NAME
NOTE BOOK NO.
BY
DATE

PROFILE
SURVEYED
PLOTTED
PROFILE CHECKED
BLM NOTED
STRUCTURE NOTATIONS CHKD
NOTE BOOK NO.
BY
DATE

FILE NAME = F:\636-070 Palatine Road Phase I\CADD SHEETS\Drainage\Proposed P&P Sheets\17-00102-00-PV_sht_rdwy_drainage_p&p_04.dgn

BLA, Inc.

USER NAME = agrudowski	DESIGNED -	REVISED -
	DRAWN -	REVISED -
PLOT SCALE = 20.0000 ' / in.	CHECKED -	REVISED -
PLOT DATE = 8/12/2021	DATE -	REVISED -

STATE OF ILLINOIS
DEPARTMENT OF TRANSPORTATION

DRAINAGE PROFILE
PALATINE ROAD

SCALE: | SHEET 4 OF 14 SHEETS | STA. 224+00.00 TO STA. 230+00.00

F.A.U RTE.	SECTION	COUNTY	TOTAL SHEETS	SHEET NO.
1285	17-00102-00-PV	COOK	14	4

CONTRACT NO.

ILLINOIS FED. AID PROJECT

MATCH LINE STA 124+00.00

MATCH LINE STA 130+00.00

QUENTIN ROAD END RECONSTRUCTION STA 63+88.14

AREA 2L

AREA 2A

AREA 2U

AREA 3B

AREA 4F

AREA 5A

AREA 5C

AREA 5D3

AREA 5D2

AREA 5D

AREA 5E

AREA 5F

AREA 6A

AREA 6B

AREA 6C

WETLAND SITE

SALT CREEK

WATERSHED BOUNDARY

OUTLET 2 36" RCP INV

OUTLET 4 36" RCP FES INV

OUTLET 3A 18" RCP

OUTLET 5 30" RCP FES INV

OUTLET 6 30" RCP FES INV

PROPOSED ℄ PALATINE RD

PALATINE ROAD

FLANKING INLET

S WALNUT STREET

QUENTIN ROAD

EX 8'WXT'H (X3) BOX CULVERT LENGTH: 211' INV: 741.90', 741.93', 741.95'

LEGEND

SYMBOLS	EXISTING	PROPOSED
REFERENCE LINE/CENTERLINE AND STATIONING		
RIGHT OF WAY LINE		
DRAINAGE DIVIDE (HYDROLOGIC ATLAS) EXIST. ONLY		
INTERPRETED DRAINAGE AREA		
FLOODPLAIN BOUNDARY		
FLOODWAY BOUNDARY		
SHALLOW CONC./GUTTER FLOW		
SWALE		
DITCH		
OUTLET		
SHEET FLOW		
OVERFLOW		

	EXISTING	PROPOSED
CHANNEL		
DIVERTED AREA (PROPOSED ONLY)		
CULVERT SIZE – TYPE	2' X 2' BOX	2' X 2' BOX
BRIDGE LOCATION – BRIDGE NO.		
PUMP STATION	PS	PS
STORM SEWER		
SANITARY SEWER		
COMBINED SEWER		
CULVERT END SECTION		
CATCH BASIN		
HEADWALL/ENDWALL		
INLET		
MANHOLE		

SHEET LAYOUT

QUENTIN ROAD

PALATINE ROAD

2	3		5	6	7	8	9	10	11

14

12

QUENTIN ROAD

PALATINE ROAD

FILE NAME = F:\636-070 Palatine Road Phase I\CADD SHEETS\Drainage\Proposed P&P Sheets\17-00102-00-PV_sht_rdwy_drainage_Plan_PR.04 4OF14.dgn

BLA, Inc.

USER NAME = agrudowski	DESIGNED - AJK	REVISED -	
	DRAWN - AJK	REVISED -	
PLOT SCALE = 20.0132 ' / in.	CHECKED - KEK	REVISED -	
PLOT DATE = 8/12/2021	DATE - 2-28-2020	REVISED -	

STATE OF ILLINOIS
DEPARTMENT OF TRANSPORTATION

PROPOSED DRAINAGE PLAN
PALATINE ROAD

SCALE: 1"=20' | SHEET 4 OF 24 SHEETS | STA. 124+00 TO STA. 130+00

F.A.U. RTE.	SECTION	COUNTY	TOTAL SHEETS	SHEET NO.
1285	17-00102-00-PV	COOK	24	4

CONTRACT NO.

ILLINOIS FED. AID PROJECT

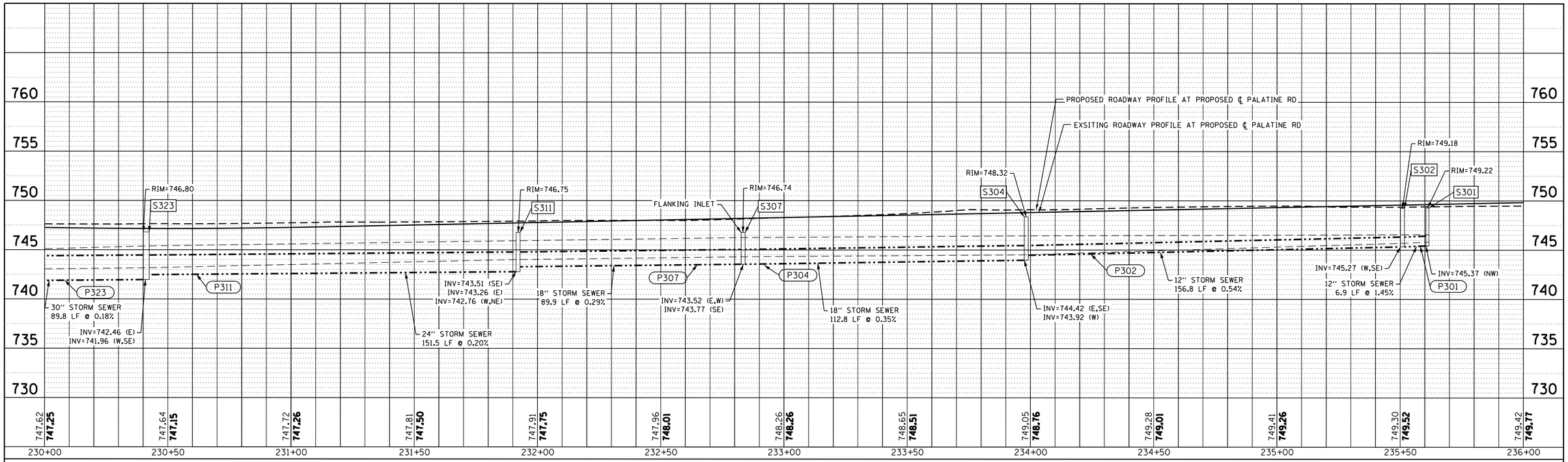

NORTH SIDE OF PALATINE ROAD
SOUTH SIDE OF PALATINE ROAD

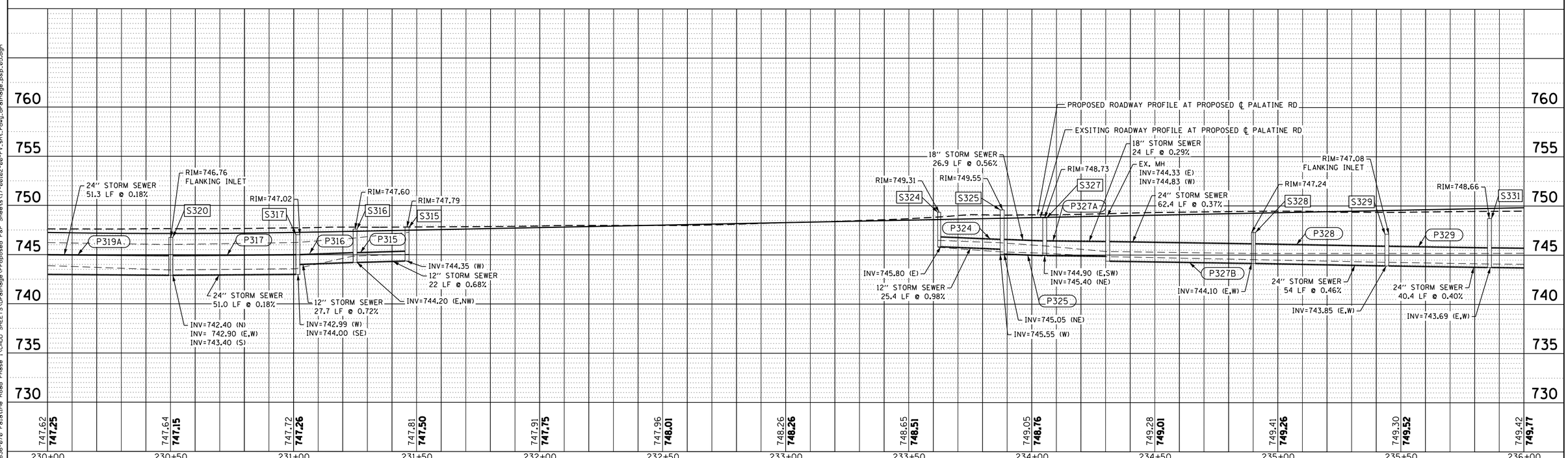

BY	DATE	PLAN	SURVEYED	PROFILE	SURVEYED
			PLOTTED		PLOTTED
			ALIGNMENT CHECKED		GRADES CHECKED
		NOTE BOOK	RT. OF WAY CHECKED	NOTE BOOK	BLM. NOTED
		NO.	CADD FILE NAME	NO.	STRUCTURE NOTATNS CHKD

FILE NAME = F:\636-070 Palatine Road Phase I\CADD SHEETS\D-ainage\P-Proposed P&P Sheets\17-00102-00-PV_sht_rdwy_drainage_p&p_05.dgn

BLA, Inc.

USER NAME = agrudowski	DESIGNED -	REVISED -
	DRAWN -	REVISED -
PLOT SCALE = 20.0132 ' / in.	CHECKED -	REVISED -
PLOT DATE = 8/12/2021	DATE -	REVISED -

STATE OF ILLINOIS
DEPARTMENT OF TRANSPORTATION

DRAINAGE PROFILE
PALATINE ROAD

SCALE: | SHEET 5 OF 14 SHEETS | STA. 230+00.00 TO STA. 236+00.00

F.A.U RTE.	SECTION	COUNTY	TOTAL SHEETS	SHEET NO.
1285	17-00102-00-PV	COOK	14	5

CONTRACT NO.

ILLINOIS FED. AID PROJECT

MATCH LINE STA 130+00.00

MATCH LINE STA 136+00.00

SALT CREEK

WETLAND SITE

EX 4'-DIA (X2) CULVERT LENGTH: 80' INV: 740.68', 740.61'

PROPOSED ℄ PALATINE RD

RIEMER RES ENTRANCE

EX ROW

AREA 6R

AREA 6S

AREA 6Q

AREA 6P

AREA 6O

AREA 6T

AREA 6M

AREA 6L

AREA 6K

AREA 6J

AREA 7M

AREA 6I

AREA 6H

AREA 6G

AREA 6F

AREA 6E

AREA 6D

AREA 7C

AREA 7D

AREA 7E

AREA 7B

AREA 7A

FLANKING INLET

PALATINE ROAD

S ASH STREET

TEMP-ESMT

CONC. WALK

CONC

BIT

24"ø RCP

18"ø RCP

15"ø RCP

12"ø RCP

P323 S323 P321 S321 P311 P310 S310 S311 P309 P307 S307 P306 P304 S304 P303 P302 S302 S303 S301 P301 P317 S322 P322 P320 P308 S309 S306 S317 S320 P305 S308 S326 S330 P314 P319 P318 S318A S318B P316 S315 S314A S314B S313B S313A S312B S312A P313 P312 S305 P326 P327 S328 P328 S329 P330 S331 P331 S319 S316 P324 S324 P325 S325 S327 P329

230+00 231 232 233 234 235+00

130+00 133 134 135+00

750 751 749 747 748 753 752

LEGEND

SYMBOLS	EXISTING	PROPOSED
REFERENCE LINE/CENTERLINE AND STATIONING		
RIGHT OF WAY LINE		
DRAINAGE DIVIDE (HYDROLOGIC ATLAS) EXIST. ONLY		
INTERPRETED DRAINAGE AREA		
FLOODPLAIN BOUNDARY		
FLOODWAY BOUNDARY		
SHALLOW CONC./GUTTER FLOW		
SWALE		
DITCH		
OUTLET		
SHEET FLOW		
OVERFLOW		

	EXISTING	PROPOSED
CHANNEL		
DIVERTED AREA (PROPOSED ONLY)		
CULVERT SIZE – TYPE	2' X 2' BOX	2' X 2' BOX
BRIDGE LOCATION – BRIDGE NO.		
PUMP STATION	PS	PS
STORM SEWER		
SANITARY SEWER		
COMBINED SEWER		
CULVERT END SECTION		
CATCH BASIN		
HEADWALL/ENDWALL		
INLET		
MANHOLE		

SHEET LAYOUT

QUENTIN ROAD

PALATINE ROAD

14 | 2 | 3 | 13 | 4 | 6 | 7 | 8 | 9 | 10 | 11 | 12

PALATINE ROAD

QUENTIN ROAD

FILE NAME = F:\636-070 Palatine Road Phase I\CADD SHEETS\Drainage\Proposed P&P Sheets\17-00102-00-PV_sht_rdwy_drainage_Plan_PR.05 SDF14.dgn

BLA, Inc.

USER NAME = agrudowski	DESIGNED - AJK	REVISED -
	DRAWN - AJK	REVISED -
PLOT SCALE = 20.0132 ' / in.	CHECKED - KEK	REVISED -
PLOT DATE = 8/12/2021	DATE - 2-28-2020	REVISED -

STATE OF ILLINOIS
DEPARTMENT OF TRANSPORTATION

PROPOSED DRAINAGE PLAN
PALATINE ROAD

SCALE: 1"=20' | SHEET 5 OF 24 SHEETS | STA. 130+00 TO STA. 136+00

F.A.U. RTE.	SECTION	COUNTY	TOTAL SHEETS	SHEET NO.
1285	17-00102-00-PV	COOK	24	5

CONTRACT NO.

ILLINOIS FED. AID PROJECT

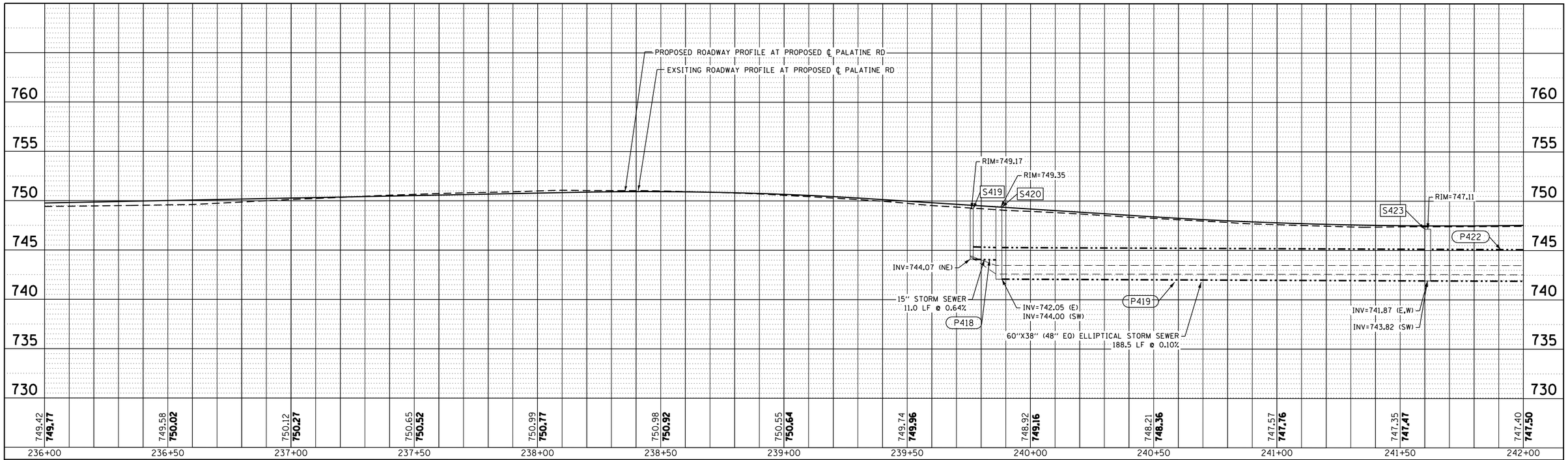

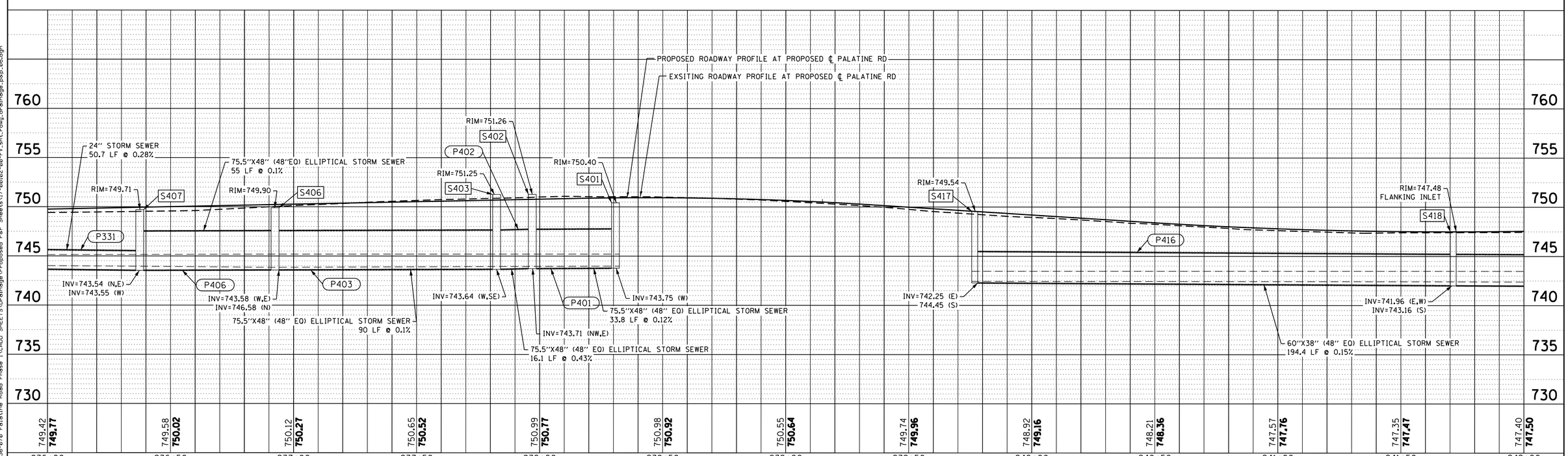

PLAN

NOTE BOOK NO.	SURVEYED	PLOTTED	ALIGNMENT CHECKED	RT. OF WAY CHECKED	CADD FILE NAME	BY	DATE

PROFILE

NOTE BOOK NO.	SURVEYED	PLOTTED	GRADES CHECKED	B.M. NOTED	STRUCTURE NOTATNS CHKD	BY	DATE

FILE NAME = F:\636-070 Palatine Road Phase I\CADD SHEETS\Drainage\Proposed P&P Sheets\17-00102-00-PV_sht_rdwy_drainage_p&p_06.dgn

BLA, Inc.

USER NAME = agrudowski	DESIGNED -	REVISED -
	DRAWN -	REVISED -
PLOT SCALE = 20.0132 ' / in.	CHECKED -	REVISED -
PLOT DATE = 8/12/2021	DATE -	REVISED -

STATE OF ILLINOIS
DEPARTMENT OF TRANSPORTATION

DRAINAGE PROFILE
PALATINE ROAD

SCALE: | SHEET 6 OF 14 SHEETS | STA. 236+00.00 TO STA. 242+00.00

F.A.U RTE.	SECTION	COUNTY	TOTAL SHEETS	SHEET NO.
1285	17-00102-00-PV	COOK	14	6

CONTRACT NO.

ILLINOIS FED. AID PROJECT

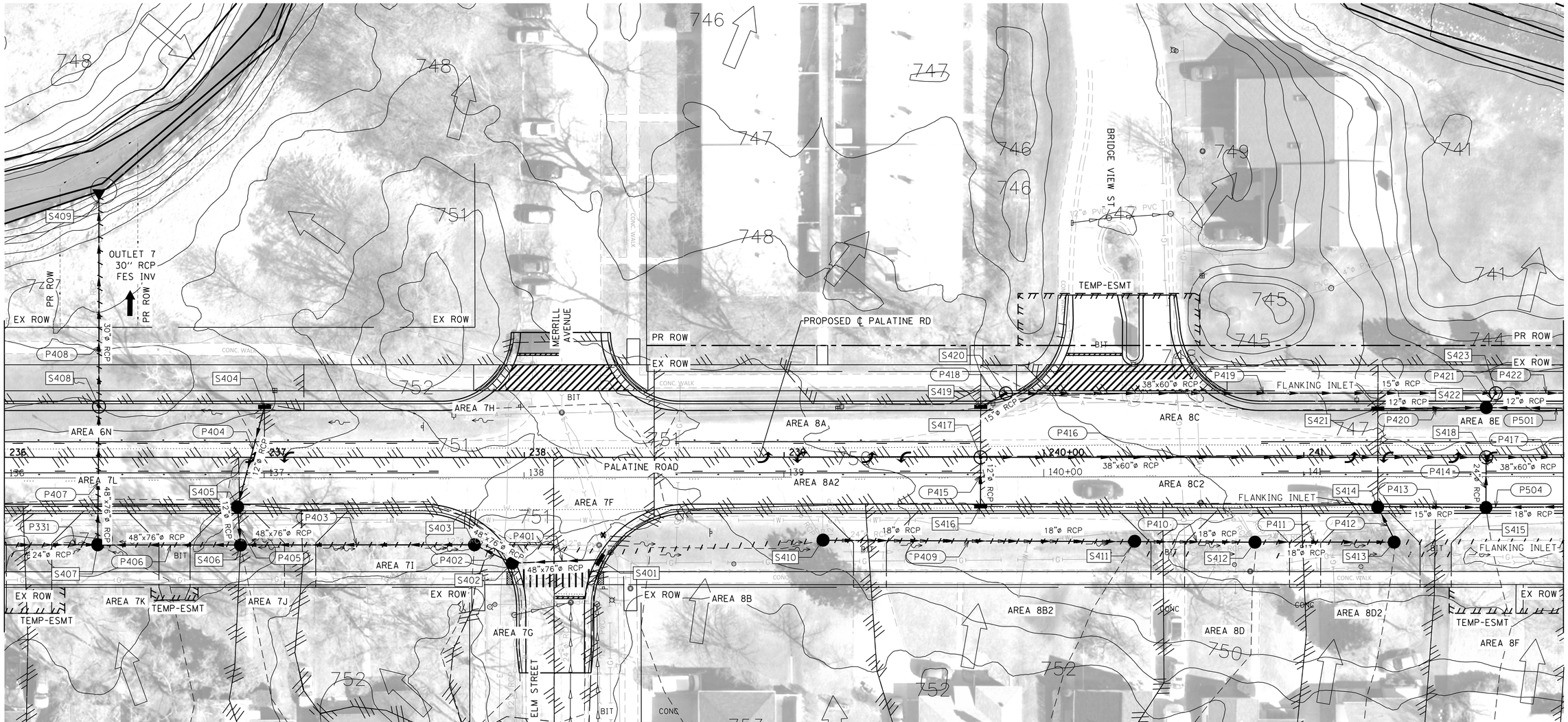

LEGEND

SYMBOLS	EXISTING	PROPOSED
REFERENCE LINE/CENTERLINE AND STATIONING		
RIGHT OF WAY LINE		
DRAINAGE DIVIDE (HYDROLOGIC ATLAS) EXIST. ONLY		
INTERPRETED DRAINAGE AREA		
FLOODPLAIN BOUNDARY		
FLOODWAY BOUNDARY		
SHALLOW CONC./GUTTER FLOW		
SWALE		
DITCH		
OUTLET		
SHEET FLOW		
OVERFLOW		

	EXISTING	PROPOSED
CHANNEL		
DIVERTED AREA (PROPOSED ONLY)		
CULVERT SIZE – TYPE	2' X 2' BOX	2' X 2' BOX
BRIDGE LOCATION – BRIDGE NO.		
PUMP STATION	PS	PS
STORM SEWER		
SANITARY SEWER		
COMBINED SEWER		
CULVERT END SECTION		
CATCH BASIN		
HEADWALL/ENDWALL		
INLET		
MANHOLE		

SHEET LAYOUT

QUENTIN ROAD

PALATINE ROAD | 2 | 3 | 13 | 4 | 5 | 7 | 8 | 9 | 10 | 11 | PALATINE ROAD

14

12

QUENTIN ROAD

N

FILE NAME = F:\638-070 Palatine Road Phase I\CADD SHEETS\D-drainage\Proposed P&P Sheets\17-00102-00-PV_sht_rdwy_drainage_Plan_PR.06 EGF14.dgn

BLA, Inc.

USER NAME = egrudowski	DESIGNED - AJK	REVISED -
	DRAWN - AJK	REVISED -
PLOT SCALE = 20.0132 ' / in.	CHECKED - KEK	REVISED -
PLOT DATE = 8/12/2021	DATE - 2-28-2020	REVISED -

STATE OF ILLINOIS
DEPARTMENT OF TRANSPORTATION

PROPOSED DRAINAGE PLAN
PALATINE ROAD

SCALE: 1"=20' | SHEET 6 OF 274 SHEETS | STA. 136+00 TO STA. 142+00

F.A.U. RTE.	SECTION	COUNTY	TOTAL SHEETS	SHEET NO.
1285	17-00102-00-PV	COOK	274	6

CONTRACT NO.

ILLINOIS FED. AID PROJECT

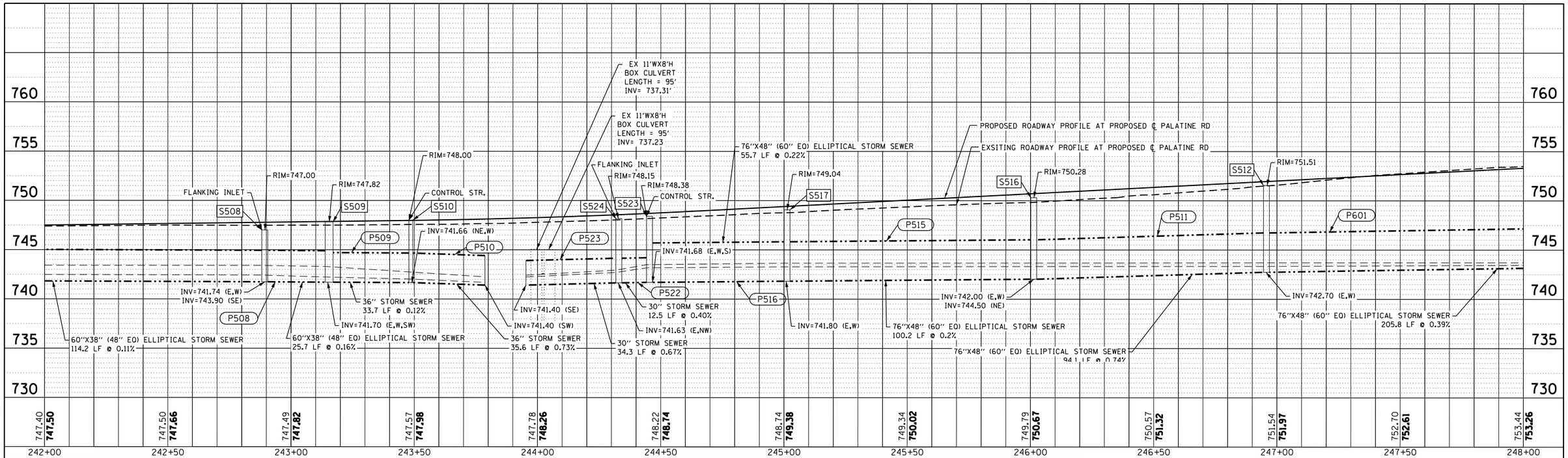

NORTH SIDE OF PALATINE ROAD
SOUTH SIDE OF PALATINE ROAD

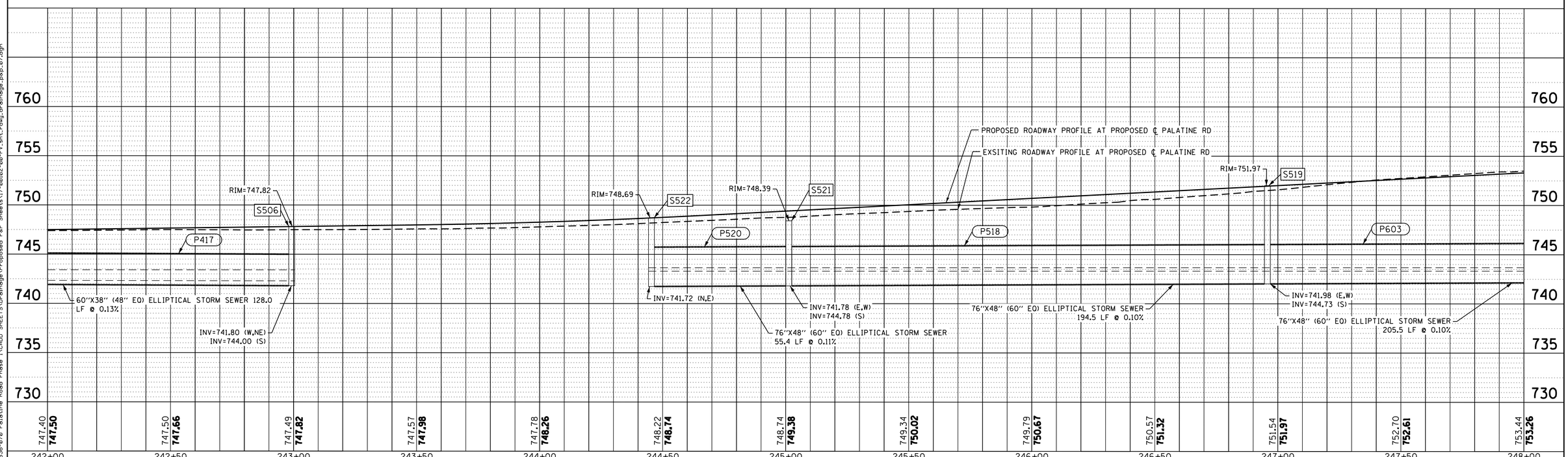

PLAN	BY	DATE
SURVEYED		
PLOTTED		
ALIGNMENT CHECKED		
RT. OF WAY CHECKED		
CADD FILE NAME		
NOTE BOOK NO.		

PROFILE	BY	DATE
SURVEYED		
PLOTTED		
GRADES CHECKED		
BLM. NOTED		
STRUCTURE NOTATNS CHKD		
NOTE BOOK NO.		

FILE NAME = F:\636-070 Palatine Road Phase I\CADD SHEETS\Drainage\Proposed P&P Sheets\17-00102-00-PV_sht_rdwy_drainage_p&p_07.dgn

BLA, Inc.

USER NAME = agrudowski	DESIGNED -	REVISED -
	DRAWN -	REVISED -
PLOT SCALE = 20.0132 ' / in.	CHECKED -	REVISED -
PLOT DATE = 8/12/2021	DATE -	REVISED -

STATE OF ILLINOIS
DEPARTMENT OF TRANSPORTATION

DRAINAGE PROFILE
PALATINE ROAD

SCALE: | SHEET 7 OF 14 SHEETS | STA. 242+00.00 TO STA. 248+00.00

F.A.U RTE.	SECTION	COUNTY	TOTAL SHEETS	SHEET NO.
1285	17-00102-00-PV	COOK	14	7

CONTRACT NO.

ILLINOIS FED. AID PROJECT

MATCH LINE STA 142+00.00

MATCH LINE STA 148+00.00

PR ROW
EX ROW
FLANKING INLET
WETLAND SITE
SALT CREEK
OUTLET 8A
36" RCP
FES INV
OUTLET 9
30" RCP
FES INV
PROPOSED ℄ PALATINE RD
PALATINE ROAD
TEMP-ESMT
AREA 8G
AREA 8J
AREA 8K
AREA 8L
AREA 8M
AREA 8N
AREA 8H
AREA 9B
AREA 9C
AREA 9C2
AREA 9D
AREA 9F
AREA 9G
AREA 9H
PR 11'W x 8'H (X2) BOX CULVERT LENGTH 95'
OUTLET 8B
12" RCP
FES INV
HICKORY STREET
CONC. WALK
BIT

LEGEND

SYMBOLS	EXISTING	PROPOSED
REFERENCE LINE/CENTERLINE AND STATIONING		
RIGHT OF WAY LINE		
DRAINAGE DIVIDE (HYDROLOGIC ATLAS) EXIST. ONLY		
INTERPRETED DRAINAGE AREA		
FLOODPLAIN BOUNDARY		
FLOODWAY BOUNDARY		
SHALLOW CONC./GUTTER FLOW		
SWALE		
DITCH		
OUTLET		
SHEET FLOW		
OVERFLOW		

	EXISTING	PROPOSED
CHANNEL		
DIVERTED AREA (PROPOSED ONLY)		
CULVERT SIZE – TYPE	2' X 2' BOX	2' X 2' BOX
BRIDGE LOCATION – BRIDGE NO.		
PUMP STATION	PS	PS
STORM SEWER		
SANITARY SEWER		
COMBINED SEWER		
CULVERT END SECTION		
CATCH BASIN		
HEADWALL/ENDWALL		
INLET		
MANHOLE		

SHEET LAYOUT

QUENTIN ROAD

2	3	13	4	5	6		8	9	10	11

14

12

PALATINE ROAD

PALATINE ROAD

QUENTIN ROAD

FILE NAME = F:\636-070 Palatine Road Phase I\CADD SHEETS\Drainage\Proposed P&P Sheets\17-00102-00-PV_sht_rdwy_drainage_Plan_PR_07 70F14.dgn

BLA, Inc.

USER NAME = agrudowski	DESIGNED - AJK	REVISED -	
	DRAWN - AJK	REVISED -	
PLOT SCALE = 20.0132 ' / in.	CHECKED - KEK	REVISED -	
PLOT DATE = 8/12/2021	DATE - 2-28-2020	REVISED -	

STATE OF ILLINOIS
DEPARTMENT OF TRANSPORTATION

PROPOSED DRAINAGE PLAN
PALATINE ROAD

SCALE: 1"=20' | SHEET 7 OF 24 SHEETS | STA. 142+00 TO STA. 148+00

F.A.U. RTE.	SECTION	COUNTY	TOTAL SHEETS	SHEET NO.
1285	17-00102-00-PV	COOK	24	7

CONTRACT NO.

ILLINOIS FED. AID PROJECT

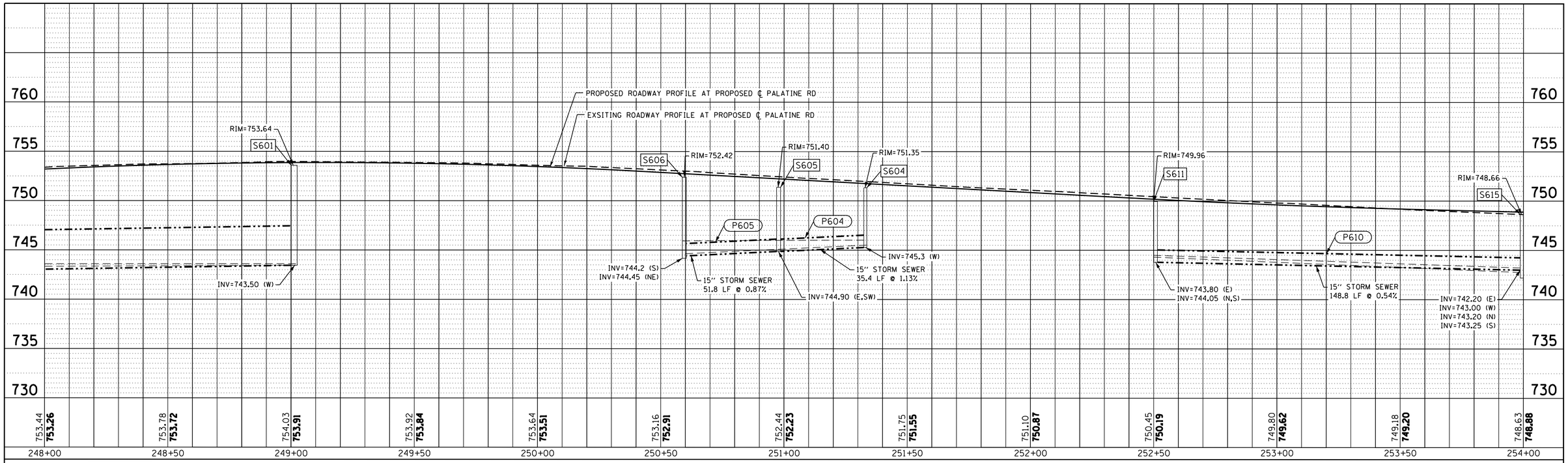

NORTH SIDE OF PALATINE ROAD
SOUTH SIDE OF PALATINE ROAD

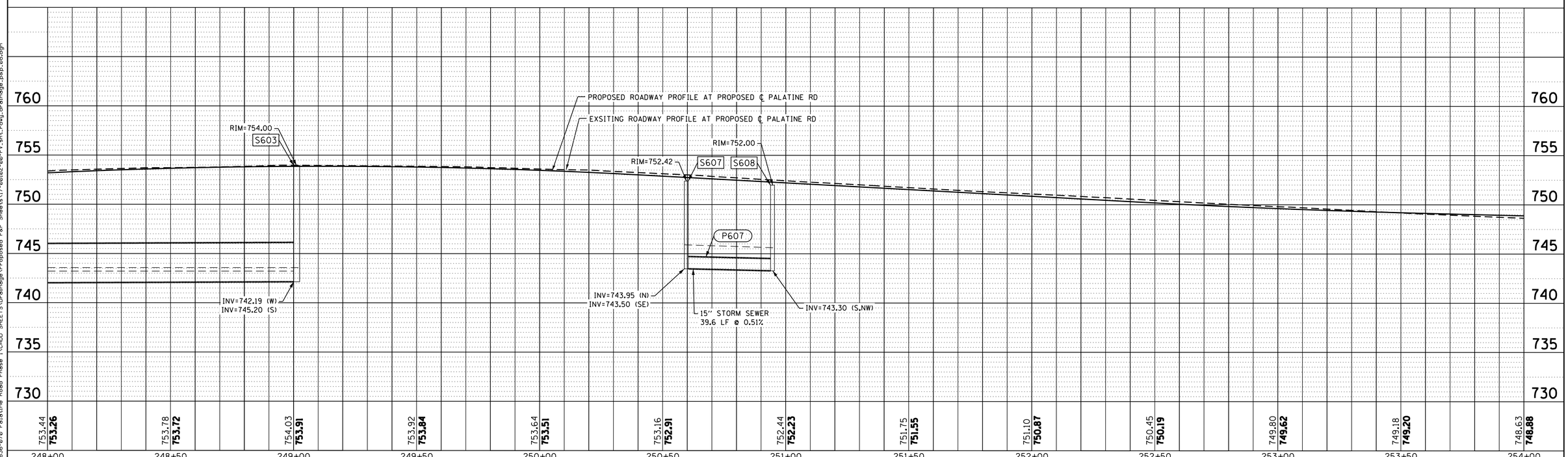

PLAN		BY	DATE
SURVEYED			
PLOTTED			
ALIGNMENT CHECKED			
RT. OF WAY CHECKED			
CADD FILE NAME			
NOTE BOOK NO.			

PROFILE		BY	DATE
SURVEYED			
PLOTTED			
GRADES CHECKED			
B.M. NOTED			
STRUCTURE NOTATNS CHKD			
NOTE BOOK NO.			

FILE NAME = F:\636-070 Palatine Road Phase I\CADD SHEETS\Drainage\Proposed P&P Sheets\17-00102-00-PV_sht_rdwy_drainage_p&p_08.dgn

BLA, Inc.

USER NAME = agrudowski	DESIGNED -	REVISED -
	DRAWN -	REVISED -
PLOT SCALE = 20.0132 ' / in.	CHECKED -	REVISED -
PLOT DATE = 8/12/2021	DATE -	REVISED -

STATE OF ILLINOIS
DEPARTMENT OF TRANSPORTATION

DRAINAGE PROFILE
PALATINE ROAD

SCALE: | SHEET 8 OF 14 SHEETS | STA. 248+00.00 TO STA. 254+00.00

F.A.U RTE.	SECTION	COUNTY	TOTAL SHEETS	SHEET NO.
1285	17-00102-00-PV	COOK	14	8

CONTRACT NO.

ILLINOIS FED. AID PROJECT

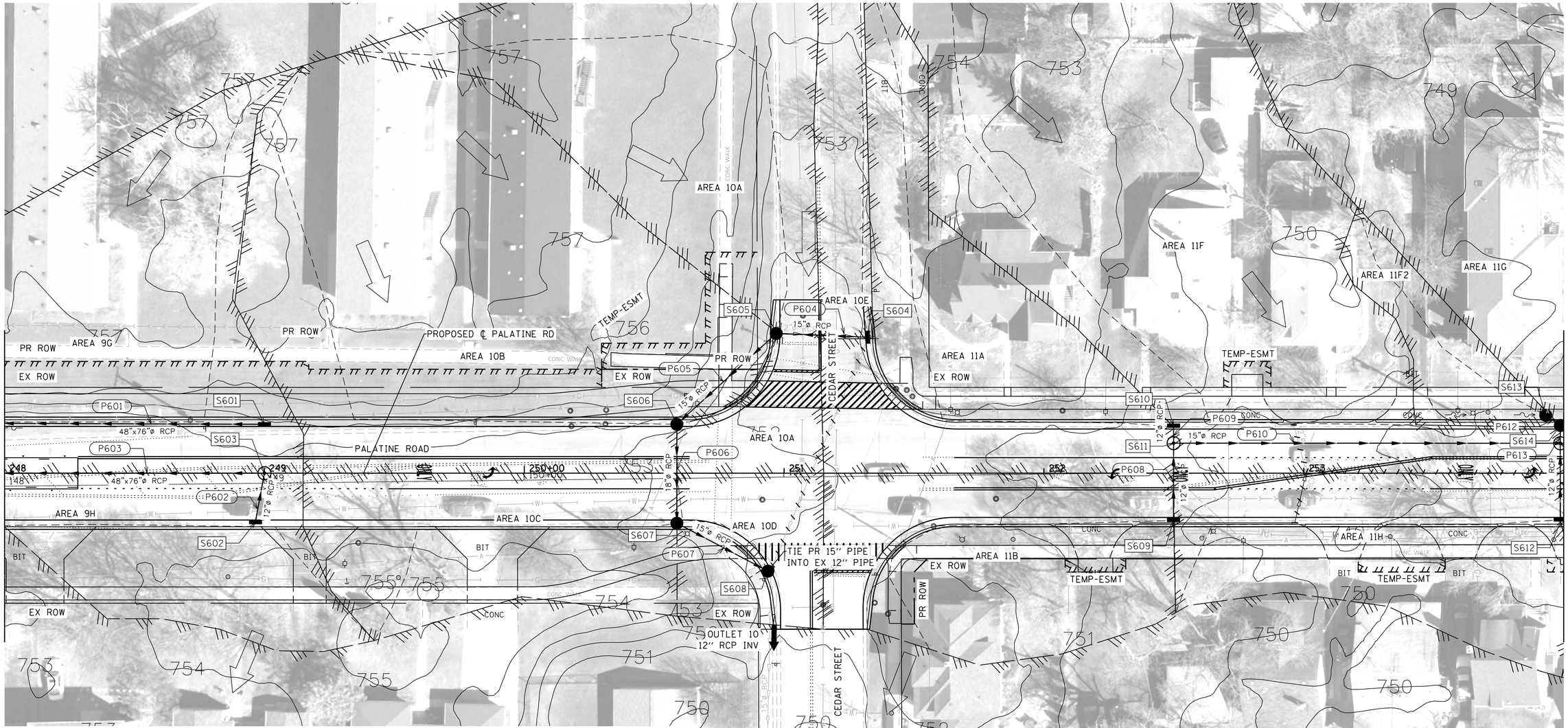

LEGEND

SYMBOLS	EXISTING	PROPOSED
REFERENCE LINE/CENTERLINE AND STATIONING		
RIGHT OF WAY LINE		
DRAINAGE DIVIDE (HYDROLOGIC ATLAS) EXIST. ONLY		
INTERPRETED DRAINAGE AREA		
FLOODPLAIN BOUNDARY		
FLOODWAY BOUNDARY		
SHALLOW CONC./GUTTER FLOW		
SWALE		
DITCH		
OUTLET		
SHEET FLOW		
OVERFLOW		

	EXISTING	PROPOSED
CHANNEL		
DIVERTED AREA (PROPOSED ONLY)		
CULVERT SIZE – TYPE	2' X 2' BOX	2' X 2' BOX
BRIDGE LOCATION – BRIDGE NO.		
PUMP STATION	PS	PS
STORM SEWER		
SANITARY SEWER		
COMBINED SEWER		
CULVERT END SECTION		
CATCH BASIN		
HEADWALL/ENDWALL		
INLET		
MANHOLE		

SHEET LAYOUT

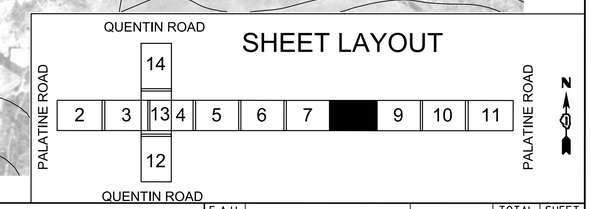

FILE NAME = F:\636-070 Palatine Road Phase I\CADD SHEETS\Drainage\Proposed P&P Sheets\17-00102-00-PV_sht_rdwy_drainage_Plan_PR.08 BDF14.dgn

BLA, Inc.

USER NAME = agrudowski	DESIGNED - AJK	REVISED -	
	DRAWN - AJK	REVISED -	
PLOT SCALE = 20.0132 ' / in.	CHECKED - KEK	REVISED -	
PLOT DATE = 8/12/2021	DATE - 2-28-2020	REVISED -	

STATE OF ILLINOIS
DEPARTMENT OF TRANSPORTATION

PROPOSED DRAINAGE PLAN
PALATINE ROAD

SCALE: 1"=20' | SHEET 8 OF 27 SHEETS | STA. 148+00 TO STA. 154+00

F.A.U. RTE.	SECTION	COUNTY	TOTAL SHEETS	SHEET NO.
1285	17-00102-00-PV	COOK	27	8

CONTRACT NO.

ILLINOIS FED. AID PROJECT

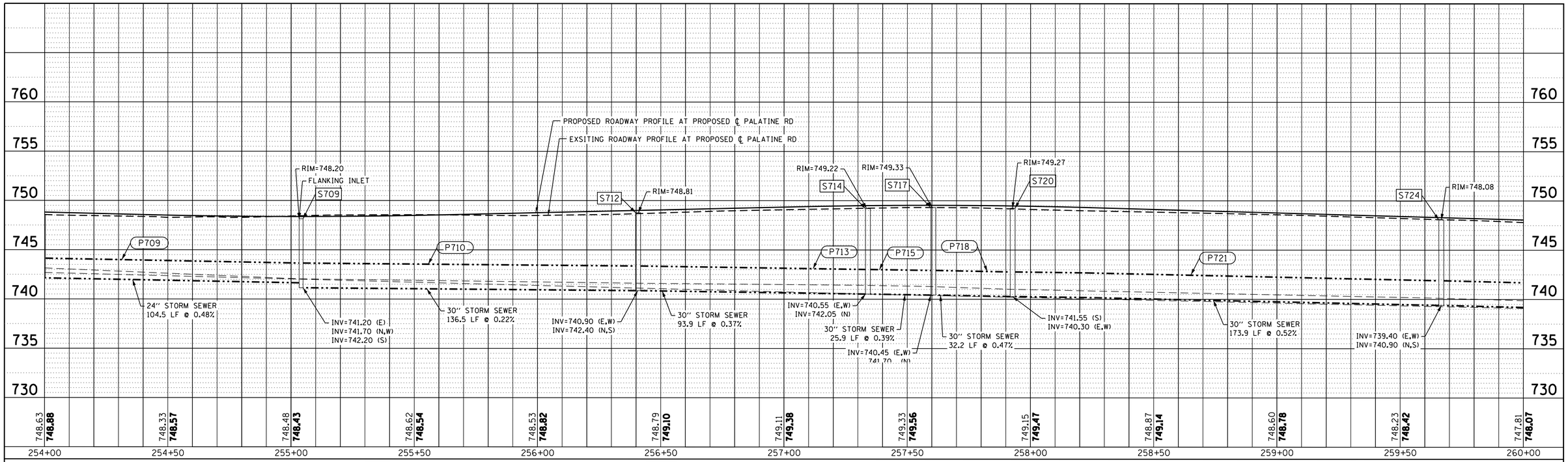

NORTH SIDE OF PALATINE ROAD
SOUTH SIDE OF PALATINE ROAD

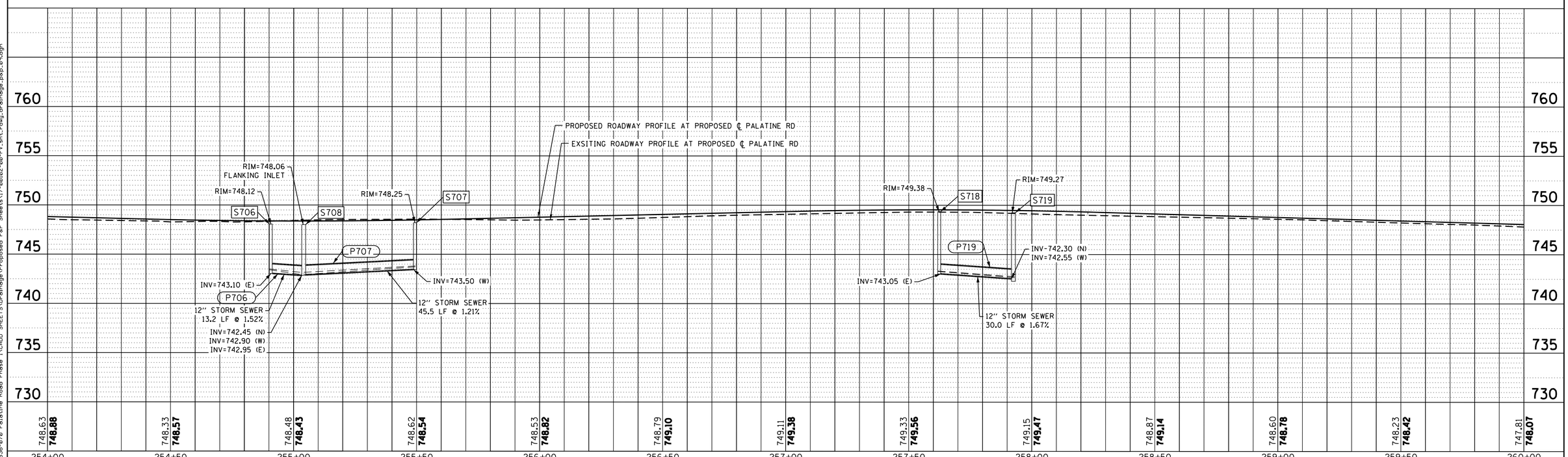

PLAN

BY	DATE

SURVEYED
PLOTTED
ALIGNMENT CHECKED
RT. OF WAY CHECKED
CADD FILE NAME
NOTE BOOK
NO.

PROFILE

BY	DATE

SURVEYED
PLOTTED
GRADES CHECKED
B.M. NOTED
STRUCTURE NOTATINS CHKD
NOTE BOOK
NO.

FILE NAME = F:\636-070 Palatine Road Phase I\CADD SHEETS\Drainage\Proposed P&P Sheets\17-00102-00-PV_sht_rdwy_drainage_p&p_01.dgn

BLA, Inc.

USER NAME = agrudowski	DESIGNED -	REVISED -
	DRAWN -	REVISED -
PLOT SCALE = 20.0132 ' / in.	CHECKED -	REVISED -
PLOT DATE = 8/12/2021	DATE -	REVISED -

STATE OF ILLINOIS
DEPARTMENT OF TRANSPORTATION

DRAINAGE PROFILE
PALATINE ROAD

SCALE: SHEET 9 OF 14 SHEETS STA. 254+00.00 TO STA. 260+00.00

F.A.U RTE.	SECTION	COUNTY	TOTAL SHEETS	SHEET NO.
1285	17-00102-00-PV	COOK	14	9

CONTRACT NO.

ILLINOIS FED. AID PROJECT

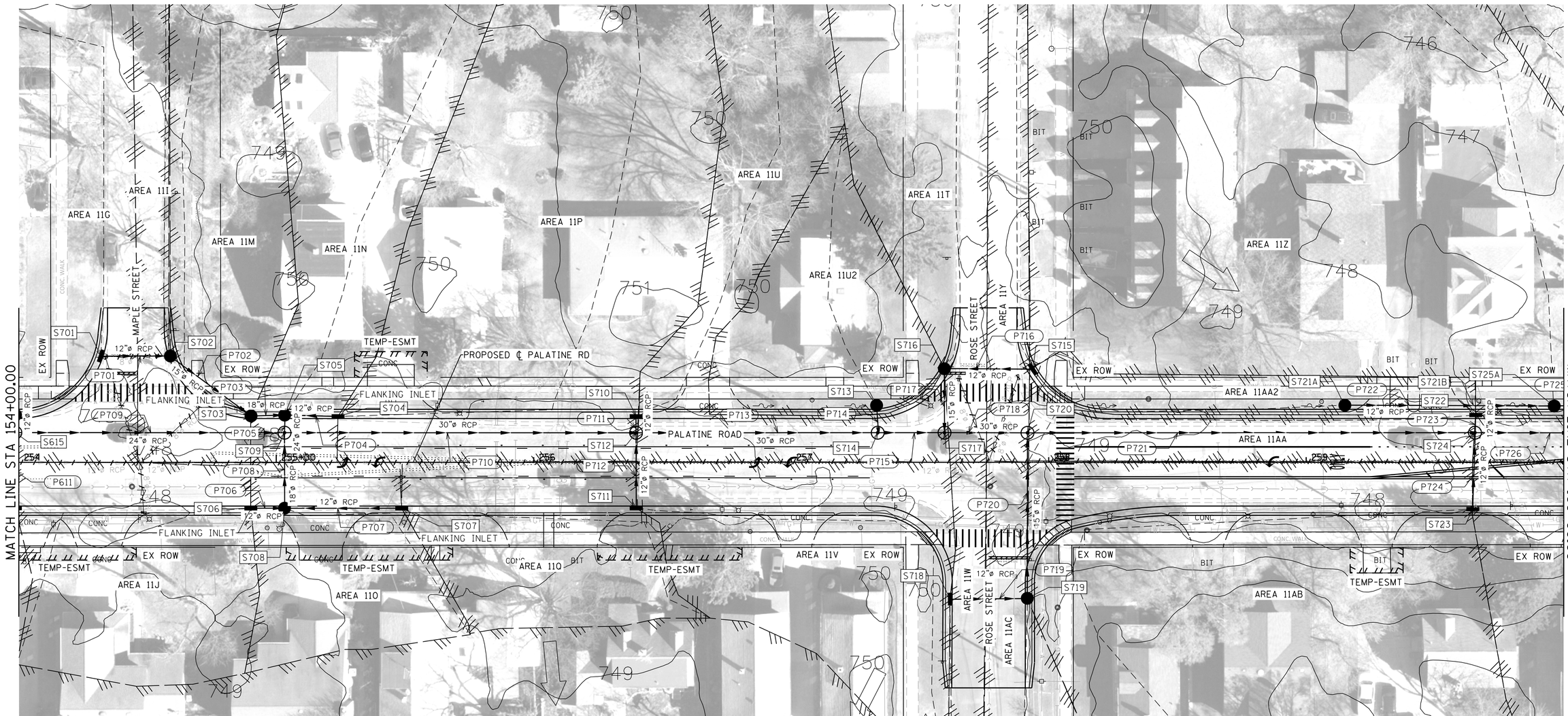

LEGEND

SYMBOLS	EXISTING	PROPOSED
REFERENCE LINE/CENTERLINE AND STATIONING		
RIGHT OF WAY LINE		
DRAINAGE DIVIDE (HYDROLOGIC ATLAS) EXIST. ONLY		
INTERPRETED DRAINAGE AREA		
FLOODPLAIN BOUNDARY		
FLOODWAY BOUNDARY		
SHALLOW CONC./GUTTER FLOW		
SWALE		
DITCH		
OUTLET		
SHEET FLOW		
OVERFLOW		

	EXISTING	PROPOSED
CHANNEL		
DIVERTED AREA (PROPOSED ONLY)		
CULVERT SIZE – TYPE	2' X 2' BOX	2' X 2' BOX
BRIDGE LOCATION – BRIDGE NO.		
PUMP STATION	PS	PS
STORM SEWER		
SANITARY SEWER		
COMBINED SEWER		
CULVERT END SECTION		
CATCH BASIN		
HEADWALL/ENDWALL		
INLET		
MANHOLE		

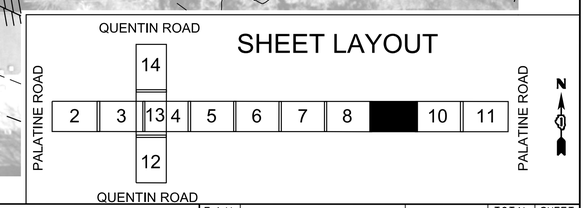

FILE NAME = F:\636-070 Palatine Road Phase I\CADD SHEETS\Drainage\Proposed P&P Sheets\17-00102-00-PV_sht_rdwy_drainage_Plan_PR_09 9DF14.dgn

BLA, Inc.

USER NAME = agrudowski	DESIGNED - AJK	REVISED -	
	DRAWN - AJK	REVISED -	
PLOT SCALE = 20.0132 ' / in.	CHECKED - KEK	REVISED -	
PLOT DATE = 8/12/2021	DATE - 2-28-2020	REVISED -	

STATE OF ILLINOIS
DEPARTMENT OF TRANSPORTATION

PROPOSED DRAINAGE PLAN
PALATINE ROAD

SCALE: 1"=20' | SHEET 9 OF 27 SHEETS | STA. 154+00 TO STA. 160+00

F.A.U. RTE.	SECTION	COUNTY	TOTAL SHEETS	SHEET NO.
1285	17-00102-00-PV	COOK	27	9

CONTRACT NO.

ILLINOIS FED. AID PROJECT

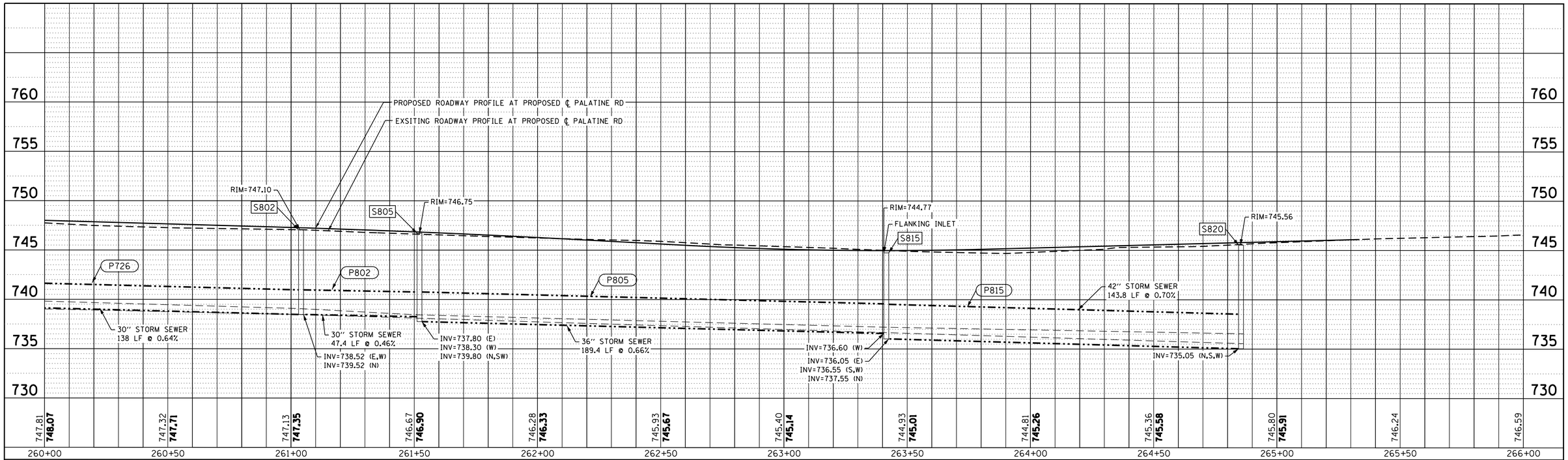

NORTH SIDE OF PALATINE ROAD
SOUTH SIDE OF PALATINE ROAD

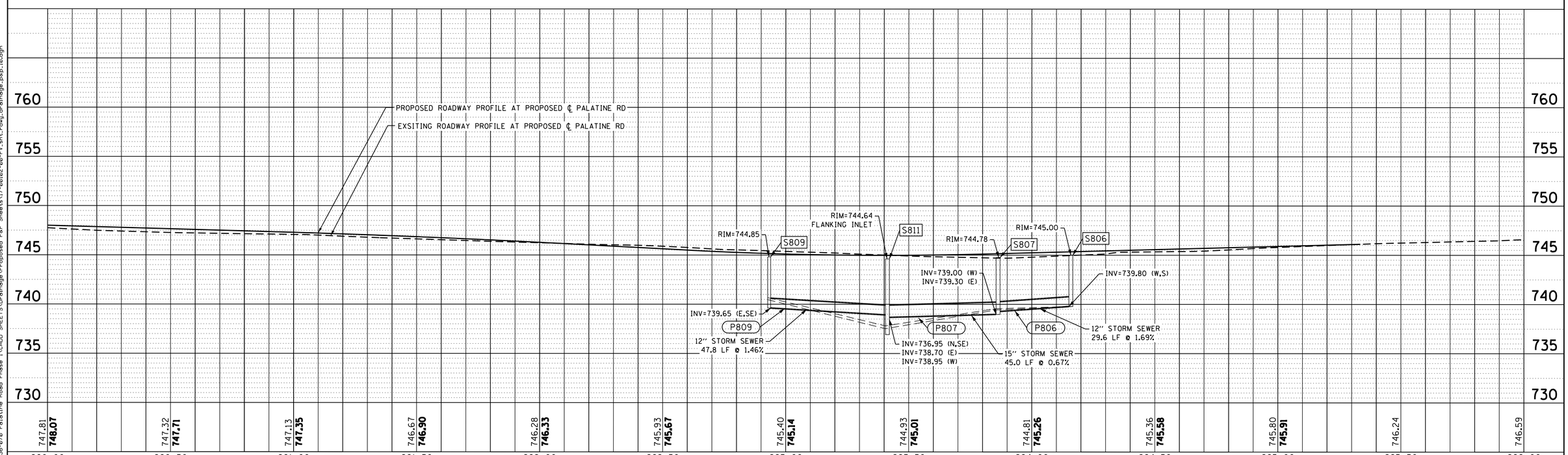

PLAN	BY	DATE
SURVEYED		
PLOTTED		
ALIGNMENT CHECKED		
RT. OF WAY CHECKED		
CADD FILE NAME		
NOTE BOOK NO.		

PROFILE	BY	DATE
SURVEYED		
PLOTTED		
GRADES CHECKED		
B.M. NOTED		
STRUCTURE NOTATNS CHKD		
NOTE BOOK NO.		

FILE NAME = F:\636-070 Palatine Road Phase I\CADD SHEETS\D-ainage\P-oposed P&P Sheets\17-00102-00-PV_sht_rdwy_drainage_p&p_10.dgn

BLA, Inc.

USER NAME = agrudowski	DESIGNED -	REVISED -
	DRAWN -	REVISED -
PLOT SCALE = 20.0132 ' / in.	CHECKED -	REVISED -
PLOT DATE = 8/12/2021	DATE -	REVISED -

STATE OF ILLINOIS
DEPARTMENT OF TRANSPORTATION

DRAINAGE PROFILE
PALATINE ROAD

SCALE: | SHEET 10 OF 14 SHEETS | STA. 260+00.00 TO STA. 266+00.00

F.A.U RTE.	SECTION	COUNTY	TOTAL SHEETS	SHEET NO.
1285	17-00102-00-PV	COOK	14	10

CONTRACT NO.

ILLINOIS FED. AID PROJECT

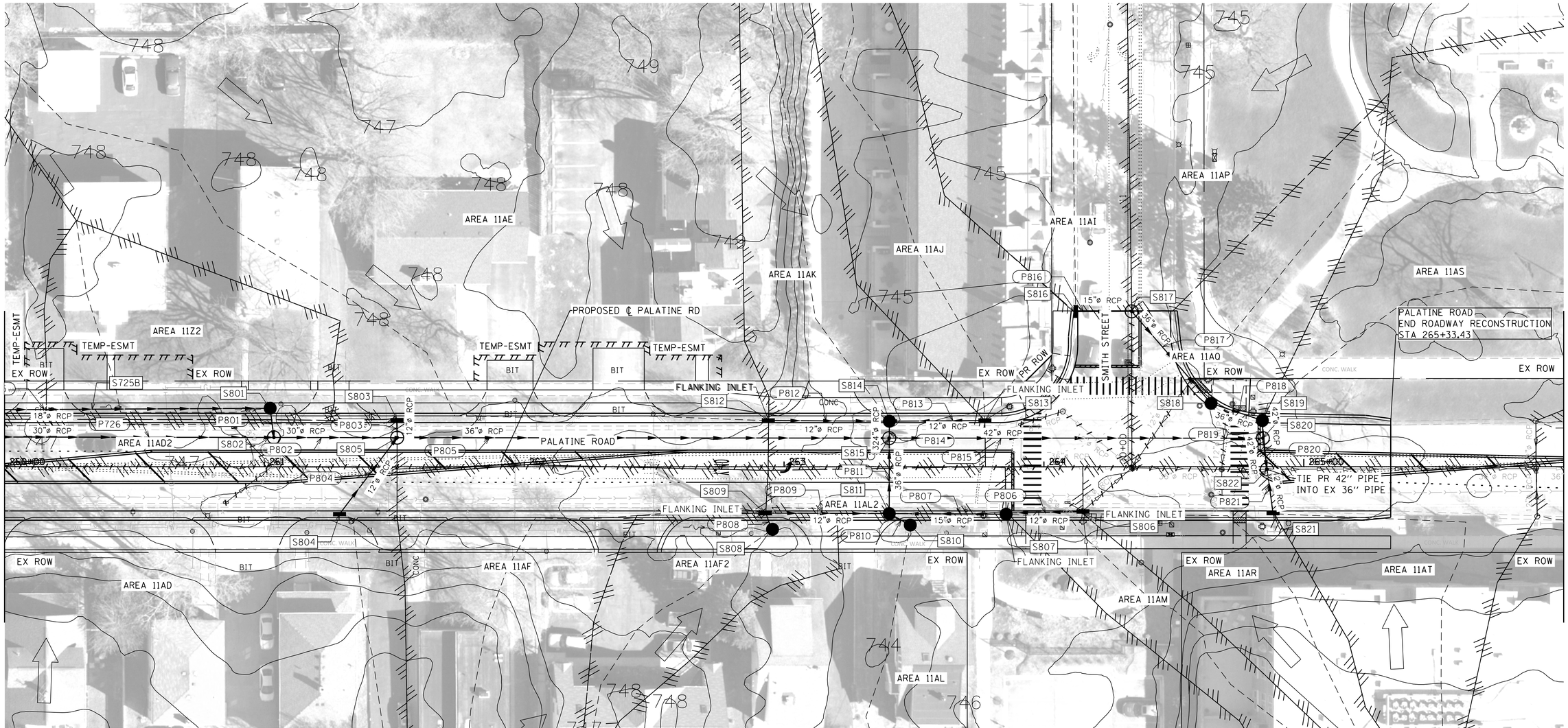

LEGEND

SYMBOLS	EXISTING	PROPOSED
REFERENCE LINE/CENTERLINE AND STATIONING		
RIGHT OF WAY LINE		
DRAINAGE DIVIDE (HYDROLOGIC ATLAS) EXIST. ONLY		
INTERPRETED DRAINAGE AREA		
FLOODPLAIN BOUNDARY		
FLOODWAY BOUNDARY		
SHALLOW CONC./GUTTER FLOW		
SWALE		
DITCH		
OUTLET		
SHEET FLOW		
OVERFLOW		

	EXISTING	PROPOSED
CHANNEL		
DIVERTED AREA (PROPOSED ONLY)		
CULVERT SIZE – TYPE	2' X 2' BOX	2' X 2' BOX
BRIDGE LOCATION – BRIDGE NO.		
PUMP STATION	PS	PS
STORM SEWER		
SANITARY SEWER		
COMBINED SEWER		
CULVERT END SECTION		
CATCH BASIN		
HEADWALL/ENDWALL		
INLET		
MANHOLE		

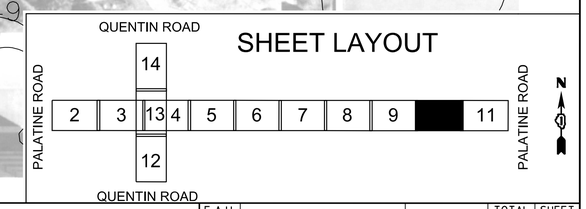

FILE NAME = F:\636-070 Palatine Road Phase I\CADD SHEETS\Drainage\Proposed P&P Sheets\17-00102-00-PV_sht_rdwy_drainage_Plan_PR.10 100F14.dgn

BLA, Inc.

USER NAME = agrudowski	DESIGNED - AJK	REVISED -	
	DRAWN - AJK	REVISED -	
PLOT SCALE = 20.0132 ' / in.	CHECKED - KEK	REVISED -	
PLOT DATE = 8/12/2021	DATE - 2-28-2020	REVISED -	

STATE OF ILLINOIS
DEPARTMENT OF TRANSPORTATION

PROPOSED DRAINAGE PLAN
PALATINE ROAD

SCALE: 1"=20' | SHEET 10 OF 24 SHEETS | STA. 160+00 TO STA. 166+00

F.A.U. RTE.	SECTION	COUNTY	TOTAL SHEETS	SHEET NO.
1285	17-00102-00-PV	COOK	24	10

CONTRACT NO.

ILLINOIS FED. AID PROJECT

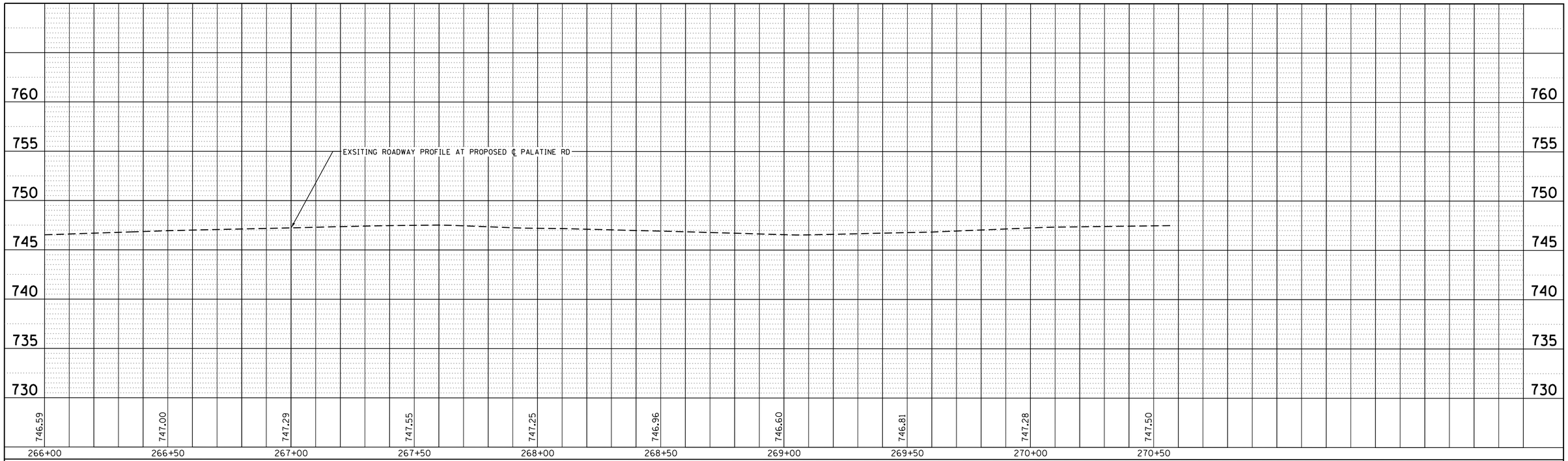

NORTH SIDE OF PALATINE ROAD
SOUTH SIDE OF PALATINE ROAD

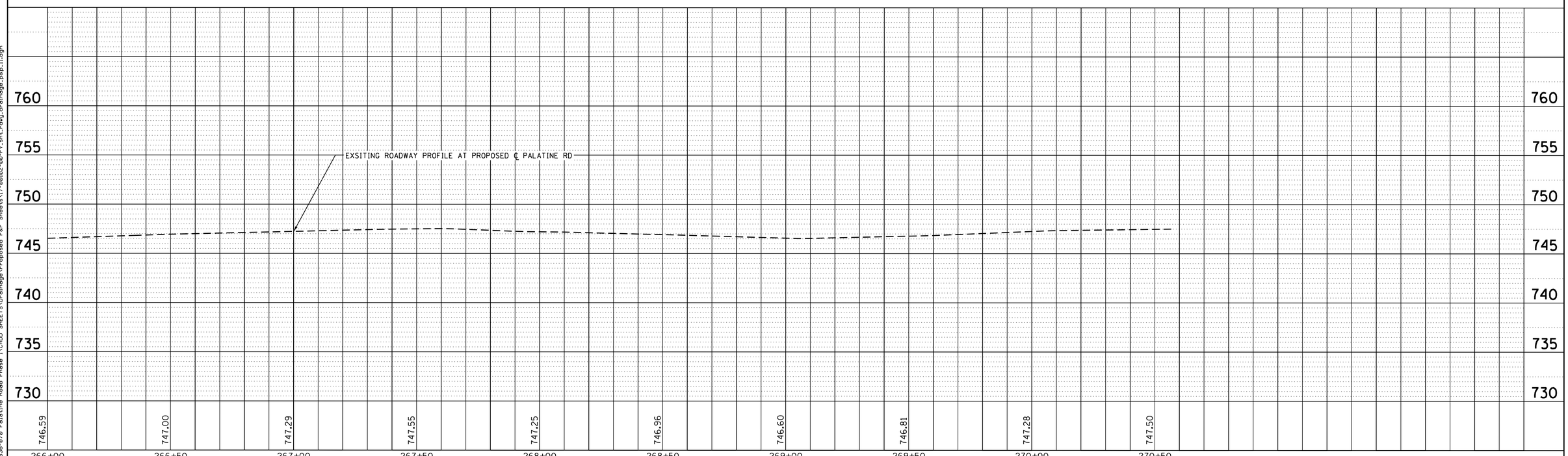

PLAN	BY	DATE
SURVEYED		
PLOTTED		
ALIGNMENT CHECKED		
RT. OF WAY CHECKED		
CADD FILE NAME		
NOTE BOOK NO.		

PROFILE	BY	DATE
SURVEYED		
PLOTTED		
GRADES CHECKED		
BLM. NOTED		
STRUCTURE NOTATNS CHKD		
NOTE BOOK NO.		

FILE NAME = F:\636-070 Palatine Road Phase I\CADD SHEETS\Drainage\Proposed P&P Sheets\17-00102-00-PV_sht_rdwy_drainage_p&p_II.dgn

BLA, Inc.

USER NAME = agrudowski	DESIGNED -	REVISED -
	DRAWN -	REVISED -
PLOT SCALE = 20.0132 ' / in.	CHECKED -	REVISED -
PLOT DATE = 8/12/2021	DATE -	REVISED -

STATE OF ILLINOIS
DEPARTMENT OF TRANSPORTATION

DRAINAGE PROFILE
PALATINE ROAD

SCALE: SHEET 11 OF 14 SHEETS STA. 266+00.00 TO STA. 272+00.00

F.A.U RTE.	SECTION	COUNTY	TOTAL SHEETS	SHEET NO.
1285	17-00102-00-PV	COOK	14	11

CONTRACT NO.

ILLINOIS FED. AID PROJECT

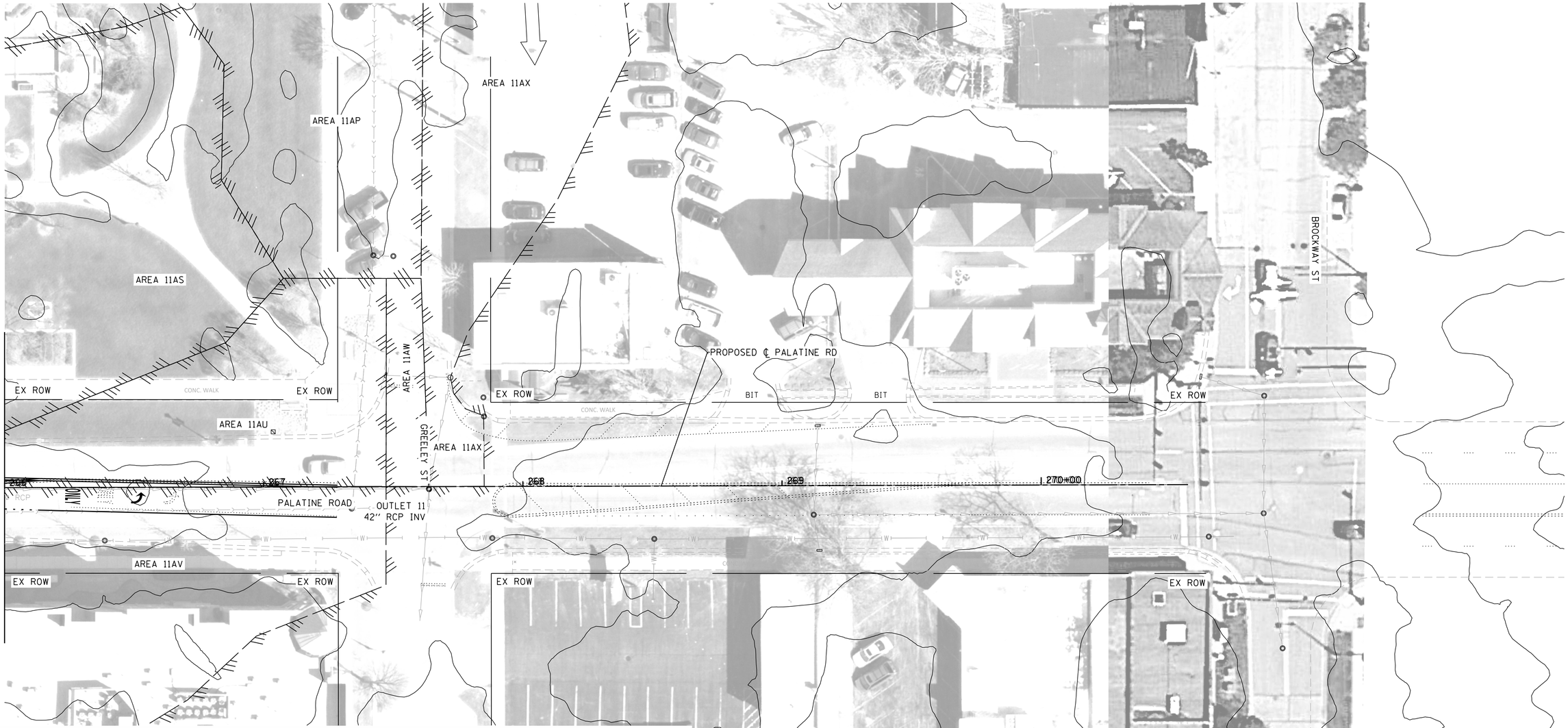

LEGEND

SYMBOLS	EXISTING	PROPOSED
REFERENCE LINE/CENTERLINE AND STATIONING		
RIGHT OF WAY LINE		
DRAINAGE DIVIDE (HYDROLOGIC ATLAS) EXIST. ONLY		
INTERPRETED DRAINAGE AREA		
FLOODPLAIN BOUNDARY		
FLOODWAY BOUNDARY		
SHALLOW CONC./GUTTER FLOW		
SWALE		
DITCH		
OUTLET		
SHEET FLOW		
OVERFLOW		

	EXISTING	PROPOSED
CHANNEL		
DIVERTED AREA (PROPOSED ONLY)		
CULVERT SIZE – TYPE	2' X 2' BOX	2' X 2' BOX
BRIDGE LOCATION – BRIDGE NO.		
PUMP STATION	PS	PS
STORM SEWER		
SANITARY SEWER		
COMBINED SEWER		
CULVERT END SECTION		
CATCH BASIN		
HEADWALL/ENDWALL		
INLET		
MANHOLE		

SHEET LAYOUT

QUENTIN ROAD

14

PALATINE ROAD | 2 | 3 | 13 | 4 | 5 | 6 | 7 | 8 | 9 | 10 | PALATINE ROAD

12

QUENTIN ROAD

N

FILE NAME = F:\636-070 Palatine Road Phase 1\CADD SHEETS\Drainage\Proposed P&P Sheets\17-00102-00-PV_sht_rdwy_drainage_Plan_PR_11 110F14.dgn

BLA, Inc.	USER NAME = egrudowski	DESIGNED - AJK	REVISED -
		DRAWN - AJK	REVISED -
	PLOT SCALE = 20.0132 ' / in.	CHECKED - KEK	REVISED -
	PLOT DATE = 8/12/2021	DATE - 2-28-2020	REVISED -

STATE OF ILLINOIS
DEPARTMENT OF TRANSPORTATION

PROPOSED DRAINAGE PLAN
PALATINE ROAD

SCALE: 1"=20' | SHEET 11 OF 24 SHEETS | STA. 166+00 TO STA. EXISTING

F.A.U. RTE.	SECTION	COUNTY	TOTAL SHEETS	SHEET NO.
1285	17-00102-00-PV	COOK	24	11

CONTRACT NO.

ILLINOIS FED. AID PROJECT

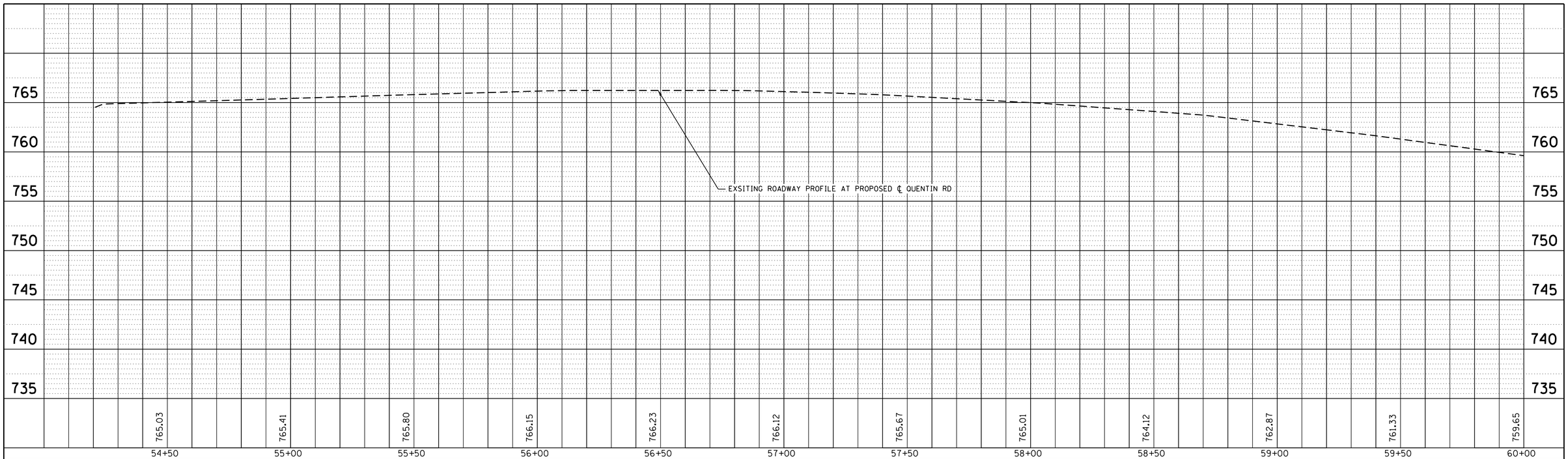

WEST SIDE OF QUENTIN ROAD
EAST SIDE OF QUENTIN ROAD

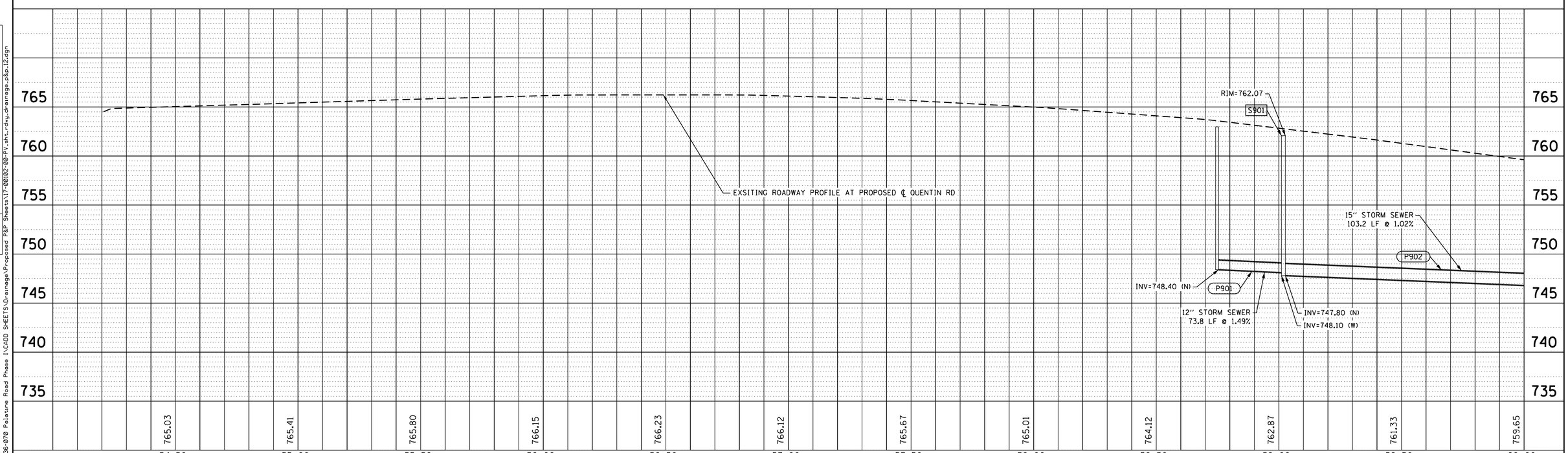

PLAN	BY	DATE
SURVEYED		
PLOTTED		
ALIGNMENT CHECKED		
RT. OF WAY CHECKED		
CADD FILE NAME		
NOTE BOOK NO.		

PROFILE	BY	DATE
SURVEYED		
PLOTTED		
GRADES CHECKED		
B.M. NOTED		
STRUCTURE NOTAT'NS CHKD		
NOTE BOOK NO.		

FILE NAME = F:\636-070 Palatine Road Phase I\CADD SHEETS\Drainage\Proposed P&P Sheets\17-00102-00-PV_sht_rdwy_drainage_p&p_12.dgn

BLA, Inc.

USER NAME = agrudowski	DESIGNED -	REVISED -
	DRAWN -	REVISED -
PLOT SCALE = 20.0000 ' / in.	CHECKED -	REVISED -
PLOT DATE = 8/12/2021	DATE -	REVISED -

STATE OF ILLINOIS
DEPARTMENT OF TRANSPORTATION

DRAINAGE PROFILE
QUENTIN ROAD

SCALE: | SHEET 12 OF 14 SHEETS | STA. 54+00.00 TO STA. 60+00.00

F.A.U RTE.	SECTION	COUNTY	TOTAL SHEETS	SHEET NO.
1285	17-00102-00-PV	COOK	14	12

CONTRACT NO.

ILLINOIS FED. AID PROJECT

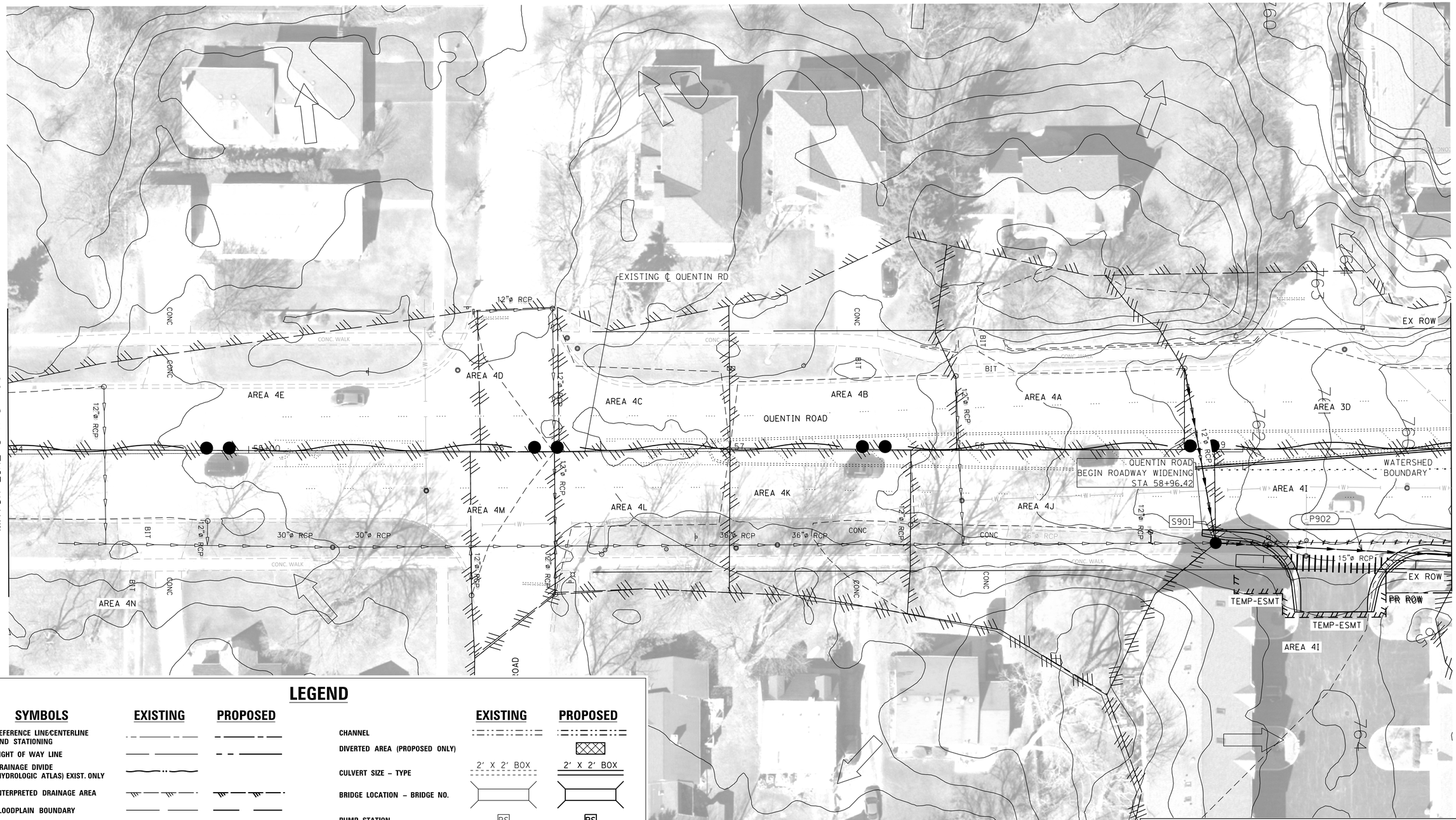

LEGEND

SYMBOLS	EXISTING	PROPOSED
REFERENCE LINE/CENTERLINE AND STATIONING		
RIGHT OF WAY LINE		
DRAINAGE DIVIDE (HYDROLOGIC ATLAS) EXIST. ONLY		
INTERPRETED DRAINAGE AREA		
FLOODPLAIN BOUNDARY		
FLOODWAY BOUNDARY		
SHALLOW CONC./GUTTER FLOW		
SWALE		
DITCH		
OUTLET		
SHEET FLOW		
OVERFLOW		

	EXISTING	PROPOSED
CHANNEL		
DIVERTED AREA (PROPOSED ONLY)		
CULVERT SIZE – TYPE	2' X 2' BOX	2' X 2' BOX
BRIDGE LOCATION – BRIDGE NO.		
PUMP STATION	PS	PS
STORM SEWER		
SANITARY SEWER		
COMBINED SEWER		
CULVERT END SECTION		
CATCH BASIN		
HEADWALL/ENDWALL		
INLET		
MANHOLE		

SHEET LAYOUT

QUENTIN ROAD

PALATINE ROAD

2	3	13	14	4	5	6	7	8	9	10	11

PALATINE ROAD

QUENTIN ROAD

N

FILE NAME = F:\636-078 Palatine Road Phase I\CADD SHEETS\Drainage\Proposed P&P Sheets\17-00102-00-PV_sht_rdwy_drainage_Plan_PR.12 12DF14.dgn

BLA, Inc.

USER NAME = agrudowski	DESIGNED - AJK	REVISED -
	DRAWN - AJK	REVISED -
PLOT SCALE = 20.0000 ' / in.	CHECKED - KEK	REVISED -
PLOT DATE = 8/12/2021	DATE - 2-28-2020	REVISED -

STATE OF ILLINOIS
DEPARTMENT OF TRANSPORTATION

PROPOSED DRAINAGE PLAN
QUENTIN ROAD

SCALE: 1"=20' | SHEET 12 OF 27 SHEETS | STA. 54+00 TO STA. 60+00

F.A.U. RTE.	SECTION	COUNTY	TOTAL SHEETS	SHEET NO.
1285	17-00102-00-PV	COOK	27	12

CONTRACT NO.

ILLINOIS FED. AID PROJECT

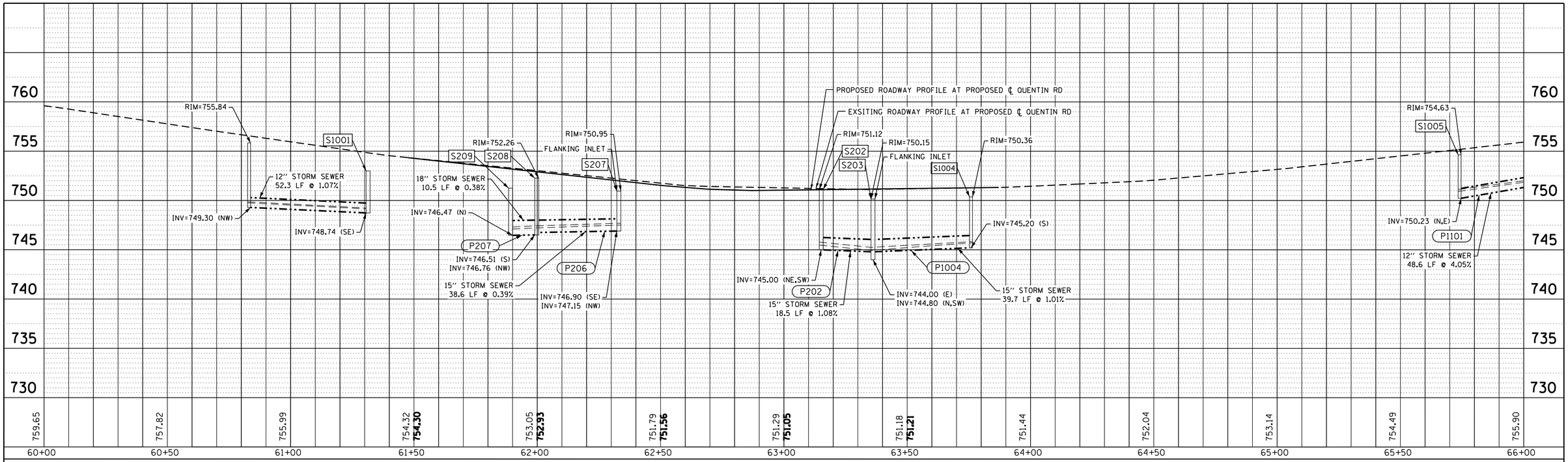

WEST SIDE OF QUENTIN ROAD
EAST SIDE OF QUENTIN ROAD

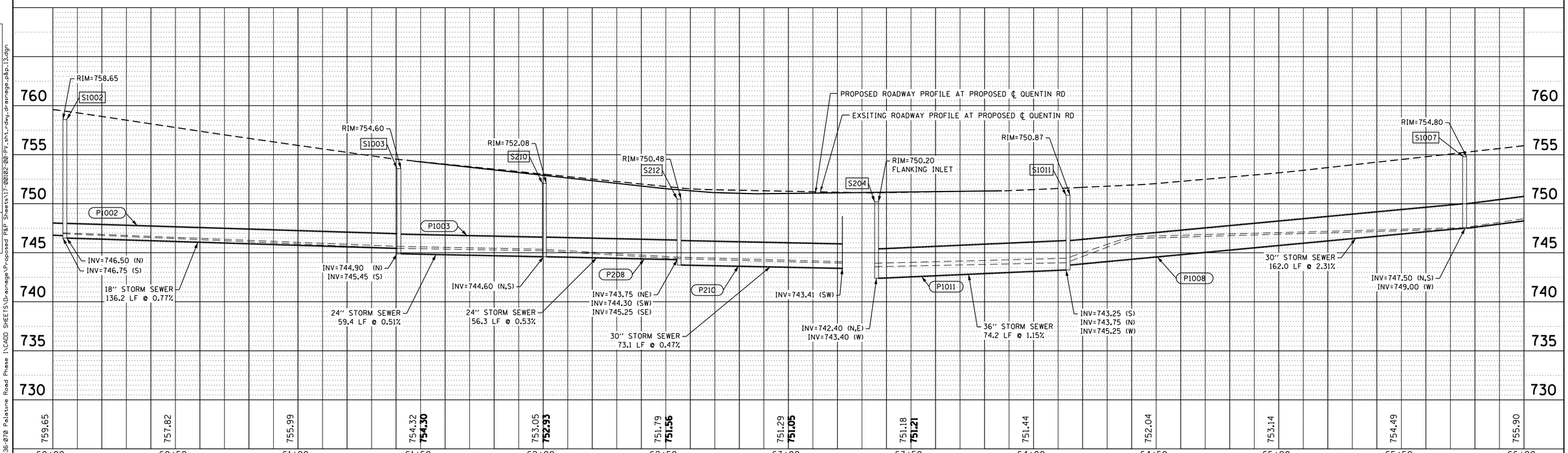

PLAN

NOTE BOOK NO.	BY	DATE
SURVEYED		
PLOTTED		
ALIGNMENT CHECKED		
RT. OF WAY CHECKED		
CADD FILE NAME		

PROFILE

NOTE BOOK NO.	BY	DATE
SURVEYED		
PLOTTED		
GRADES CHECKED		
BM. NOTED		
STRUCTURE NOTATIONS CHKD		

FILE NAME = F:\636-070 Palatine Road Phase I\CADD SHEETS\Drainage\Proposed P&P Sheets\17-00102-00-PV_sht_rdwy_drainage_p&p_13.dgn

BLA, Inc.

USER NAME = agrudowski	DESIGNED -	REVISED -
	DRAWN -	REVISED -
PLOT SCALE = 20.0015 ' / in.	CHECKED -	REVISED -
PLOT DATE = 8/12/2021	DATE -	REVISED -

STATE OF ILLINOIS
DEPARTMENT OF TRANSPORTATION

DRAINAGE PROFILE
QUENTIN ROAD

SCALE: | SHEET 13 OF 14 SHEETS | STA. 60+00.00 TO STA. 66+00.00

F.A.U RTE.	SECTION	COUNTY	TOTAL SHEETS	SHEET NO.
1285	17-00102-00-PV	COOK	14	13

CONTRACT NO.

ILLINOIS FED. AID PROJECT

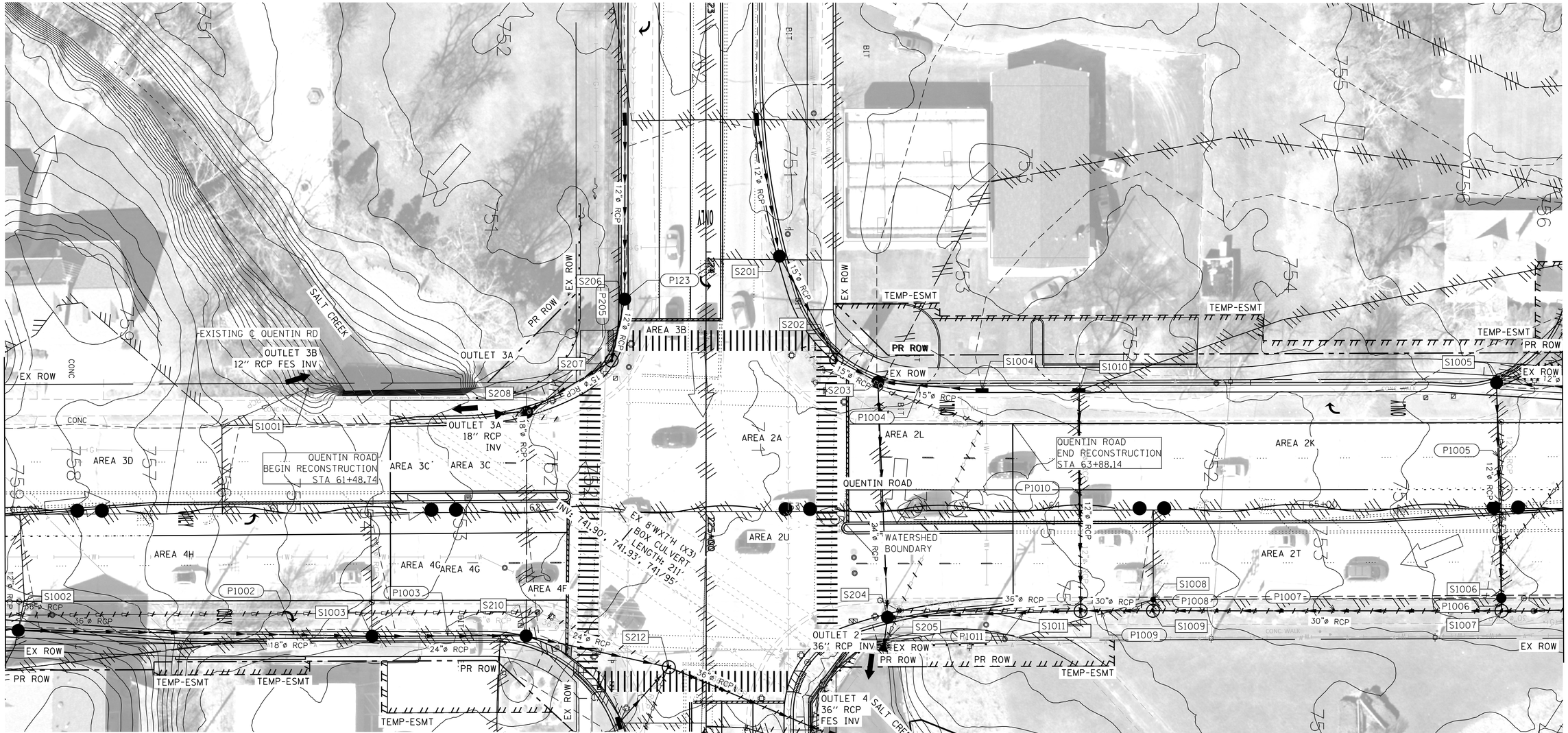

LEGEND

SYMBOLS	EXISTING	PROPOSED
REFERENCE LINE/CENTERLINE AND STATIONING		
RIGHT OF WAY LINE		
DRAINAGE DIVIDE (HYDROLOGIC ATLAS) EXIST. ONLY		
INTERPRETED DRAINAGE AREA		
FLOODPLAIN BOUNDARY		
FLOODWAY BOUNDARY		
SHALLOW CONC./GUTTER FLOW		
SWALE		
DITCH		
OUTLET		
SHEET FLOW		
OVERFLOW		

	EXISTING	PROPOSED
CHANNEL		
DIVERTED AREA (PROPOSED ONLY)		
CULVERT SIZE – TYPE	2' X 2' BOX	2' X 2' BOX
BRIDGE LOCATION – BRIDGE NO.		
PUMP STATION	PS	PS
STORM SEWER		
SANITARY SEWER		
COMBINED SEWER		
CULVERT END SECTION		
CATCH BASIN		
HEADWALL/ENDWALL		
INLET		
MANHOLE		

SHEET LAYOUT

QUENTIN ROAD

PALATINE ROAD | 2 | 3 | 14 | 12 | 4 | 5 | 6 | 7 | 8 | 9 | 10 | 11 | PALATINE ROAD

QUENTIN ROAD

N

FILE NAME = F:\636-070 Palatine Road Phase I\CADD SHEETS\Drainage\Proposed P&P Sheets\17-00102-00-PV_sht_rdwy_drainage_Plan_PR.13 130F14.dgn

BLA, Inc.

USER NAME = agrudowski	DESIGNED - AJK	REVISED -	
	DRAWN - AJK	REVISED -	
PLOT SCALE = 20.0000 ' / in.	CHECKED - KEK	REVISED -	
PLOT DATE = 8/12/2021	DATE - 2-28-2020	REVISED -	

STATE OF ILLINOIS
DEPARTMENT OF TRANSPORTATION

PROPOSED DRAINAGE PLAN
QUENTIN ROAD

SCALE: 1"=20' | SHEET 13 OF 27 SHEETS | STA. 60+00 TO STA. 66+00

F.A.U. RTE.	SECTION	COUNTY	TOTAL SHEETS	SHEET NO.
1285	17-00102-00-PV	COOK	27	13

CONTRACT NO.

ILLINOIS FED. AID PROJECT

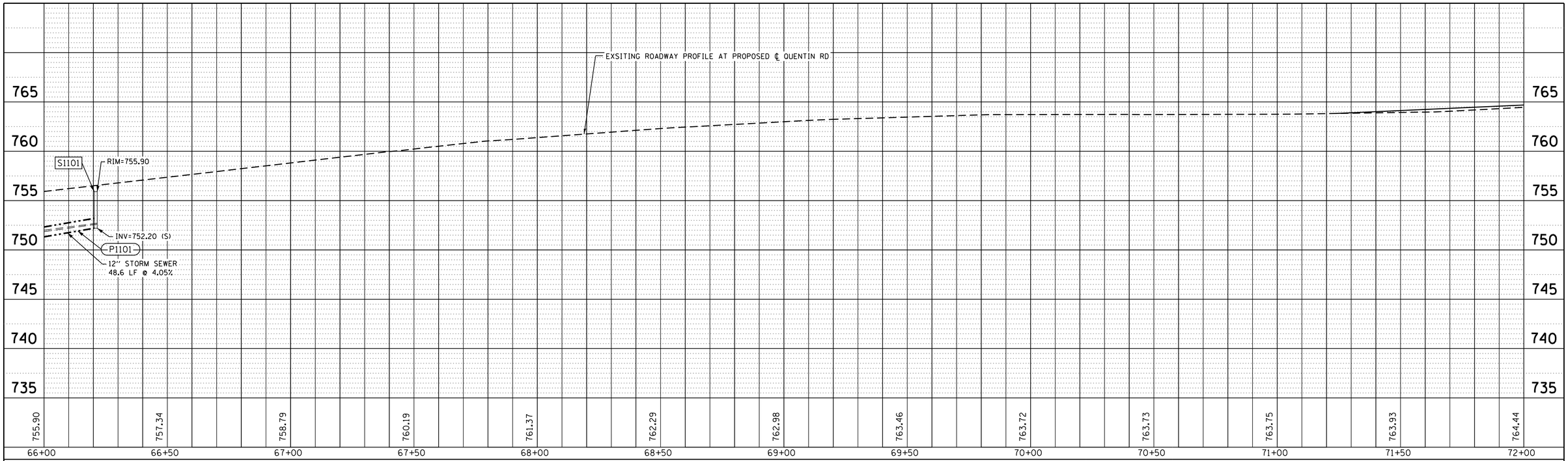

WEST SIDE OF QUENTIN ROAD
EAST SIDE OF QUENTIN ROAD

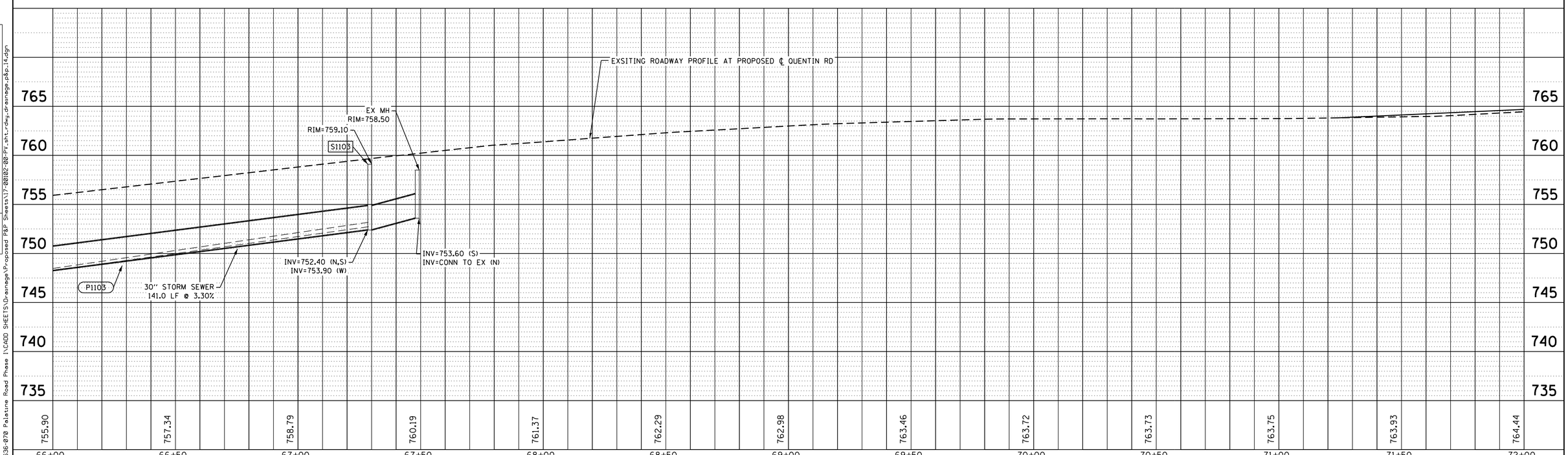

PLAN
SURVEYED
PLOTTED
ALIGNMENT CHECKED
RT. OF WAY CHECKED
CADD FILE NAME
NOTE BOOK NO.
BY
DATE

PROFILE
SURVEYED
PLOTTED
GRADES CHECKED
B.M. NOTED
STRUCTURE NOTATNS CHKD
NOTE BOOK NO.
BY
DATE

FILE NAME = F:\636-070 Palatine Road Phase I\CADD SHEETS\Drainage\Proposed P&P Sheets\17-00102-00-PV_sht_rdwy_drainage_p&p_14.dgn

BLA, Inc.

USER NAME = agrudowski	DESIGNED -	REVISED -
	DRAWN -	REVISED -
PLOT SCALE = 20.0001 ' / in.	CHECKED -	REVISED -
PLOT DATE = 8/12/2021	DATE -	REVISED -

STATE OF ILLINOIS
DEPARTMENT OF TRANSPORTATION

DRAINAGE PROFILE
QUENTIN ROAD

SCALE: | SHEET 14 OF 14 SHEETS | STA. 66+00.00 TO STA. 72+00.00

F.A.U RTE.	SECTION	COUNTY	TOTAL SHEETS	SHEET NO.
1285	17-00102-00-PV	COOK	14	14

CONTRACT NO.

ILLINOIS FED. AID PROJECT

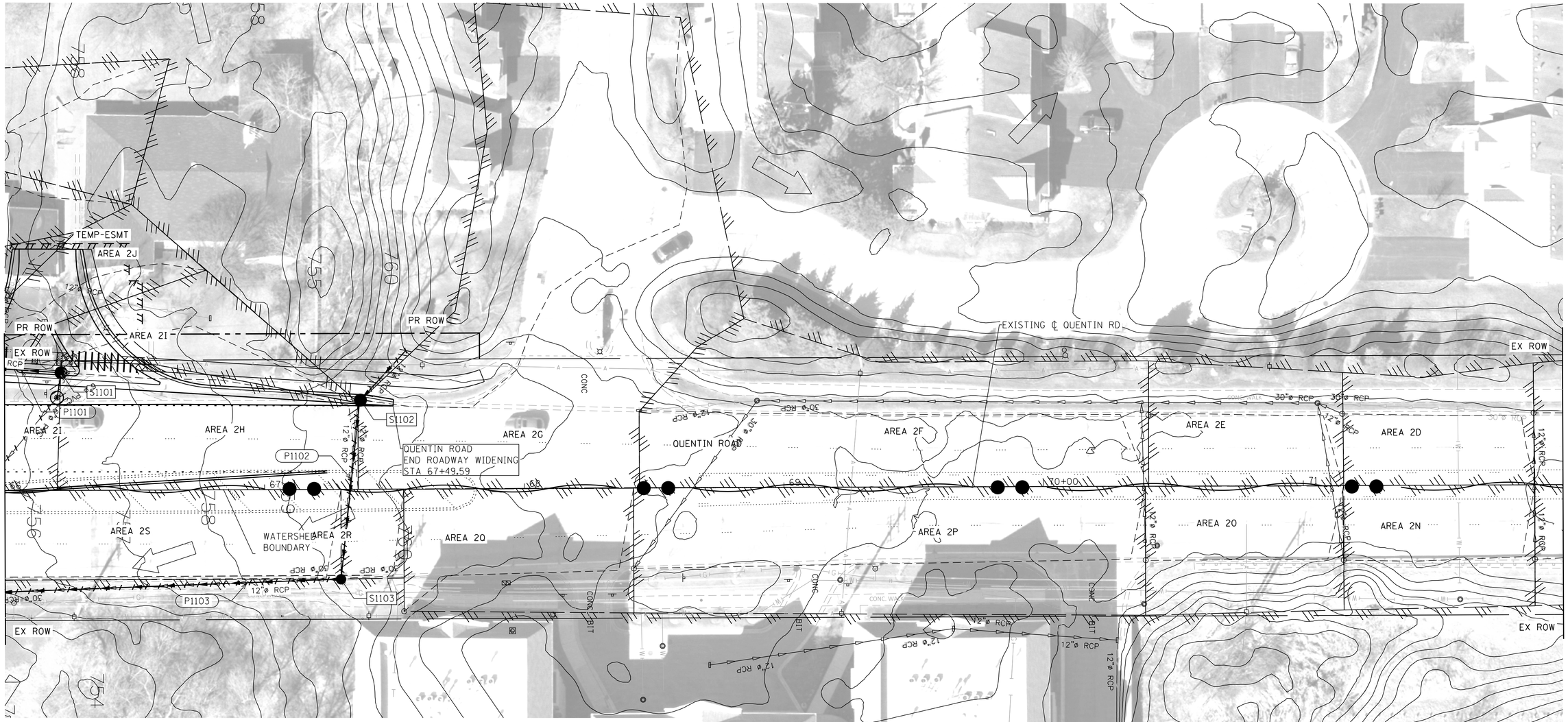

LEGEND

SYMBOLS	EXISTING	PROPOSED
REFERENCE LINE/CENTERLINE AND STATIONING		
RIGHT OF WAY LINE		
DRAINAGE DIVIDE (HYDROLOGIC ATLAS) EXIST. ONLY		
INTERPRETED DRAINAGE AREA		
FLOODPLAIN BOUNDARY		
FLOODWAY BOUNDARY		
SHALLOW CONC./GUTTER FLOW		
SWALE		
DITCH		
OUTLET		
SHEET FLOW		
OVERFLOW		

	EXISTING	PROPOSED
CHANNEL		
DIVERTED AREA (PROPOSED ONLY)		
CULVERT SIZE – TYPE	2' X 2' BOX	2' X 2' BOX
BRIDGE LOCATION – BRIDGE NO.		
PUMP STATION	PS	PS
STORM SEWER		
SANITARY SEWER		
COMBINED SEWER		
CULVERT END SECTION		
CATCH BASIN		
HEADWALL/ENDWALL		
INLET		
MANHOLE		

SHEET LAYOUT

QUENTIN ROAD

PALATINE ROAD | 2 | 3 | 13 | 4 | 5 | 6 | 7 | 8 | 9 | 10 | 11 | PALATINE ROAD

12

QUENTIN ROAD

N

BLA, Inc.

USER NAME = agrudowski	DESIGNED - AJK	REVISED -
	DRAWN - AJK	REVISED -
PLOT SCALE = 20.0000 ' / in.	CHECKED - KEK	REVISED -
PLOT DATE = 8/12/2021	DATE - 2-28-2020	REVISED -

STATE OF ILLINOIS
DEPARTMENT OF TRANSPORTATION

PROPOSED DRAINAGE PLAN
QUENTIN ROAD

SCALE: 1"=20' | SHEET 14 OF 27 SHEETS | STA. 66+00 TO STA. EXISTING

F.A.U. RTE.	SECTION	COUNTY	TOTAL SHEETS	SHEET NO.
1285	17-00102-00-PV	COOK	127	14

CONTRACT NO.

ILLINOIS FED. AID PROJECT

FILE NAME = F:\636-070 Palatine Road Phase I\CADD SHEETS\Drainage\Proposed P&P Sheets\17-00102-00-PV_sht_rdwy_drainage_Plan_PR.14 140F14.dgn

HEC-HMS

EXISTING CONDITIONS

HEC-HMS Modeling Results

Existing 10 Year Storm

10YR01HR				
Hydrologic Element	Drainage Area (MI2)	Peak Discharge (CFS)	Time of Peak	Volume (AC-FT)
DEP 1C	0.0027	5.1	01Jan2000, 00:24	0.3
DEP 1E	0.0071	9.4	01Jan2000, 00:39	0.8
DEP 11O	0.0032	4.6	01Jan2000, 00:27	0.3
DEP 11Q	0.0029	5.1	01Jan2000, 00:27	0.3
DEP 11S	0.005	6.6	01Jan2000, 00:33	0.5
DEP 5A	0.0123	15.6	01Jan2000, 00:33	1.2
DEP 6A	0.0122	15.7	01Jan2000, 00:33	1.1
DEP 7E	0.0093	10.6	01Jan2000, 00:33	0.9
Junction ML1	0.0017	2.4	01Jan2000, 00:33	0.2
Junction ML2	0.0097	16.1	01Jan2000, 00:27	1
Junction ML3	0.0105	17.4	01Jan2000, 00:27	1.1
Junction ML4	0.0158	26.4	01Jan2000, 00:24	1.7
Junction ML5	0.2514	446.7	01Jan2000, 00:30	27.3
Junction ML6	0.2527	447.4	01Jan2000, 00:30	27.5
Junction ML7	0.2535	448.7	01Jan2000, 00:30	27.6
Junction ML8	0.25614	453	01Jan2000, 00:30	27.9
Junction Q4	0.00844	12.1	01Jan2000, 00:27	0.7
Junction 2C-6	0.0005	1.1	01Jan2000, 00:15	0.1
Junction 1A	0.016	22.3	01Jan2000, 00:33	1.6
Junction 1B	0.0015	3	01Jan2000, 00:27	0.2
Junction 1C	0.0042	8.1	01Jan2000, 00:24	0.5
Junction 1D	0.0043	8.2	01Jan2000, 00:24	0.5
Junction 1E	0.0114	16.4	01Jan2000, 00:30	1.2
Junction 1F	0.0005	1.7	01Jan2000, 00:09	0.1
Junction 1G	0.0003	1.1	01Jan2000, 00:09	0
Junction 1H	0.0002	0.7	01Jan2000, 00:09	0
Junction 10A	0.0014	1.9	01Jan2000, 00:42	0.1
Junction 10B	0.0015	2	01Jan2000, 00:42	0.2
Junction 10C	0.0019	2.3	01Jan2000, 00:42	0.2
Junction 11A	0.0013	2.1	01Jan2000, 00:33	0.1
Junction 11AA	0.0066	16.4	01Jan2000, 00:21	0.7
Junction 11AB	0.0002	0.4	01Jan2000, 00:24	0
Junction 11AC	0.001	0.9	01Jan2000, 01:00	0.1
Junction 11AD	0.0003	1	01Jan2000, 00:09	0
Junction 11AE	0.0003	1	01Jan2000, 00:12	0
Junction 11AF	0.0005	1	01Jan2000, 00:33	0.1
Junction 11AG	0.00004	0.2	01Jan2000, 00:09	0
Junction 11AH	0.00264	4.8	01Jan2000, 00:36	0.3
Junction 11AI	0.1962	355.7	01Jan2000, 00:30	21.4
Junction 11AJ	0.1578	283.8	01Jan2000, 00:33	17.3
Junction 11AK	0.0432	70.8	01Jan2000, 00:30	4.1
Junction 11B	0.0004	1.2	01Jan2000, 00:12	0
Junction 11C	0.0084	15.6	01Jan2000, 00:27	0.9
Junction 11D	0.0099	17.6	01Jan2000, 00:27	1
Junction 11E	0.0006	1	01Jan2000, 00:30	0.1

10YR02HR				
Hydrologic Element	Drainage Area (MI2)	Peak Discharge (CFS)	Time of Peak	Volume (AC-FT)
DEP 1C	0.0027	4.3	01Jan2000, 00:36	0.4
DEP 1E	0.0071	8.9	01Jan2000, 00:48	1
DEP 11O	0.0032	4.1	01Jan2000, 00:39	0.4
DEP 11Q	0.0029	4.4	01Jan2000, 00:39	0.4
DEP 11S	0.005	6.1	01Jan2000, 00:45	0.7
DEP 5A	0.0123	14.4	01Jan2000, 00:45	1.5
DEP 6A	0.0122	14.4	01Jan2000, 00:45	1.5
DEP 7E	0.0093	10	01Jan2000, 00:45	1.1
Junction ML1	0.0017	2.3	01Jan2000, 00:42	0.2
Junction ML2	0.0097	14.2	01Jan2000, 00:36	1.3
Junction ML3	0.0105	15.3	01Jan2000, 00:36	1.4
Junction ML4	0.0158	23.5	01Jan2000, 00:33	2.2
Junction ML5	0.2514	389.7	01Jan2000, 00:39	34.7
Junction ML6	0.2527	390.5	01Jan2000, 00:39	34.9
Junction ML7	0.2535	391.7	01Jan2000, 00:39	35
Junction ML8	0.25614	395.8	01Jan2000, 00:39	35.4
Junction Q4	0.00844	10.8	01Jan2000, 00:36	1
Junction 2C-6	0.0005	0.9	01Jan2000, 00:24	0.1
Junction 1A	0.016	20.6	01Jan2000, 00:42	2.1
Junction 1B	0.0015	2.5	01Jan2000, 00:36	0.2
Junction 1C	0.0042	6.8	01Jan2000, 00:36	0.6
Junction 1D	0.0043	6.9	01Jan2000, 00:36	0.6
Junction 1E	0.0114	15.1	01Jan2000, 00:42	1.6
Junction 1F	0.0005	1.1	01Jan2000, 00:18	0.1
Junction 1G	0.0003	0.7	01Jan2000, 00:18	0
Junction 1H	0.0002	0.5	01Jan2000, 00:18	0
Junction 10A	0.0014	1.8	01Jan2000, 00:51	0.2
Junction 10B	0.0015	1.9	01Jan2000, 00:51	0.2
Junction 10C	0.0019	2.2	01Jan2000, 00:48	0.3
Junction 11A	0.0013	1.8	01Jan2000, 00:42	0.2
Junction 11AA	0.0066	12.5	01Jan2000, 00:30	0.9
Junction 11AB	0.0002	0.3	01Jan2000, 00:36	0
Junction 11AC	0.001	0.9	01Jan2000, 01:09	0.1
Junction 11AD	0.0003	0.7	01Jan2000, 00:18	0
Junction 11AE	0.0003	0.6	01Jan2000, 00:18	0
Junction 11AF	0.0005	0.9	01Jan2000, 00:39	0.1
Junction 11AG	0.00004	0.1	01Jan2000, 00:18	0
Junction 11AH	0.00264	4.3	01Jan2000, 00:45	0.4
Junction 11AI	0.1962	307.8	01Jan2000, 00:39	27.1
Junction 11AJ	0.1578	246.8	01Jan2000, 00:42	21.9
Junction 11AK	0.0432	60.8	01Jan2000, 00:39	5.3
Junction 11B	0.0004	0.8	01Jan2000, 00:18	0.1
Junction 11C	0.0084	13	01Jan2000, 00:36	1.1
Junction 11D	0.0099	15.1	01Jan2000, 00:36	1.3
Junction 11E	0.0006	0.9	01Jan2000, 00:42	0.1

Junction 11F	0.0034	5.8	01Jan2000, 00:30	0.3
Junction 11G	0.0004	0.7	01Jan2000, 00:30	0
Junction 11H	0.0002	0.4	01Jan2000, 00:30	0
Junction 11I	0.0002	0.7	01Jan2000, 00:09	0
Junction 11J	0.0009	1.6	01Jan2000, 00:33	0.1
Junction 11K	0.0116	20.5	01Jan2000, 00:27	1.2
Junction 11L	0.0034	6.1	01Jan2000, 00:27	0.3
Junction 11M	0.0012	3.5	01Jan2000, 00:15	0.1
Junction 11N	0.0001	0.4	01Jan2000, 00:09	0
Junction 11O	0.0032	4.6	01Jan2000, 00:27	0.3
Junction 11P	0.0007	1.2	01Jan2000, 00:33	0.1
Junction 11Q	0.0029	5.1	01Jan2000, 00:27	0.3
Junction 11R	0.0024	7.4	01Jan2000, 00:15	0.3
Junction 11S	0.0082	11.2	01Jan2000, 00:30	0.8
Junction 11T	0.0098	14	01Jan2000, 00:30	1
Junction 11U	0.0032	10	01Jan2000, 00:12	0.4
Junction 11V	0.001	2.5	01Jan2000, 00:21	0.1
Junction 11W	0.0016	4.6	01Jan2000, 00:21	0.2
Junction 11X	0.001	1.8	01Jan2000, 00:27	0.1
Junction 11Y	0.0003	1.1	01Jan2000, 00:09	0
Junction 11Z	0.2003	364.7	01Jan2000, 00:30	21.9
Junction 11-C1	0.0105	18.7	01Jan2000, 00:27	1.1
Junction 11-C2	0.0013	3.1	01Jan2000, 00:21	0.2
Junction 11-C3	0.2032	370.2	01Jan2000, 00:30	22.2
Junction 11-C4	0.2148	390.5	01Jan2000, 00:30	23.4
Junction 11-C5	0.2224	404.3	01Jan2000, 00:30	24.2
Junction 2A	0.0014	2.8	01Jan2000, 00:27	0.2
Junction 2B	0.0069	10.1	01Jan2000, 00:27	0.6
Junction 2C	0.00714	10.5	01Jan2000, 00:27	0.6
Junction 2C-1	0.00734	10.8	01Jan2000, 00:27	0.6
Junction 2C-2	0.00754	11	01Jan2000, 00:27	0.6
Junction 2C-3	0.00794	11.5	01Jan2000, 00:27	0.7
Junction 2C-4	0.00927	13.3	01Jan2000, 00:24	0.8
Junction 2C-5	0.00977	14.3	01Jan2000, 00:24	0.9
Junction 2C-7	0.00997	14.6	01Jan2000, 00:24	0.9
Junction 2C-8	0.01047	15.8	01Jan2000, 00:24	1
Junction 2C-9	0.01287	20.6	01Jan2000, 00:24	1.3
Junction 2D	0.0001	0.4	01Jan2000, 00:09	0
Junction 2E	0.0001	0.3	01Jan2000, 00:09	0
Junction 2F	0.0004	1.3	01Jan2000, 00:12	0
Junction 2G	0.0006	2	01Jan2000, 00:09	0.1
Junction 2H	0.0002	0.7	01Jan2000, 00:09	0
Junction 2I	0.0002	0.4	01Jan2000, 00:27	0
Junction 2J	0.0001	0.3	01Jan2000, 00:18	0
Junction 2K	0.0005	1.3	01Jan2000, 00:21	0.1
Junction 2L	0.0022	4.6	01Jan2000, 00:27	0.3
Junction 2M	0.00004	0.1	01Jan2000, 00:09	0
Junction 2N	0.0001	0.3	01Jan2000, 00:12	0
Junction 2O	0.0001	0.3	01Jan2000, 00:12	0

Junction 11F	0.0034	5.1	01Jan2000, 00:39	0.4
Junction 11G	0.0004	0.6	01Jan2000, 00:42	0.1
Junction 11H	0.0002	0.3	01Jan2000, 00:39	0
Junction 11I	0.0002	0.4	01Jan2000, 00:18	0
Junction 11J	0.0009	1.4	01Jan2000, 00:42	0.1
Junction 11K	0.0116	17.6	01Jan2000, 00:36	1.5
Junction 11L	0.0034	5.1	01Jan2000, 00:39	0.4
Junction 11M	0.0012	2.4	01Jan2000, 00:21	0.2
Junction 11N	0.0001	0.2	01Jan2000, 00:18	0
Junction 11O	0.0032	4.1	01Jan2000, 00:39	0.4
Junction 11P	0.0007	1.1	01Jan2000, 00:42	0.1
Junction 11Q	0.0029	4.4	01Jan2000, 00:39	0.4
Junction 11R	0.0024	5	01Jan2000, 00:21	0.4
Junction 11S	0.0082	10.2	01Jan2000, 00:42	1.1
Junction 11T	0.0098	12.6	01Jan2000, 00:42	1.3
Junction 11U	0.0032	6.6	01Jan2000, 00:18	0.5
Junction 11V	0.001	1.9	01Jan2000, 00:30	0.1
Junction 11W	0.0016	3.4	01Jan2000, 00:27	0.3
Junction 11X	0.001	1.5	01Jan2000, 00:36	0.1
Junction 11Y	0.0003	0.7	01Jan2000, 00:18	0
Junction 11Z	0.2003	315.2	01Jan2000, 00:39	27.7
Junction 11-C1	0.0105	16	01Jan2000, 00:36	1.4
Junction 11-C2	0.0013	2.5	01Jan2000, 00:30	0.2
Junction 11-C3	0.2032	320.2	01Jan2000, 00:39	28.2
Junction 11-C4	0.2148	337.7	01Jan2000, 00:39	29.7
Junction 11-C5	0.2224	350.1	01Jan2000, 00:39	30.7
Junction 2A	0.0014	2.3	01Jan2000, 00:39	0.2
Junction 2B	0.0069	8.7	01Jan2000, 00:39	0.7
Junction 2C	0.00714	9.1	01Jan2000, 00:39	0.8
Junction 2C-1	0.00734	9.3	01Jan2000, 00:39	0.8
Junction 2C-2	0.00754	9.5	01Jan2000, 00:36	0.8
Junction 2C-3	0.00794	10.1	01Jan2000, 00:36	0.9
Junction 2C-4	0.00927	12	01Jan2000, 00:36	1.1
Junction 2C-5	0.00977	12.8	01Jan2000, 00:30	1.2
Junction 2C-7	0.00997	13.2	01Jan2000, 00:30	1.2
Junction 2C-8	0.01047	14.2	01Jan2000, 00:30	1.3
Junction 2C-9	0.01287	18.1	01Jan2000, 00:30	1.6
Junction 2D	0.0001	0.2	01Jan2000, 00:18	0
Junction 2E	0.0001	0.2	01Jan2000, 00:18	0
Junction 2F	0.0004	0.9	01Jan2000, 00:18	0.1
Junction 2G	0.0006	1.3	01Jan2000, 00:18	0.1
Junction 2H	0.0002	0.5	01Jan2000, 00:18	0
Junction 2I	0.0002	0.3	01Jan2000, 00:36	0
Junction 2J	0.0001	0.2	01Jan2000, 00:24	0
Junction 2K	0.0005	1	01Jan2000, 00:30	0.1
Junction 2L	0.0022	3.8	01Jan2000, 00:36	0.3
Junction 2M	0.00004	0.1	01Jan2000, 00:18	0
Junction 2N	0.0001	0.2	01Jan2000, 00:18	0
Junction 2O	0.0001	0.2	01Jan2000, 00:18	0

Junction 2P	0.00824	11.9	01Jan2000, 00:27	0.7
Junction 2Q	0.0002	0.7	01Jan2000, 00:09	0
Junction 2R	0.00907	13	01Jan2000, 00:24	0.8
Junction 2S	0.0002	0.8	01Jan2000, 00:09	0
Junction 2T	0.0002	0.8	01Jan2000, 00:09	0
Junction 2U	0.0002	0.8	01Jan2000, 00:09	0
Junction 4A	0.0003	0.9	01Jan2000, 00:15	0
Junction 4B	0.0002	0.6	01Jan2000, 00:12	0
Junction 4C	0.0001	0.3	01Jan2000, 00:09	0
Junction 4C-1	0.0055	15.4	01Jan2000, 00:12	0.6
Junction 4C-10	0.0026	6.4	01Jan2000, 00:15	0.3
Junction 4C-11	0.0024	5.8	01Jan2000, 00:15	0.3
Junction 4C-2	0.0053	14.7	01Jan2000, 00:12	0.6
Junction 4C-3	0.0051	14	01Jan2000, 00:12	0.6
Junction 4C-4	0.0048	13.3	01Jan2000, 00:12	0.5
Junction 4C-5	0.0039	10.2	01Jan2000, 00:15	0.4
Junction 4C-6	0.0036	9.3	01Jan2000, 00:12	0.4
Junction 4C-7	0.0033	8.4	01Jan2000, 00:15	0.4
Junction 4C-8	0.0031	7.8	01Jan2000, 00:15	0.3
Junction 4C-9	0.0029	7.3	01Jan2000, 00:15	0.3
Junction 4D	0.0001	0.4	01Jan2000, 00:09	0
Junction 4E	0.0008	1.9	01Jan2000, 00:24	0.1
Junction 4F	0.0002	0.7	01Jan2000, 00:09	0
Junction 4G	0.0002	0.8	01Jan2000, 00:09	0
Junction 4H	0.0003	0.9	01Jan2000, 00:18	0
Junction 4I	0.0009	3.2	01Jan2000, 00:09	0.1
Junction 4J	0.0003	0.9	01Jan2000, 00:12	0
Junction 4K	0.0002	0.6	01Jan2000, 00:12	0
Junction 4L	0.0002	0.6	01Jan2000, 00:12	0
Junction 4M	0.0001	0.4	01Jan2000, 00:09	0
Junction 4N	0.0016	4.5	01Jan2000, 00:12	0.2
Junction 5A	0.0123	15.6	01Jan2000, 00:33	1.2
Junction 6A	0.0122	15.7	01Jan2000, 00:33	1.1
Junction 7A	0.0027	3.8	01Jan2000, 00:33	0.3
Junction 7B	0.0025	3.6	01Jan2000, 00:33	0.2
Junction 7C	0.0053	8.2	01Jan2000, 00:27	0.5
Junction 7D	0.001	1.8	01Jan2000, 00:27	0.1
Junction 7E	0.01465	18.4	01Jan2000, 00:30	1.4
Junction 7F	0.00005	0.2	01Jan2000, 00:09	0
Junction 7G	0.00002	0.1	01Jan2000, 00:09	0
Junction 7H	0.00003	0.1	01Jan2000, 00:09	0
Junction 8A	0.0005	0.8	01Jan2000, 00:30	0
Junction 8B	0.0013	2.1	01Jan2000, 00:27	0.1
Junction 8C	0.0017	2.7	01Jan2000, 00:27	0.2
Junction 8D	0.0022	3.6	01Jan2000, 00:27	0.2
Junction 8E	0.0033	5.5	01Jan2000, 00:27	0.3
Junction 8F	0.0041	6.7	01Jan2000, 00:30	0.4
Junction 8G	0.0006	1.8	01Jan2000, 00:12	0.1
Junction 9A	0.002	4	01Jan2000, 00:30	0.2

Junction 2P	0.00824	10.5	01Jan2000, 00:36	0.9
Junction 2Q	0.0002	0.5	01Jan2000, 00:18	0
Junction 2R	0.00907	11.7	01Jan2000, 00:36	1.1
Junction 2S	0.0002	0.5	01Jan2000, 00:18	0
Junction 2T	0.0002	0.5	01Jan2000, 00:18	0
Junction 2U	0.0002	0.5	01Jan2000, 00:18	0
Junction 4A	0.0003	0.6	01Jan2000, 00:24	0
Junction 4B	0.0002	0.4	01Jan2000, 00:18	0
Junction 4C	0.0001	0.2	01Jan2000, 00:18	0
Junction 4C-1	0.0055	10.9	01Jan2000, 00:24	0.8
Junction 4C-10	0.0026	4.8	01Jan2000, 00:24	0.4
Junction 4C-11	0.0024	4.4	01Jan2000, 00:24	0.3
Junction 4C-2	0.0053	10.4	01Jan2000, 00:24	0.8
Junction 4C-3	0.0051	10	01Jan2000, 00:24	0.7
Junction 4C-4	0.0048	9.3	01Jan2000, 00:24	0.7
Junction 4C-5	0.0039	7.4	01Jan2000, 00:24	0.5
Junction 4C-6	0.0036	6.8	01Jan2000, 00:24	0.5
Junction 4C-7	0.0033	6.2	01Jan2000, 00:24	0.5
Junction 4C-8	0.0031	5.8	01Jan2000, 00:24	0.4
Junction 4C-9	0.0029	5.4	01Jan2000, 00:24	0.4
Junction 4D	0.0001	0.2	01Jan2000, 00:18	0
Junction 4E	0.0008	1.5	01Jan2000, 00:33	0.1
Junction 4F	0.0002	0.5	01Jan2000, 00:18	0
Junction 4G	0.0002	0.5	01Jan2000, 00:18	0
Junction 4H	0.0003	0.6	01Jan2000, 00:24	0
Junction 4I	0.0009	2.1	01Jan2000, 00:18	0.1
Junction 4J	0.0003	0.6	01Jan2000, 00:18	0
Junction 4K	0.0002	0.4	01Jan2000, 00:18	0
Junction 4L	0.0002	0.4	01Jan2000, 00:18	0
Junction 4M	0.0001	0.2	01Jan2000, 00:18	0
Junction 4N	0.0016	3	01Jan2000, 00:18	0.2
Junction 5A	0.0123	14.4	01Jan2000, 00:45	1.5
Junction 6A	0.0122	14.4	01Jan2000, 00:45	1.5
Junction 7A	0.0027	3.4	01Jan2000, 00:42	0.3
Junction 7B	0.0025	3.2	01Jan2000, 00:45	0.3
Junction 7C	0.0053	7.2	01Jan2000, 00:36	0.7
Junction 7D	0.001	1.5	01Jan2000, 00:36	0.1
Junction 7E	0.01465	16.9	01Jan2000, 00:42	1.8
Junction 7F	0.00005	0.1	01Jan2000, 00:18	0
Junction 7G	0.00002	0	01Jan2000, 00:18	0
Junction 7H	0.00003	0.1	01Jan2000, 00:18	0
Junction 8A	0.0005	0.7	01Jan2000, 00:39	0.1
Junction 8B	0.0013	1.8	01Jan2000, 00:39	0.2
Junction 8C	0.0017	2.3	01Jan2000, 00:39	0.2
Junction 8D	0.0022	3	01Jan2000, 00:39	0.3
Junction 8E	0.0033	4.7	01Jan2000, 00:39	0.4
Junction 8F	0.0041	5.8	01Jan2000, 00:39	0.5
Junction 8G	0.0006	1.2	01Jan2000, 00:18	0.1
Junction 9A	0.002	3.4	01Jan2000, 00:39	0.3

Junction 9A-9C	0.0043	8.7	01Jan2000, 00:27	0.5
Junction 9B	0.0015	3.8	01Jan2000, 00:15	0.1
Junction 9B-9D	0.0094	20.3	01Jan2000, 00:18	1.1
Junction 9C	0.0033	6.9	01Jan2000, 00:27	0.4
Junction 9D	0.0036	11	01Jan2000, 00:15	0.4
Junction 9E	0.001	2	01Jan2000, 00:21	0.1
Junction 9E-9C	0.0043	8.7	01Jan2000, 00:27	0.5
Junction 9F	0.0002	0.7	01Jan2000, 00:09	0
Outlet 1	0.016	22.3	01Jan2000, 00:30	1.6
OUTLET 10	0.0019	2.3	01Jan2000, 00:39	0.2
OUTLET 11	0.25614	453	01Jan2000, 00:27	27.9
OUTLET 2	0.01287	20.6	01Jan2000, 00:21	1.3
OUTLET 3A	0.0005	1.8	01Jan2000, 00:09	0.1
OUTLET 3B	0.0005	1.5	01Jan2000, 00:15	0.1
OUTLET 4	0.0055	15.4	01Jan2000, 00:09	0.6
OUTLET 5	0.0123	15.6	01Jan2000, 00:30	1.2
OUTLET 6	0.0122	15.7	01Jan2000, 00:30	1.1
OUTLET 7	0.01465	18.4	01Jan2000, 00:27	1.4
OUTLET 8A	0.0041	6.7	01Jan2000, 00:27	0.4
OUTLET 8B	0.0006	1.8	01Jan2000, 00:09	0.1
OUTLET 9	0.0094	20.3	01Jan2000, 00:15	1
1A	0.0041	5.5	01Jan2000, 00:33	0.3
1B	0.0015	3	01Jan2000, 00:27	0.2
1C	0.0027	5.1	01Jan2000, 00:24	0.3
1D	0.0001	0.1	01Jan2000, 00:15	0
1E	0.0071	12.2	01Jan2000, 00:24	0.8
1F	0.0002	0.6	01Jan2000, 00:12	0
1G	0.0001	0.4	01Jan2000, 00:09	0
1H	0.0002	0.7	01Jan2000, 00:09	0
10A	0.0014	1.9	01Jan2000, 00:42	0.1
10B	0.0001	0.4	01Jan2000, 00:09	0
10C	0.0004	1.2	01Jan2000, 00:12	0
11A	0.0013	2.1	01Jan2000, 00:33	0.1
11AA	0.0066	16.4	01Jan2000, 00:21	0.7
11AB	0.0002	0.4	01Jan2000, 00:24	0
11AC	0.001	0.9	01Jan2000, 01:00	0.1
11AD	0.0003	1	01Jan2000, 00:09	0
11AE	0.0003	1	01Jan2000, 00:12	0
11AF	0.0005	1	01Jan2000, 00:33	0.1
11AG	0.00004	0.2	01Jan2000, 00:09	0
11AH	0.0026	4.8	01Jan2000, 00:36	0.3
11AI	0.0384	77.4	01Jan2000, 00:24	4
11AJ	0.1146	215.1	01Jan2000, 00:33	13.2
11AK	0.0432	70.8	01Jan2000, 00:30	4.1
11B	0.0004	1.2	01Jan2000, 00:12	0
11C	0.0084	15.6	01Jan2000, 00:27	0.9
11D	0.0009	2.6	01Jan2000, 00:12	0.1
11E	0.0006	1	01Jan2000, 00:30	0.1
11F	0.0032	5.6	01Jan2000, 00:30	0.3

Junction 9A-9C	0.0043	7.3	01Jan2000, 00:36	0.6
Junction 9B	0.0015	2.6	01Jan2000, 00:24	0.2
Junction 9B-9D	0.0094	16.3	01Jan2000, 00:30	1.3
Junction 9C	0.0033	5.7	01Jan2000, 00:36	0.5
Junction 9D	0.0036	7.5	01Jan2000, 00:21	0.5
Junction 9E	0.001	1.7	01Jan2000, 00:30	0.1
Junction 9E-9C	0.0043	7.3	01Jan2000, 00:36	0.6
Junction 9F	0.0002	0.5	01Jan2000, 00:18	0
Outlet 1	0.016	20.6	01Jan2000, 00:39	2.1
OUTLET 10	0.0019	2.2	01Jan2000, 00:45	0.3
OUTLET 11	0.25614	395.8	01Jan2000, 00:36	35.4
OUTLET 2	0.01287	18.1	01Jan2000, 00:27	1.6
OUTLET 3A	0.0005	1.2	01Jan2000, 00:15	0.1
OUTLET 3B	0.0005	1.1	01Jan2000, 00:21	0.1
OUTLET 4	0.0055	10.9	01Jan2000, 00:21	0.8
OUTLET 5	0.0123	14.4	01Jan2000, 00:42	1.5
OUTLET 6	0.0122	14.4	01Jan2000, 00:42	1.5
OUTLET 7	0.01465	16.9	01Jan2000, 00:39	1.8
OUTLET 8A	0.0041	5.8	01Jan2000, 00:36	0.5
OUTLET 8B	0.0006	1.2	01Jan2000, 00:15	0.1
OUTLET 9	0.0094	16.3	01Jan2000, 00:27	1.3
1A	0.0041	5	01Jan2000, 00:45	0.5
1B	0.0015	2.5	01Jan2000, 00:36	0.2
1C	0.0027	4.3	01Jan2000, 00:33	0.4
1D	0.0001	0.1	01Jan2000, 00:30	0
1E	0.0071	10.5	01Jan2000, 00:36	1
1F	0.0002	0.4	01Jan2000, 00:18	0
1G	0.0001	0.2	01Jan2000, 00:18	0
1H	0.0002	0.5	01Jan2000, 00:18	0
10A	0.0014	1.8	01Jan2000, 00:51	0.2
10B	0.0001	0.2	01Jan2000, 00:18	0
10C	0.0004	0.8	01Jan2000, 00:18	0.1
11A	0.0013	1.8	01Jan2000, 00:42	0.2
11AA	0.0066	12.5	01Jan2000, 00:30	0.9
11AB	0.0002	0.3	01Jan2000, 00:36	0
11AC	0.001	0.9	01Jan2000, 01:09	0.1
11AD	0.0003	0.7	01Jan2000, 00:18	0
11AE	0.0003	0.6	01Jan2000, 00:18	0
11AF	0.0005	0.9	01Jan2000, 00:39	0.1
11AG	0.00004	0.1	01Jan2000, 00:18	0
11AH	0.0026	4.3	01Jan2000, 00:45	0.4
11AI	0.0384	63.5	01Jan2000, 00:36	5.2
11AJ	0.1146	186.4	01Jan2000, 00:42	16.6
11AK	0.0432	60.8	01Jan2000, 00:39	5.3
11B	0.0004	0.8	01Jan2000, 00:18	0.1
11C	0.0084	13	01Jan2000, 00:36	1.1
11D	0.0009	1.7	01Jan2000, 00:18	0.1
11E	0.0006	0.9	01Jan2000, 00:42	0.1
11F	0.0032	4.8	01Jan2000, 00:39	0.4

11G	0.0004	0.7	01Jan2000, 00:30	0
11H	0.0002	0.4	01Jan2000, 00:30	0
11I	0.0002	0.7	01Jan2000, 00:09	0
11J	0.0009	1.6	01Jan2000, 00:33	0.1
11K	0.0002	0.4	01Jan2000, 00:30	0
11L	0.0034	6.1	01Jan2000, 00:27	0.3
11M	0.0012	3.5	01Jan2000, 00:15	0.1
11N	0.0001	0.4	01Jan2000, 00:09	0
11O	0.0032	4.6	01Jan2000, 00:27	0.3
11P	0.0007	1.2	01Jan2000, 00:33	0.1
11Q	0.0029	5.1	01Jan2000, 00:27	0.3
11R	0.0024	7.4	01Jan2000, 00:15	0.3
11S	0.005	6.6	01Jan2000, 00:30	0.5
11T	0.0016	2.8	01Jan2000, 00:30	0.2
11U	0.0032	10	01Jan2000, 00:12	0.4
11V	0.001	2.5	01Jan2000, 00:21	0.1
11W	0.0016	4.6	01Jan2000, 00:21	0.2
11X	0.001	1.8	01Jan2000, 00:27	0.1
11Y	0.0003	1.1	01Jan2000, 00:09	0
11Z	0.0041	9.1	01Jan2000, 00:27	0.5
2A	0.0014	2.8	01Jan2000, 00:27	0.2
2B	0.0069	10.1	01Jan2000, 00:27	0.6
2C	0.0002	0.4	01Jan2000, 00:24	0
2D	0.0001	0.4	01Jan2000, 00:09	0
2E	0.0001	0.3	01Jan2000, 00:09	0
2F	0.0004	1.3	01Jan2000, 00:12	0
2G	0.0006	2	01Jan2000, 00:09	0.1
2H	0.0002	0.7	01Jan2000, 00:09	0
2I	0.0002	0.4	01Jan2000, 00:27	0
2J	0.0001	0.3	01Jan2000, 00:18	0
2k	0.0005	1.3	01Jan2000, 00:21	0.1
2L	0.0008	1.9	01Jan2000, 00:24	0.1
2M	0.00004	0.1	01Jan2000, 00:09	0
2N	0.0001	0.3	01Jan2000, 00:12	0
2O	0.0001	0.3	01Jan2000, 00:12	0
2P	0.0003	1	01Jan2000, 00:09	0
2Q	0.0002	0.7	01Jan2000, 00:09	0
2R	0.00003	0.1	01Jan2000, 00:09	0
2S	0.0002	0.8	01Jan2000, 00:09	0
2T	0.0002	0.8	01Jan2000, 00:09	0
2U	0.0002	0.8	01Jan2000, 00:09	0
3A	0.0005	1.8	01Jan2000, 00:12	0.1
3B	0.0005	1.5	01Jan2000, 00:18	0.1
4A	0.0003	0.9	01Jan2000, 00:15	0
4B	0.0002	0.6	01Jan2000, 00:12	0
4C	0.0001	0.3	01Jan2000, 00:09	0
4D	0.0001	0.4	01Jan2000, 00:09	0
4E	0.0008	1.9	01Jan2000, 00:24	0.1
4F	0.0002	0.7	01Jan2000, 00:09	0

11G	0.0004	0.6	01Jan2000, 00:42	0.1
11H	0.0002	0.3	01Jan2000, 00:39	0
11I	0.0002	0.4	01Jan2000, 00:18	0
11J	0.0009	1.4	01Jan2000, 00:42	0.1
11K	0.0002	0.3	01Jan2000, 00:39	0
11L	0.0034	5.1	01Jan2000, 00:39	0.4
11M	0.0012	2.4	01Jan2000, 00:21	0.2
11N	0.0001	0.2	01Jan2000, 00:18	0
11O	0.0032	4.1	01Jan2000, 00:39	0.4
11P	0.0007	1.1	01Jan2000, 00:42	0.1
11Q	0.0029	4.4	01Jan2000, 00:39	0.4
11R	0.0024	5	01Jan2000, 00:21	0.4
11S	0.005	6.1	01Jan2000, 00:45	0.7
11T	0.0016	2.4	01Jan2000, 00:42	0.2
11U	0.0032	6.6	01Jan2000, 00:18	0.5
11V	0.001	1.9	01Jan2000, 00:30	0.1
11W	0.0016	3.4	01Jan2000, 00:27	0.3
11X	0.001	1.5	01Jan2000, 00:36	0.1
11Y	0.0003	0.7	01Jan2000, 00:18	0
11Z	0.0041	7.5	01Jan2000, 00:36	0.6
2A	0.0014	2.3	01Jan2000, 00:39	0.2
2B	0.0069	8.7	01Jan2000, 00:39	0.7
2C	0.0002	0.3	01Jan2000, 00:33	0
2D	0.0001	0.2	01Jan2000, 00:18	0
2E	0.0001	0.2	01Jan2000, 00:18	0
2F	0.0004	0.9	01Jan2000, 00:18	0.1
2G	0.0006	1.3	01Jan2000, 00:18	0.1
2H	0.0002	0.5	01Jan2000, 00:18	0
2I	0.0002	0.3	01Jan2000, 00:36	0
2J	0.0001	0.2	01Jan2000, 00:24	0
2k	0.0005	1	01Jan2000, 00:30	0.1
2L	0.0008	1.5	01Jan2000, 00:33	0.1
2M	0.00004	0.1	01Jan2000, 00:18	0
2N	0.0001	0.2	01Jan2000, 00:18	0
2O	0.0001	0.2	01Jan2000, 00:18	0
2P	0.0003	0.7	01Jan2000, 00:18	0
2Q	0.0002	0.5	01Jan2000, 00:18	0
2R	0.00003	0.1	01Jan2000, 00:18	0
2S	0.0002	0.5	01Jan2000, 00:18	0
2T	0.0002	0.5	01Jan2000, 00:18	0
2U	0.0002	0.5	01Jan2000, 00:18	0
3A	0.0005	1.2	01Jan2000, 00:18	0.1
3B	0.0005	1.1	01Jan2000, 00:24	0.1
4A	0.0003	0.6	01Jan2000, 00:24	0
4B	0.0002	0.4	01Jan2000, 00:18	0
4C	0.0001	0.2	01Jan2000, 00:18	0
4D	0.0001	0.2	01Jan2000, 00:18	0
4E	0.0008	1.5	01Jan2000, 00:33	0.1
4F	0.0002	0.5	01Jan2000, 00:18	0

4G	0.0002	0.8	01Jan2000, 00:09	0	4G	0.0002	0.5	01Jan2000, 00:18	0
4H	0.0003	0.9	01Jan2000, 00:18	0	4H	0.0003	0.6	01Jan2000, 00:24	0
4I	0.0009	3.2	01Jan2000, 00:09	0.1	4I	0.0009	2.1	01Jan2000, 00:18	0.1
4J	0.0003	0.9	01Jan2000, 00:12	0	4J	0.0003	0.6	01Jan2000, 00:18	0
4K	0.0002	0.6	01Jan2000, 00:12	0	4K	0.0002	0.4	01Jan2000, 00:18	0
4L	0.0002	0.6	01Jan2000, 00:12	0	4L	0.0002	0.4	01Jan2000, 00:18	0
4M	0.0001	0.4	01Jan2000, 00:09	0	4M	0.0001	0.2	01Jan2000, 00:18	0
4N	0.0016	4.5	01Jan2000, 00:12	0.2	4N	0.0016	3	01Jan2000, 00:18	0.2
5A	0.0123	15.7	01Jan2000, 00:30	1.2	5A	0.0123	14.5	01Jan2000, 00:42	1.5
6A	0.0122	16	01Jan2000, 00:27	1.1	6A	0.0122	14.6	01Jan2000, 00:42	1.5
7A	0.0002	0.6	01Jan2000, 00:12	0	7A	0.0002	0.4	01Jan2000, 00:18	0
7B	0.0025	3.6	01Jan2000, 00:33	0.2	7B	0.0025	3.2	01Jan2000, 00:45	0.3
7C	0.0016	3.5	01Jan2000, 00:21	0.2	7C	0.0016	2.7	01Jan2000, 00:30	0.2
7D	0.001	1.8	01Jan2000, 00:27	0.1	7D	0.001	1.5	01Jan2000, 00:36	0.1
7E	0.0093	10.6	01Jan2000, 00:33	0.9	7E	0.0093	10	01Jan2000, 00:45	1.1
7F	0.00002	0.1	01Jan2000, 00:09	0	7F	0.00002	0	01Jan2000, 00:18	0
7G	0.00002	0.1	01Jan2000, 00:09	0	7G	0.00002	0	01Jan2000, 00:18	0
7H	0.00001	0	01Jan2000, 00:09	0	7H	0.00001	0	01Jan2000, 00:18	0
8A	0.0005	0.8	01Jan2000, 00:30	0	8A	0.0005	0.7	01Jan2000, 00:39	0.1
8B	0.0008	1.3	01Jan2000, 00:27	0.1	8B	0.0008	1.1	01Jan2000, 00:39	0.1
8C	0.0004	0.6	01Jan2000, 00:30	0	8C	0.0004	0.5	01Jan2000, 00:39	0
8D	0.0005	0.9	01Jan2000, 00:27	0	8D	0.0005	0.7	01Jan2000, 00:36	0.1
8E	0.0011	1.9	01Jan2000, 00:30	0.1	8E	0.0011	1.6	01Jan2000, 00:39	0.1
8F	0.0008	1.3	01Jan2000, 00:33	0.1	8F	0.0008	1.1	01Jan2000, 00:42	0.1
8G	0.0006	1.8	01Jan2000, 00:12	0.1	8G	0.0006	1.2	01Jan2000, 00:18	0.1
9A	0.002	4	01Jan2000, 00:30	0.2	9A	0.002	3.4	01Jan2000, 00:39	0.3
9B	0.0015	3.8	01Jan2000, 00:15	0.1	9B	0.0015	2.6	01Jan2000, 00:24	0.2
9C	0.0013	3.1	01Jan2000, 00:24	0.2	9C	0.0013	2.4	01Jan2000, 00:33	0.2
9D	0.0036	11	01Jan2000, 00:15	0.4	9D	0.0036	7.5	01Jan2000, 00:21	0.5
9E	0.0008	1.6	01Jan2000, 00:24	0.1	9E	0.0008	1.3	01Jan2000, 00:33	0.1
9F	0.0002	0.7	01Jan2000, 00:09	0	9F	0.0002	0.5	01Jan2000, 00:18	0

10YR03HR				
Hydrologic Element	Drainage Area (MI2)	Peak Discharge (CFS)	Time of Peak	Volume (AC-FT)
DEP 1C	0.0027	3.6	01Jan2000, 00:45	0.4
DEP 1E	0.0071	7.9	01Jan2000, 01:00	1.1
DEP 11O	0.0032	3.5	01Jan2000, 00:51	0.5
DEP 11Q	0.0029	3.7	01Jan2000, 00:48	0.5
DEP 11S	0.005	5.4	01Jan2000, 00:57	0.8
DEP 5A	0.0123	12.6	01Jan2000, 00:57	1.7
DEP 6A	0.0122	12.5	01Jan2000, 00:54	1.7
DEP 7E	0.0093	8.8	01Jan2000, 01:00	1.3
Junction ML1	0.0017	2	01Jan2000, 00:48	0.2
Junction ML2	0.0097	11.8	01Jan2000, 00:45	1.4
Junction ML3	0.0105	12.8	01Jan2000, 00:48	1.5
Junction ML4	0.0158	19.8	01Jan2000, 00:42	2.4
Junction ML5	0.2514	323.9	01Jan2000, 00:48	38.7
Junction ML6	0.2527	324.8	01Jan2000, 00:48	38.9
Junction ML7	0.2535	325.8	01Jan2000, 00:48	39
Junction ML8	0.25614	329.4	01Jan2000, 00:48	39.5
Junction Q4	0.00844	9	01Jan2000, 00:48	1.1
Junction 2C-6	0.0005	0.7	01Jan2000, 00:30	0.1
Junction 1A	0.016	17.8	01Jan2000, 00:54	2.3
Junction 1B	0.0015	2	01Jan2000, 00:45	0.2
Junction 1C	0.0042	5.6	01Jan2000, 00:45	0.7
Junction 1D	0.0043	5.6	01Jan2000, 00:45	0.7
Junction 1E	0.0114	13.1	01Jan2000, 00:54	1.7
Junction 1F	0.0005	0.8	01Jan2000, 00:30	0.1
Junction 1G	0.0003	0.5	01Jan2000, 00:21	0.1
Junction 1H	0.0002	0.3	01Jan2000, 00:21	0
Junction 10A	0.0014	1.6	01Jan2000, 01:03	0.2
Junction 10B	0.0015	1.7	01Jan2000, 01:00	0.2
Junction 10C	0.0019	2	01Jan2000, 01:00	0.3
Junction 11A	0.0013	1.5	01Jan2000, 00:51	0.2
Junction 11AA	0.0066	9.7	01Jan2000, 00:36	1
Junction 11AB	0.0002	0.3	01Jan2000, 00:42	0
Junction 11AC	0.001	0.8	01Jan2000, 01:18	0.1
Junction 11AD	0.0003	0.5	01Jan2000, 00:30	0.1
Junction 11AE	0.0003	0.5	01Jan2000, 00:30	0
Junction 11AF	0.0005	0.7	01Jan2000, 00:48	0.1
Junction 11AG	0.00004	0.1	01Jan2000, 00:18	0
Junction 11AH	0.00264	3.7	01Jan2000, 00:54	0.5
Junction 11AI	0.1962	254.9	01Jan2000, 00:48	30.2
Junction 11AJ	0.1578	205.1	01Jan2000, 00:51	24.5
Junction 11AK	0.0432	50.2	01Jan2000, 00:51	6
Junction 11B	0.0004	0.6	01Jan2000, 00:30	0.1
Junction 11C	0.0084	10.6	01Jan2000, 00:48	1.2
Junction 11D	0.0099	12.4	01Jan2000, 00:45	1.5
Junction 11E	0.0006	0.7	01Jan2000, 00:51	0.1

10YR06HR				
Hydrologic Element	Drainage Area (MI2)	Peak Discharge (CFS)	Time of Peak	Volume (AC-FT)
DEP 1C	0.0027	2.4	01Jan2000, 01:06	0.5
DEP 1E	0.0071	5.7	01Jan2000, 01:27	1.3
DEP 11O	0.0032	2.5	01Jan2000, 01:24	0.6
DEP 11Q	0.0029	2.6	01Jan2000, 01:09	0.6
DEP 11S	0.005	3.9	01Jan2000, 01:24	0.9
DEP 5A	0.0123	9.1	01Jan2000, 01:27	2.1
DEP 6A	0.0122	8.9	01Jan2000, 01:27	2
DEP 7E	0.0093	6.5	01Jan2000, 01:30	1.5
Junction ML1	0.0017	1.4	01Jan2000, 01:18	0.3
Junction ML2	0.0097	7.8	01Jan2000, 01:12	1.7
Junction ML3	0.0105	8.5	01Jan2000, 01:12	1.8
Junction ML4	0.0158	13.2	01Jan2000, 01:03	2.9
Junction ML5	0.2514	214.3	01Jan2000, 01:12	46
Junction ML6	0.2527	215	01Jan2000, 01:12	46.3
Junction ML7	0.2535	215.8	01Jan2000, 01:12	46.4
Junction ML8	0.25614	218.3	01Jan2000, 01:12	47
Junction Q4	0.00844	6	01Jan2000, 01:18	1.3
Junction 2C-6	0.0005	0.5	01Jan2000, 01:00	0.1
Junction 1A	0.016	12.5	01Jan2000, 01:21	2.8
Junction 1B	0.0015	1.3	01Jan2000, 01:06	0.3
Junction 1C	0.0042	3.7	01Jan2000, 01:06	0.8
Junction 1D	0.0043	3.7	01Jan2000, 01:06	0.8
Junction 1E	0.0114	9.2	01Jan2000, 01:21	2.1
Junction 1F	0.0005	0.5	01Jan2000, 01:00	0.1
Junction 1G	0.0003	0.3	01Jan2000, 00:39	0.1
Junction 1H	0.0002	0.2	01Jan2000, 00:39	0
Junction 10A	0.0014	1.1	01Jan2000, 01:30	0.2
Junction 10B	0.0015	1.2	01Jan2000, 01:30	0.3
Junction 10C	0.0019	1.5	01Jan2000, 01:18	0.3
Junction 11A	0.0013	1	01Jan2000, 01:18	0.2
Junction 11AA	0.0066	6	01Jan2000, 01:03	1.2
Junction 11AB	0.0002	0.2	01Jan2000, 01:06	0
Junction 11AC	0.001	0.6	01Jan2000, 01:48	0.2
Junction 11AD	0.0003	0.3	01Jan2000, 01:00	0.1
Junction 11AE	0.0003	0.3	01Jan2000, 01:00	0.1
Junction 11AF	0.0005	0.5	01Jan2000, 01:09	0.1
Junction 11AG	0.00004	0	01Jan2000, 00:33	0
Junction 11AH	0.00264	2.5	01Jan2000, 01:15	0.5
Junction 11AI	0.1962	168.2	01Jan2000, 01:12	35.9
Junction 11AJ	0.1578	135.8	01Jan2000, 01:12	29.1
Junction 11AK	0.0432	33.1	01Jan2000, 01:15	7.2
Junction 11B	0.0004	0.4	01Jan2000, 01:00	0.1
Junction 11C	0.0084	6.9	01Jan2000, 01:09	1.5
Junction 11D	0.0099	8.1	01Jan2000, 01:09	1.7
Junction 11E	0.0006	0.5	01Jan2000, 01:15	0.1

Junction 11F	0.0034	4.2	01Jan2000, 00:48	0.5
Junction 11G	0.0004	0.5	01Jan2000, 00:51	0.1
Junction 11H	0.0002	0.3	01Jan2000, 00:48	0
Junction 11I	0.0002	0.3	01Jan2000, 00:30	0
Junction 11J	0.0009	1.1	01Jan2000, 00:51	0.1
Junction 11K	0.0116	14.5	01Jan2000, 00:48	1.7
Junction 11L	0.0034	4.2	01Jan2000, 00:48	0.5
Junction 11M	0.0012	1.8	01Jan2000, 00:30	0.2
Junction 11N	0.0001	0.2	01Jan2000, 00:21	0
Junction 11O	0.0032	3.5	01Jan2000, 00:51	0.5
Junction 11P	0.0007	0.9	01Jan2000, 00:51	0.1
Junction 11Q	0.0029	3.7	01Jan2000, 00:48	0.5
Junction 11R	0.0024	3.8	01Jan2000, 00:30	0.4
Junction 11S	0.0082	8.9	01Jan2000, 00:54	1.2
Junction 11T	0.0098	10.9	01Jan2000, 00:54	1.5
Junction 11U	0.0032	5	01Jan2000, 00:30	0.5
Junction 11V	0.001	1.5	01Jan2000, 00:39	0.2
Junction 11W	0.0016	2.6	01Jan2000, 00:33	0.3
Junction 11X	0.001	1.2	01Jan2000, 00:45	0.1
Junction 11Y	0.0003	0.5	01Jan2000, 00:30	0.1
Junction 11Z	0.2003	261	01Jan2000, 00:48	30.9
Junction 11-C1	0.0105	13.1	01Jan2000, 00:45	1.5
Junction 11-C2	0.0013	1.9	01Jan2000, 00:36	0.2
Junction 11-C3	0.2032	265	01Jan2000, 00:48	31.4
Junction 11-C4	0.2148	279.6	01Jan2000, 00:48	33.1
Junction 11-C5	0.2224	289.7	01Jan2000, 00:48	34.3
Junction 2A	0.0014	1.9	01Jan2000, 00:45	0.2
Junction 2B	0.0069	7.2	01Jan2000, 00:48	0.8
Junction 2C	0.00714	7.5	01Jan2000, 00:48	0.9
Junction 2C-1	0.00734	7.7	01Jan2000, 00:48	0.9
Junction 2C-2	0.00754	7.9	01Jan2000, 00:48	0.9
Junction 2C-3	0.00794	8.4	01Jan2000, 00:48	1
Junction 2C-4	0.00927	10	01Jan2000, 00:48	1.2
Junction 2C-5	0.00977	10.7	01Jan2000, 00:42	1.3
Junction 2C-7	0.00997	11	01Jan2000, 00:39	1.4
Junction 2C-8	0.01047	11.7	01Jan2000, 00:39	1.4
Junction 2C-9	0.01287	15.1	01Jan2000, 00:39	1.8
Junction 2D	0.0001	0.2	01Jan2000, 00:30	0
Junction 2E	0.0001	0.2	01Jan2000, 00:30	0
Junction 2F	0.0004	0.6	01Jan2000, 00:30	0.1
Junction 2G	0.0006	1	01Jan2000, 00:30	0.1
Junction 2H	0.0002	0.3	01Jan2000, 00:21	0
Junction 2I	0.0002	0.3	01Jan2000, 00:45	0
Junction 2J	0.0001	0.2	01Jan2000, 00:33	0
Junction 2K	0.0005	0.8	01Jan2000, 00:36	0.1
Junction 2L	0.0022	3.1	01Jan2000, 00:45	0.4
Junction 2M	0.00004	0.1	01Jan2000, 00:30	0
Junction 2N	0.0001	0.2	01Jan2000, 00:30	0
Junction 2O	0.0001	0.2	01Jan2000, 00:30	0

Junction 11F	0.0034	2.8	01Jan2000, 01:12	0.6
Junction 11G	0.0004	0.3	01Jan2000, 01:12	0.1
Junction 11H	0.0002	0.2	01Jan2000, 01:09	0
Junction 11I	0.0002	0.2	01Jan2000, 01:00	0
Junction 11J	0.0009	0.8	01Jan2000, 01:15	0.2
Junction 11K	0.0116	9.6	01Jan2000, 01:09	2
Junction 11L	0.0034	2.7	01Jan2000, 01:09	0.6
Junction 11M	0.0012	1.1	01Jan2000, 01:00	0.2
Junction 11N	0.0001	0.1	01Jan2000, 00:39	0
Junction 11O	0.0032	2.5	01Jan2000, 01:24	0.6
Junction 11P	0.0007	0.6	01Jan2000, 01:15	0.1
Junction 11Q	0.0029	2.6	01Jan2000, 01:09	0.6
Junction 11R	0.0024	2.3	01Jan2000, 01:00	0.5
Junction 11S	0.0082	6.3	01Jan2000, 01:24	1.5
Junction 11T	0.0098	7.7	01Jan2000, 01:24	1.7
Junction 11U	0.0032	3	01Jan2000, 01:00	0.6
Junction 11V	0.001	0.9	01Jan2000, 01:03	0.2
Junction 11W	0.0016	1.6	01Jan2000, 00:48	0.3
Junction 11X	0.001	0.8	01Jan2000, 01:09	0.2
Junction 11Y	0.0003	0.3	01Jan2000, 00:39	0.1
Junction 11Z	0.2003	172.1	01Jan2000, 01:12	36.8
Junction 11-C1	0.0105	8.6	01Jan2000, 01:09	1.8
Junction 11-C2	0.0013	1.2	01Jan2000, 01:00	0.3
Junction 11-C3	0.2032	174.7	01Jan2000, 01:12	37.3
Junction 11-C4	0.2148	184.3	01Jan2000, 01:12	39.4
Junction 11-C5	0.2224	190.8	01Jan2000, 01:09	40.8
Junction 2A	0.0014	1.2	01Jan2000, 01:09	0.3
Junction 2B	0.0069	4.7	01Jan2000, 01:24	1
Junction 2C	0.00714	4.9	01Jan2000, 01:21	1.1
Junction 2C-1	0.00734	5.1	01Jan2000, 01:18	1.1
Junction 2C-2	0.00754	5.3	01Jan2000, 01:18	1.2
Junction 2C-3	0.00794	5.6	01Jan2000, 01:18	1.2
Junction 2C-4	0.00927	6.8	01Jan2000, 01:18	1.5
Junction 2C-5	0.00977	7.2	01Jan2000, 01:18	1.6
Junction 2C-7	0.00997	7.4	01Jan2000, 01:18	1.6
Junction 2C-8	0.01047	7.8	01Jan2000, 01:18	1.7
Junction 2C-9	0.01287	10	01Jan2000, 01:12	2.2
Junction 2D	0.0001	0.1	01Jan2000, 00:39	0
Junction 2E	0.0001	0.1	01Jan2000, 01:00	0
Junction 2F	0.0004	0.4	01Jan2000, 01:00	0.1
Junction 2G	0.0006	0.6	01Jan2000, 01:00	0.1
Junction 2H	0.0002	0.2	01Jan2000, 00:39	0
Junction 2I	0.0002	0.2	01Jan2000, 01:06	0
Junction 2J	0.0001	0.1	01Jan2000, 01:00	0
Junction 2K	0.0005	0.5	01Jan2000, 01:00	0.1
Junction 2L	0.0022	2	01Jan2000, 01:06	0.4
Junction 2M	0.00004	0	01Jan2000, 01:00	0
Junction 2N	0.0001	0.1	01Jan2000, 01:00	0
Junction 2O	0.0001	0.1	01Jan2000, 01:00	0

Junction 2P	0.00824	8.8	01Jan2000, 00:48	1.1
Junction 2Q	0.0002	0.3	01Jan2000, 00:21	0
Junction 2R	0.00907	9.8	01Jan2000, 00:48	1.2
Junction 2S	0.0002	0.3	01Jan2000, 00:18	0
Junction 2T	0.0002	0.3	01Jan2000, 00:18	0
Junction 2U	0.0002	0.3	01Jan2000, 00:18	0
Junction 4A	0.0003	0.5	01Jan2000, 00:30	0
Junction 4B	0.0002	0.3	01Jan2000, 00:30	0
Junction 4C	0.0001	0.2	01Jan2000, 00:30	0
Junction 4C-1	0.0055	8.5	01Jan2000, 00:30	0.9
Junction 4C-10	0.0026	3.8	01Jan2000, 00:30	0.4
Junction 4C-11	0.0024	3.5	01Jan2000, 00:30	0.4
Junction 4C-2	0.0053	8.2	01Jan2000, 00:30	0.9
Junction 4C-3	0.0051	7.8	01Jan2000, 00:30	0.8
Junction 4C-4	0.0048	7.3	01Jan2000, 00:30	0.8
Junction 4C-5	0.0039	5.8	01Jan2000, 00:30	0.6
Junction 4C-6	0.0036	5.3	01Jan2000, 00:30	0.6
Junction 4C-7	0.0033	4.9	01Jan2000, 00:30	0.5
Junction 4C-8	0.0031	4.6	01Jan2000, 00:30	0.5
Junction 4C-9	0.0029	4.3	01Jan2000, 00:30	0.5
Junction 4D	0.0001	0.2	01Jan2000, 00:18	0
Junction 4E	0.0008	1.2	01Jan2000, 00:39	0.1
Junction 4F	0.0002	0.3	01Jan2000, 00:21	0
Junction 4G	0.0002	0.3	01Jan2000, 00:18	0
Junction 4H	0.0003	0.5	01Jan2000, 00:33	0.1
Junction 4I	0.0009	1.5	01Jan2000, 00:21	0.2
Junction 4J	0.0003	0.5	01Jan2000, 00:30	0
Junction 4K	0.0002	0.3	01Jan2000, 00:30	0
Junction 4L	0.0002	0.3	01Jan2000, 00:30	0
Junction 4M	0.0001	0.2	01Jan2000, 00:18	0
Junction 4N	0.0016	2.3	01Jan2000, 00:30	0.2
Junction 5A	0.0123	12.6	01Jan2000, 00:57	1.7
Junction 6A	0.0122	12.5	01Jan2000, 00:54	1.7
Junction 7A	0.0027	2.9	01Jan2000, 00:54	0.4
Junction 7B	0.0025	2.7	01Jan2000, 00:54	0.3
Junction 7C	0.0053	6	01Jan2000, 00:48	0.7
Junction 7D	0.001	1.2	01Jan2000, 00:45	0.1
Junction 7E	0.01465	14.6	01Jan2000, 00:54	2
Junction 7F	0.00005	0.1	01Jan2000, 00:21	0
Junction 7G	0.00002	0	01Jan2000, 00:18	0
Junction 7H	0.00003	0.1	01Jan2000, 00:18	0
Junction 8A	0.0005	0.6	01Jan2000, 00:48	0.1
Junction 8B	0.0013	1.5	01Jan2000, 00:48	0.2
Junction 8C	0.0017	1.9	01Jan2000, 00:48	0.2
Junction 8D	0.0022	2.5	01Jan2000, 00:48	0.3
Junction 8E	0.0033	3.8	01Jan2000, 00:48	0.4
Junction 8F	0.0041	4.8	01Jan2000, 00:48	0.6
Junction 8G	0.0006	0.9	01Jan2000, 00:30	0.1
Junction 9A	0.002	2.8	01Jan2000, 00:48	0.3

Junction 2P	0.00824	5.9	01Jan2000, 01:18	1.3
Junction 2Q	0.0002	0.2	01Jan2000, 00:39	0
Junction 2R	0.00907	6.6	01Jan2000, 01:18	1.5
Junction 2S	0.0002	0.2	01Jan2000, 00:33	0
Junction 2T	0.0002	0.2	01Jan2000, 00:33	0
Junction 2U	0.0002	0.2	01Jan2000, 00:39	0
Junction 4A	0.0003	0.3	01Jan2000, 01:00	0.1
Junction 4B	0.0002	0.2	01Jan2000, 01:00	0
Junction 4C	0.0001	0.1	01Jan2000, 01:00	0
Junction 4C-1	0.0055	5.2	01Jan2000, 01:00	1
Junction 4C-10	0.0026	2.4	01Jan2000, 01:00	0.5
Junction 4C-11	0.0024	2.2	01Jan2000, 01:00	0.4
Junction 4C-2	0.0053	5	01Jan2000, 01:00	1
Junction 4C-3	0.0051	4.8	01Jan2000, 01:00	1
Junction 4C-4	0.0048	4.5	01Jan2000, 01:00	0.9
Junction 4C-5	0.0039	3.6	01Jan2000, 01:00	0.7
Junction 4C-6	0.0036	3.3	01Jan2000, 01:00	0.7
Junction 4C-7	0.0033	3	01Jan2000, 01:00	0.6
Junction 4C-8	0.0031	2.8	01Jan2000, 01:00	0.6
Junction 4C-9	0.0029	2.7	01Jan2000, 01:00	0.5
Junction 4D	0.0001	0.1	01Jan2000, 00:33	0
Junction 4E	0.0008	0.8	01Jan2000, 01:03	0.2
Junction 4F	0.0002	0.2	01Jan2000, 00:39	0
Junction 4G	0.0002	0.2	01Jan2000, 00:33	0
Junction 4H	0.0003	0.3	01Jan2000, 01:00	0.1
Junction 4I	0.0009	0.9	01Jan2000, 00:39	0.2
Junction 4J	0.0003	0.3	01Jan2000, 01:00	0.1
Junction 4K	0.0002	0.2	01Jan2000, 01:00	0
Junction 4L	0.0002	0.2	01Jan2000, 01:00	0
Junction 4M	0.0001	0.1	01Jan2000, 00:33	0
Junction 4N	0.0016	1.4	01Jan2000, 01:00	0.3
Junction 5A	0.0123	9.1	01Jan2000, 01:27	2.1
Junction 6A	0.0122	8.9	01Jan2000, 01:27	2
Junction 7A	0.0027	2	01Jan2000, 01:21	0.4
Junction 7B	0.0025	1.8	01Jan2000, 01:24	0.4
Junction 7C	0.0053	4	01Jan2000, 01:18	0.9
Junction 7D	0.001	0.8	01Jan2000, 01:09	0.2
Junction 7E	0.01465	10.4	01Jan2000, 01:24	2.4
Junction 7F	0.00005	0.1	01Jan2000, 00:39	0
Junction 7G	0.00002	0	01Jan2000, 00:39	0
Junction 7H	0.00003	0	01Jan2000, 00:39	0
Junction 8A	0.0005	0.4	01Jan2000, 01:15	0.1
Junction 8B	0.0013	1	01Jan2000, 01:12	0.2
Junction 8C	0.0017	1.2	01Jan2000, 01:15	0.3
Junction 8D	0.0022	1.6	01Jan2000, 01:12	0.4
Junction 8E	0.0033	2.5	01Jan2000, 01:12	0.5
Junction 8F	0.0041	3.1	01Jan2000, 01:12	0.7
Junction 8G	0.0006	0.6	01Jan2000, 01:00	0.1
Junction 9A	0.002	1.8	01Jan2000, 01:09	0.4

Junction 9A-9C	0.0043	6	01Jan2000, 00:42	0.7	Junction 9A-9C	0.0043	3.9	01Jan2000, 01:06	0.8
Junction 9B	0.0015	2	01Jan2000, 00:30	0.2	Junction 9B	0.0015	1.3	01Jan2000, 01:00	0.3
Junction 9B-9D	0.0094	13.1	01Jan2000, 00:39	1.5	Junction 9B-9D	0.0094	8.5	01Jan2000, 01:00	1.8
Junction 9C	0.0033	4.7	01Jan2000, 00:45	0.5	Junction 9C	0.0033	3	01Jan2000, 01:06	0.6
Junction 9D	0.0036	5.7	01Jan2000, 00:30	0.6	Junction 9D	0.0036	3.4	01Jan2000, 01:00	0.7
Junction 9E	0.001	1.3	01Jan2000, 00:39	0.2	Junction 9E	0.001	0.9	01Jan2000, 01:00	0.2
Junction 9E-9C	0.0043	6	01Jan2000, 00:42	0.7	Junction 9E-9C	0.0043	3.9	01Jan2000, 01:06	0.8
Junction 9F	0.0002	0.3	01Jan2000, 00:21	0	Junction 9F	0.0002	0.2	01Jan2000, 00:39	0
Outlet 1	0.016	17.8	01Jan2000, 00:51	2.3	Outlet 1	0.016	12.5	01Jan2000, 01:18	2.8
OUTLET 10	0.0019	2	01Jan2000, 00:57	0.3	OUTLET 10	0.0019	1.5	01Jan2000, 01:15	0.3
OUTLET 11	0.25614	329.4	01Jan2000, 00:45	39.5	OUTLET 11	0.25614	218.3	01Jan2000, 01:09	46.9
OUTLET 2	0.01287	15.1	01Jan2000, 00:36	1.8	OUTLET 2	0.01287	10	01Jan2000, 01:09	2.2
OUTLET 3A	0.0005	0.9	01Jan2000, 00:18	0.1	OUTLET 3A	0.0005	0.5	01Jan2000, 00:36	0.1
OUTLET 3B	0.0005	0.8	01Jan2000, 00:30	0.1	OUTLET 3B	0.0005	0.5	01Jan2000, 00:57	0.1
OUTLET 4	0.0055	8.5	01Jan2000, 00:27	0.9	OUTLET 4	0.0055	5.2	01Jan2000, 00:57	1
OUTLET 5	0.0123	12.6	01Jan2000, 00:54	1.7	OUTLET 5	0.0123	9.1	01Jan2000, 01:24	2.1
OUTLET 6	0.0122	12.5	01Jan2000, 00:51	1.7	OUTLET 6	0.0122	8.9	01Jan2000, 01:24	2
OUTLET 7	0.01465	14.6	01Jan2000, 00:51	2	OUTLET 7	0.01465	10.4	01Jan2000, 01:21	2.4
OUTLET 8A	0.0041	4.8	01Jan2000, 00:45	0.6	OUTLET 8A	0.0041	3.1	01Jan2000, 01:09	0.7
OUTLET 8B	0.0006	0.9	01Jan2000, 00:27	0.1	OUTLET 8B	0.0006	0.6	01Jan2000, 00:57	0.1
OUTLET 9	0.0094	13.1	01Jan2000, 00:36	1.5	OUTLET 9	0.0094	8.5	01Jan2000, 00:57	1.8
1A	0.0041	4.2	01Jan2000, 00:57	0.5	1A	0.0041	2.9	01Jan2000, 01:24	0.6
1B	0.0015	2	01Jan2000, 00:45	0.2	1B	0.0015	1.3	01Jan2000, 01:06	0.3
1C	0.0027	3.6	01Jan2000, 00:42	0.4	1C	0.0027	2.4	01Jan2000, 01:06	0.5
1D	0.0001	0.1	01Jan2000, 00:39	0	1D	0.0001	0.1	01Jan2000, 01:18	0
1E	0.0071	8.8	01Jan2000, 00:45	1.1	1E	0.0071	5.9	01Jan2000, 01:06	1.3
1F	0.0002	0.3	01Jan2000, 00:30	0	1F	0.0002	0.2	01Jan2000, 01:00	0
1G	0.0001	0.2	01Jan2000, 00:30	0	1G	0.0001	0.1	01Jan2000, 00:39	0
1H	0.0002	0.3	01Jan2000, 00:21	0	1H	0.0002	0.2	01Jan2000, 00:39	0
10A	0.0014	1.6	01Jan2000, 01:03	0.2	10A	0.0014	1.1	01Jan2000, 01:30	0.2
10B	0.0001	0.2	01Jan2000, 00:18	0	10B	0.0001	0.1	01Jan2000, 00:33	0
10C	0.0004	0.6	01Jan2000, 00:30	0.1	10C	0.0004	0.4	01Jan2000, 01:00	0.1
11A	0.0013	1.5	01Jan2000, 00:51	0.2	11A	0.0013	1	01Jan2000, 01:18	0.2
11AA	0.0066	9.7	01Jan2000, 00:36	1	11AA	0.0066	6	01Jan2000, 01:03	1.2
11AB	0.0002	0.3	01Jan2000, 00:42	0	11AB	0.0002	0.2	01Jan2000, 01:06	0
11AC	0.001	0.8	01Jan2000, 01:18	0.1	11AC	0.001	0.6	01Jan2000, 01:48	0.2
11AD	0.0003	0.5	01Jan2000, 00:30	0.1	11AD	0.0003	0.3	01Jan2000, 01:00	0.1
11AE	0.0003	0.5	01Jan2000, 00:30	0	11AE	0.0003	0.3	01Jan2000, 01:00	0.1
11AF	0.0005	0.7	01Jan2000, 00:48	0.1	11AF	0.0005	0.5	01Jan2000, 01:09	0.1
11AG	0.00004	0.1	01Jan2000, 00:18	0	11AG	0.00004	0	01Jan2000, 00:33	0
11AH	0.0026	3.6	01Jan2000, 00:54	0.4	11AH	0.0026	2.4	01Jan2000, 01:15	0.5
11AI	0.0384	51	01Jan2000, 00:45	5.8	11AI	0.0384	32.8	01Jan2000, 01:06	6.9
11AJ	0.1146	155	01Jan2000, 00:51	18.5	11AJ	0.1146	102.7	01Jan2000, 01:12	21.9
11AK	0.0432	50.2	01Jan2000, 00:51	6	11AK	0.0432	33.1	01Jan2000, 01:15	7.2
11B	0.0004	0.6	01Jan2000, 00:30	0.1	11B	0.0004	0.4	01Jan2000, 01:00	0.1
11C	0.0084	10.6	01Jan2000, 00:48	1.2	11C	0.0084	6.9	01Jan2000, 01:09	1.5
11D	0.0009	1.3	01Jan2000, 00:30	0.1	11D	0.0009	0.8	01Jan2000, 01:00	0.2
11E	0.0006	0.7	01Jan2000, 00:51	0.1	11E	0.0006	0.5	01Jan2000, 01:15	0.1
11F	0.0032	4	01Jan2000, 00:48	0.5	11F	0.0032	2.6	01Jan2000, 01:12	0.6

11G	0.0004	0.5	01Jan2000, 00:51	0.1
11H	0.0002	0.3	01Jan2000, 00:48	0
11I	0.0002	0.3	01Jan2000, 00:30	0
11J	0.0009	1.1	01Jan2000, 00:51	0.1
11K	0.0002	0.3	01Jan2000, 00:48	0
11L	0.0034	4.2	01Jan2000, 00:48	0.5
11M	0.0012	1.8	01Jan2000, 00:30	0.2
11N	0.0001	0.2	01Jan2000, 00:21	0
11O	0.0032	3.5	01Jan2000, 00:51	0.5
11P	0.0007	0.9	01Jan2000, 00:51	0.1
11Q	0.0029	3.7	01Jan2000, 00:48	0.5
11R	0.0024	3.8	01Jan2000, 00:30	0.4
11S	0.005	5.4	01Jan2000, 00:54	0.8
11T	0.0016	2	01Jan2000, 00:51	0.2
11U	0.0032	5	01Jan2000, 00:30	0.5
11V	0.001	1.5	01Jan2000, 00:39	0.2
11W	0.0016	2.6	01Jan2000, 00:33	0.3
11X	0.001	1.2	01Jan2000, 00:45	0.1
11Y	0.0003	0.5	01Jan2000, 00:30	0.1
11Z	0.0041	6.1	01Jan2000, 00:45	0.7
2A	0.0014	1.9	01Jan2000, 00:45	0.2
2B	0.0069	7.2	01Jan2000, 00:48	0.8
2C	0.0002	0.3	01Jan2000, 00:42	0
2D	0.0001	0.2	01Jan2000, 00:30	0
2E	0.0001	0.2	01Jan2000, 00:30	0
2F	0.0004	0.6	01Jan2000, 00:30	0.1
2G	0.0006	1	01Jan2000, 00:30	0.1
2H	0.0002	0.3	01Jan2000, 00:21	0
2I	0.0002	0.3	01Jan2000, 00:45	0
2J	0.0001	0.2	01Jan2000, 00:33	0
2k	0.0005	0.8	01Jan2000, 00:36	0.1
2L	0.0008	1.2	01Jan2000, 00:42	0.1
2M	0.00004	0.1	01Jan2000, 00:30	0
2N	0.0001	0.2	01Jan2000, 00:30	0
2O	0.0001	0.2	01Jan2000, 00:30	0
2P	0.0003	0.5	01Jan2000, 00:30	0.1
2Q	0.0002	0.3	01Jan2000, 00:21	0
2R	0.00003	0.1	01Jan2000, 00:18	0
2S	0.0002	0.3	01Jan2000, 00:18	0
2T	0.0002	0.3	01Jan2000, 00:18	0
2U	0.0002	0.3	01Jan2000, 00:18	0
3A	0.0005	0.9	01Jan2000, 00:21	0.1
3B	0.0005	0.8	01Jan2000, 00:33	0.1
4A	0.0003	0.5	01Jan2000, 00:30	0
4B	0.0002	0.3	01Jan2000, 00:30	0
4C	0.0001	0.2	01Jan2000, 00:30	0
4D	0.0001	0.2	01Jan2000, 00:18	0
4E	0.0008	1.2	01Jan2000, 00:39	0.1
4F	0.0002	0.3	01Jan2000, 00:21	0

11G	0.0004	0.3	01Jan2000, 01:12	0.1
11H	0.0002	0.2	01Jan2000, 01:09	0
11I	0.0002	0.2	01Jan2000, 01:00	0
11J	0.0009	0.8	01Jan2000, 01:15	0.2
11K	0.0002	0.2	01Jan2000, 01:09	0
11L	0.0034	2.7	01Jan2000, 01:09	0.6
11M	0.0012	1.1	01Jan2000, 01:00	0.2
11N	0.0001	0.1	01Jan2000, 00:39	0
11O	0.0032	2.5	01Jan2000, 01:24	0.6
11P	0.0007	0.6	01Jan2000, 01:15	0.1
11Q	0.0029	2.6	01Jan2000, 01:09	0.6
11R	0.0024	2.3	01Jan2000, 01:00	0.5
11S	0.005	3.9	01Jan2000, 01:24	0.9
11T	0.0016	1.3	01Jan2000, 01:12	0.3
11U	0.0032	3	01Jan2000, 01:00	0.6
11V	0.001	0.9	01Jan2000, 01:03	0.2
11W	0.0016	1.6	01Jan2000, 00:48	0.3
11X	0.001	0.8	01Jan2000, 01:09	0.2
11Y	0.0003	0.3	01Jan2000, 00:39	0.1
11Z	0.0041	3.9	01Jan2000, 01:06	0.8
2A	0.0014	1.2	01Jan2000, 01:09	0.3
2B	0.0069	4.7	01Jan2000, 01:24	1
2C	0.0002	0.2	01Jan2000, 01:06	0
2D	0.0001	0.1	01Jan2000, 00:39	0
2E	0.0001	0.1	01Jan2000, 01:00	0
2F	0.0004	0.4	01Jan2000, 01:00	0.1
2G	0.0006	0.6	01Jan2000, 01:00	0.1
2H	0.0002	0.2	01Jan2000, 00:39	0
2I	0.0002	0.2	01Jan2000, 01:06	0
2J	0.0001	0.1	01Jan2000, 01:00	0
2k	0.0005	0.5	01Jan2000, 01:00	0.1
2L	0.0008	0.8	01Jan2000, 01:03	0.2
2M	0.00004	0	01Jan2000, 01:00	0
2N	0.0001	0.1	01Jan2000, 01:00	0
2O	0.0001	0.1	01Jan2000, 01:00	0
2P	0.0003	0.3	01Jan2000, 01:00	0.1
2Q	0.0002	0.2	01Jan2000, 00:39	0
2R	0.00003	0	01Jan2000, 00:33	0
2S	0.0002	0.2	01Jan2000, 00:33	0
2T	0.0002	0.2	01Jan2000, 00:33	0
2U	0.0002	0.2	01Jan2000, 00:39	0
3A	0.0005	0.5	01Jan2000, 00:39	0.1
3B	0.0005	0.5	01Jan2000, 01:00	0.1
4A	0.0003	0.3	01Jan2000, 01:00	0.1
4B	0.0002	0.2	01Jan2000, 01:00	0
4C	0.0001	0.1	01Jan2000, 01:00	0
4D	0.0001	0.1	01Jan2000, 00:33	0
4E	0.0008	0.8	01Jan2000, 01:03	0.2
4F	0.0002	0.2	01Jan2000, 00:39	0

4G	0.0002	0.3	01Jan2000, 00:18	0	4G	0.0002	0.2	01Jan2000, 00:33	0
4H	0.0003	0.5	01Jan2000, 00:33	0.1	4H	0.0003	0.3	01Jan2000, 01:00	0.1
4I	0.0009	1.5	01Jan2000, 00:21	0.2	4I	0.0009	0.9	01Jan2000, 00:39	0.2
4J	0.0003	0.5	01Jan2000, 00:30	0	4J	0.0003	0.3	01Jan2000, 01:00	0.1
4K	0.0002	0.3	01Jan2000, 00:30	0	4K	0.0002	0.2	01Jan2000, 01:00	0
4L	0.0002	0.3	01Jan2000, 00:30	0	4L	0.0002	0.2	01Jan2000, 01:00	0
4M	0.0001	0.2	01Jan2000, 00:18	0	4M	0.0001	0.1	01Jan2000, 00:33	0
4N	0.0016	2.3	01Jan2000, 00:30	0.2	4N	0.0016	1.4	01Jan2000, 01:00	0.3
5A	0.0123	12.6	01Jan2000, 00:54	1.7	5A	0.0123	9.1	01Jan2000, 01:24	2.1
6A	0.0122	12.6	01Jan2000, 00:54	1.7	6A	0.0122	8.9	01Jan2000, 01:24	2
7A	0.0002	0.3	01Jan2000, 00:30	0	7A	0.0002	0.2	01Jan2000, 01:00	0
7B	0.0025	2.7	01Jan2000, 00:54	0.3	7B	0.0025	1.8	01Jan2000, 01:24	0.4
7C	0.0016	2.1	01Jan2000, 00:39	0.2	7C	0.0016	1.3	01Jan2000, 01:03	0.3
7D	0.001	1.2	01Jan2000, 00:45	0.1	7D	0.001	0.8	01Jan2000, 01:09	0.2
7E	0.0093	8.8	01Jan2000, 00:57	1.3	7E	0.0093	6.5	01Jan2000, 01:27	1.5
7F	0.00002	0	01Jan2000, 00:30	0	7F	0.00002	0	01Jan2000, 00:39	0
7G	0.00002	0	01Jan2000, 00:18	0	7G	0.00002	0	01Jan2000, 00:39	0
7H	0.00001	0	01Jan2000, 00:21	0	7H	0.00001	0	01Jan2000, 00:39	0
8A	0.0005	0.6	01Jan2000, 00:48	0.1	8A	0.0005	0.4	01Jan2000, 01:15	0.1
8B	0.0008	0.9	01Jan2000, 00:48	0.1	8B	0.0008	0.6	01Jan2000, 01:12	0.1
8C	0.0004	0.4	01Jan2000, 00:51	0.1	8C	0.0004	0.3	01Jan2000, 01:21	0.1
8D	0.0005	0.6	01Jan2000, 00:45	0.1	8D	0.0005	0.4	01Jan2000, 01:09	0.1
8E	0.0011	1.3	01Jan2000, 00:48	0.2	8E	0.0011	0.9	01Jan2000, 01:12	0.2
8F	0.0008	0.9	01Jan2000, 00:51	0.1	8F	0.0008	0.6	01Jan2000, 01:18	0.1
8G	0.0006	0.9	01Jan2000, 00:30	0.1	8G	0.0006	0.6	01Jan2000, 01:00	0.1
9A	0.002	2.8	01Jan2000, 00:48	0.3	9A	0.002	1.8	01Jan2000, 01:09	0.4
9B	0.0015	2	01Jan2000, 00:30	0.2	9B	0.0015	1.3	01Jan2000, 01:00	0.3
9C	0.0013	1.9	01Jan2000, 00:39	0.2	9C	0.0013	1.2	01Jan2000, 01:03	0.3
9D	0.0036	5.7	01Jan2000, 00:30	0.6	9D	0.0036	3.4	01Jan2000, 01:00	0.7
9E	0.0008	1	01Jan2000, 00:42	0.1	9E	0.0008	0.7	01Jan2000, 01:06	0.1
9F	0.0002	0.3	01Jan2000, 00:21	0	9F	0.0002	0.2	01Jan2000, 00:39	0

10YR12HR				
Hydrologic Element	Drainage Area (MI2)	Peak Discharge (CFS)	Time of Peak	Volume (AC-FT)
DEP 1C	0.0027	1.4	01Jan2000, 05:03	0.6
DEP 1E	0.0071	3.4	01Jan2000, 05:09	1.5
DEP 11O	0.0032	1.5	01Jan2000, 05:03	0.7
DEP 11Q	0.0029	1.5	01Jan2000, 05:03	0.7
DEP 11S	0.005	2.4	01Jan2000, 05:06	1.1
DEP 5A	0.0123	5.7	01Jan2000, 05:06	2.5
DEP 6A	0.0122	5.6	01Jan2000, 05:06	2.4
DEP 7E	0.0093	4.2	01Jan2000, 05:09	1.8
Junction ML1	0.0017	0.8	01Jan2000, 05:00	0.4
Junction ML2	0.0097	4.7	01Jan2000, 05:00	2
Junction ML3	0.0105	5.1	01Jan2000, 05:00	2.2
Junction ML4	0.0158	7.8	01Jan2000, 05:00	3.4
Junction ML5	0.2514	123.8	01Jan2000, 05:00	54.2
Junction ML6	0.2527	124.4	01Jan2000, 05:00	54.5
Junction ML7	0.2535	124.8	01Jan2000, 05:00	54.6
Junction ML8	0.25614	126.2	01Jan2000, 05:00	55.3
Junction Q4	0.00844	3.8	01Jan2000, 05:00	1.6
Junction 2C-6	0.0005	0.3	01Jan2000, 05:00	0.1
Junction 1A	0.016	7.6	01Jan2000, 05:06	3.3
Junction 1B	0.0015	0.7	01Jan2000, 05:03	0.3
Junction 1C	0.0042	2.1	01Jan2000, 05:03	0.9
Junction 1D	0.0043	2.1	01Jan2000, 05:00	0.9
Junction 1E	0.0114	5.5	01Jan2000, 05:06	2.4
Junction 1F	0.0005	0.3	01Jan2000, 05:00	0.1
Junction 1G	0.0003	0.2	01Jan2000, 05:00	0.1
Junction 1H	0.0002	0.1	01Jan2000, 05:00	0
Junction 10A	0.0014	0.7	01Jan2000, 05:12	0.3
Junction 10B	0.0015	0.7	01Jan2000, 05:12	0.3
Junction 10C	0.0019	0.9	01Jan2000, 05:00	0.4
Junction 11A	0.0013	0.6	01Jan2000, 05:06	0.3
Junction 11AA	0.0066	3.3	01Jan2000, 05:00	1.5
Junction 11AB	0.0002	0.1	01Jan2000, 05:03	0
Junction 11AC	0.001	0.4	01Jan2000, 05:30	0.2
Junction 11AD	0.0003	0.2	01Jan2000, 05:00	0.1
Junction 11AE	0.0003	0.2	01Jan2000, 05:00	0.1
Junction 11AF	0.0005	0.3	01Jan2000, 05:03	0.1
Junction 11AG	0.00004	0	01Jan2000, 04:54	0
Junction 11AH	0.00264	1.4	01Jan2000, 05:06	0.6
Junction 11AI	0.1962	96.8	01Jan2000, 05:03	42.3
Junction 11AJ	0.1578	78	01Jan2000, 05:06	34.2
Junction 11AK	0.0432	20.2	01Jan2000, 05:03	8.5
Junction 11B	0.0004	0.2	01Jan2000, 05:00	0.1
Junction 11C	0.0084	4.1	01Jan2000, 05:03	1.7
Junction 11D	0.0099	4.8	01Jan2000, 05:00	2.1
Junction 11E	0.0006	0.3	01Jan2000, 05:06	0.1

10YR120HR				
Hydrologic Element	Drainage Area (MI2)	Peak Discharge (CFS)	Time of Peak	Volume (AC-FT)
DEP 1C	0.0027	0.3	05Jan2000, 09:00	0.9
DEP 1E	0.0071	0.7	05Jan2000, 09:00	2.3
DEP 11O	0.0032	0.3	05Jan2000, 09:00	1
DEP 11Q	0.0029	0.3	05Jan2000, 09:00	1
DEP 11S	0.005	0.5	05Jan2000, 09:00	1.6
DEP 5A	0.0123	1.1	05Jan2000, 09:00	3.9
DEP 6A	0.0122	1.1	05Jan2000, 09:00	3.8
DEP 7E	0.0093	0.9	05Jan2000, 09:00	2.9
Junction ML1	0.0017	0.2	05Jan2000, 09:00	0.5
Junction ML2	0.0097	0.9	05Jan2000, 09:00	3.1
Junction ML3	0.0105	1	05Jan2000, 09:00	3.4
Junction ML4	0.0158	1.5	05Jan2000, 09:00	5.2
Junction ML5	0.2514	23.6	05Jan2000, 09:00	83.3
Junction ML6	0.2527	23.8	05Jan2000, 09:00	83.7
Junction ML7	0.2535	23.8	05Jan2000, 09:00	84
Junction ML8	0.25614	24.1	05Jan2000, 09:00	84.9
Junction Q4	0.00844	0.8	05Jan2000, 09:00	2.5
Junction 2C-6	0.0005	0	05Jan2000, 09:00	0.2
Junction 1A	0.016	1.5	05Jan2000, 09:00	5.2
Junction 1B	0.0015	0.1	05Jan2000, 09:00	0.5
Junction 1C	0.0042	0.4	05Jan2000, 09:00	1.4
Junction 1D	0.0043	0.4	05Jan2000, 09:00	1.4
Junction 1E	0.0114	1.1	05Jan2000, 09:00	3.8
Junction 1F	0.0005	0	05Jan2000, 09:00	0.2
Junction 1G	0.0003	0	05Jan2000, 09:00	0.1
Junction 1H	0.0002	0	05Jan2000, 09:00	0.1
Junction 10A	0.0014	0.1	05Jan2000, 09:00	0.5
Junction 10B	0.0015	0.1	05Jan2000, 09:00	0.5
Junction 10C	0.0019	0.2	05Jan2000, 09:00	0.6
Junction 11A	0.0013	0.1	05Jan2000, 09:00	0.4
Junction 11AA	0.0066	0.6	05Jan2000, 09:00	2.2
Junction 11AB	0.0002	0	05Jan2000, 09:00	0.1
Junction 11AC	0.001	0.1	05Jan2000, 09:03	0.3
Junction 11AD	0.0003	0	05Jan2000, 09:00	0.1
Junction 11AE	0.0003	0	05Jan2000, 09:00	0.1
Junction 11AF	0.0005	0	05Jan2000, 09:00	0.2
Junction 11AG	0.00004	0	05Jan2000, 06:12	0
Junction 11AH	0.00264	0.3	05Jan2000, 09:00	0.9
Junction 11AI	0.1962	18.5	05Jan2000, 09:00	65.1
Junction 11AJ	0.1578	14.9	05Jan2000, 09:00	52.5
Junction 11AK	0.0432	4	05Jan2000, 09:00	13.5
Junction 11B	0.0004	0	05Jan2000, 09:00	0.1
Junction 11C	0.0084	0.8	05Jan2000, 09:00	2.7
Junction 11D	0.0099	0.9	05Jan2000, 09:00	3.2
Junction 11E	0.0006	0.1	05Jan2000, 09:00	0.2

Junction 11F	0.0034	1.6	01Jan2000, 05:00	0.7
Junction 11G	0.0004	0.2	01Jan2000, 05:06	0.1
Junction 11H	0.0002	0.1	01Jan2000, 05:03	0
Junction 11I	0.0002	0.1	01Jan2000, 05:00	0
Junction 11J	0.0009	0.4	01Jan2000, 05:06	0.2
Junction 11K	0.0116	5.6	01Jan2000, 05:00	2.4
Junction 11L	0.0034	1.6	01Jan2000, 05:03	0.7
Junction 11M	0.0012	0.6	01Jan2000, 05:00	0.3
Junction 11N	0.0001	0.1	01Jan2000, 04:54	0
Junction 11O	0.0032	1.5	01Jan2000, 05:03	0.7
Junction 11P	0.0007	0.3	01Jan2000, 05:06	0.1
Junction 11Q	0.0029	1.5	01Jan2000, 05:03	0.7
Junction 11R	0.0024	1.2	01Jan2000, 05:00	0.5
Junction 11S	0.0082	3.9	01Jan2000, 05:06	1.7
Junction 11T	0.0098	4.7	01Jan2000, 05:06	2.1
Junction 11U	0.0032	1.6	01Jan2000, 05:00	0.7
Junction 11V	0.001	0.5	01Jan2000, 05:00	0.2
Junction 11W	0.0016	0.8	01Jan2000, 05:00	0.4
Junction 11X	0.001	0.5	01Jan2000, 05:03	0.2
Junction 11Y	0.0003	0.2	01Jan2000, 05:00	0.1
Junction 11Z	0.2003	98.9	01Jan2000, 05:03	43.3
Junction 11-C1	0.0105	5.1	01Jan2000, 05:00	2.2
Junction 11-C2	0.0013	0.7	01Jan2000, 05:00	0.3
Junction 11-C3	0.2032	100.4	01Jan2000, 05:03	43.9
Junction 11-C4	0.2148	106	01Jan2000, 05:03	46.4
Junction 11-C5	0.2224	109.8	01Jan2000, 05:03	48
Junction 2A	0.0014	0.7	01Jan2000, 05:03	0.3
Junction 2B	0.0069	3	01Jan2000, 05:03	1.2
Junction 2C	0.00714	3.1	01Jan2000, 05:03	1.3
Junction 2C-1	0.00734	3.2	01Jan2000, 05:00	1.3
Junction 2C-2	0.00754	3.3	01Jan2000, 05:00	1.4
Junction 2C-3	0.00794	3.5	01Jan2000, 05:00	1.5
Junction 2C-4	0.00927	4.2	01Jan2000, 05:00	1.8
Junction 2C-5	0.00977	4.5	01Jan2000, 05:00	1.9
Junction 2C-7	0.00997	4.6	01Jan2000, 05:00	1.9
Junction 2C-8	0.01047	4.9	01Jan2000, 05:00	2.1
Junction 2C-9	0.01287	6.1	01Jan2000, 05:00	2.6
Junction 2D	0.0001	0.1	01Jan2000, 05:00	0
Junction 2E	0.0001	0.1	01Jan2000, 05:00	0
Junction 2F	0.0004	0.2	01Jan2000, 05:00	0.1
Junction 2G	0.0006	0.3	01Jan2000, 05:00	0.1
Junction 2H	0.0002	0.1	01Jan2000, 05:00	0
Junction 2I	0.0002	0.1	01Jan2000, 05:03	0
Junction 2J	0.0001	0.1	01Jan2000, 05:00	0
Junction 2K	0.0005	0.3	01Jan2000, 05:00	0.1
Junction 2L	0.0022	1.1	01Jan2000, 05:03	0.5
Junction 2M	0.00004	0	01Jan2000, 05:00	0
Junction 2N	0.0001	0.1	01Jan2000, 05:00	0
Junction 2O	0.0001	0.1	01Jan2000, 05:00	0

Junction 11F	0.0034	0.3	05Jan2000, 09:00	1.1
Junction 11G	0.0004	0	05Jan2000, 09:00	0.1
Junction 11H	0.0002	0	05Jan2000, 09:00	0.1
Junction 11I	0.0002	0	05Jan2000, 09:00	0.1
Junction 11J	0.0009	0.1	05Jan2000, 09:00	0.3
Junction 11K	0.0116	1.1	05Jan2000, 09:00	3.8
Junction 11L	0.0034	0.3	05Jan2000, 09:00	1.1
Junction 11M	0.0012	0.1	05Jan2000, 09:00	0.4
Junction 11N	0.0001	0	05Jan2000, 06:36	0
Junction 11O	0.0032	0.3	05Jan2000, 09:00	1
Junction 11P	0.0007	0.1	05Jan2000, 09:00	0.2
Junction 11Q	0.0029	0.3	05Jan2000, 09:00	1
Junction 11R	0.0024	0.2	05Jan2000, 09:00	0.8
Junction 11S	0.0082	0.8	05Jan2000, 09:00	2.7
Junction 11T	0.0098	0.9	05Jan2000, 09:00	3.2
Junction 11U	0.0032	0.3	05Jan2000, 09:00	1.1
Junction 11V	0.001	0.1	05Jan2000, 09:00	0.3
Junction 11W	0.0016	0.2	05Jan2000, 09:00	0.6
Junction 11X	0.001	0.1	05Jan2000, 09:00	0.3
Junction 11Y	0.0003	0	05Jan2000, 09:00	0.1
Junction 11Z	0.2003	18.8	05Jan2000, 09:00	66.5
Junction 11-C1	0.0105	1	05Jan2000, 09:00	3.4
Junction 11-C2	0.0013	0.1	05Jan2000, 09:00	0.4
Junction 11-C3	0.2032	19.1	05Jan2000, 09:00	67.5
Junction 11-C4	0.2148	20.2	05Jan2000, 09:00	71.3
Junction 11-C5	0.2224	20.9	05Jan2000, 09:00	73.8
Junction 2A	0.0014	0.1	05Jan2000, 09:00	0.5
Junction 2B	0.0069	0.6	05Jan2000, 09:00	2
Junction 2C	0.00714	0.7	05Jan2000, 09:00	2.1
Junction 2C-1	0.00734	0.7	05Jan2000, 09:00	2.2
Junction 2C-2	0.00754	0.7	05Jan2000, 09:00	2.2
Junction 2C-3	0.00794	0.7	05Jan2000, 09:00	2.4
Junction 2C-4	0.00927	0.9	05Jan2000, 09:00	2.8
Junction 2C-5	0.00977	0.9	05Jan2000, 09:00	3
Junction 2C-7	0.00997	0.9	05Jan2000, 09:00	3.1
Junction 2C-8	0.01047	1	05Jan2000, 09:00	3.3
Junction 2C-9	0.01287	1.2	05Jan2000, 09:00	4.1
Junction 2D	0.0001	0	05Jan2000, 09:00	0
Junction 2E	0.0001	0	05Jan2000, 09:00	0
Junction 2F	0.0004	0	05Jan2000, 09:00	0.1
Junction 2G	0.0006	0.1	05Jan2000, 09:00	0.2
Junction 2H	0.0002	0	05Jan2000, 09:00	0.1
Junction 2I	0.0002	0	05Jan2000, 09:00	0.1
Junction 2J	0.0001	0	05Jan2000, 09:00	0
Junction 2K	0.0005	0	05Jan2000, 09:00	0.2
Junction 2L	0.0022	0.2	05Jan2000, 09:00	0.7
Junction 2M	0.00004	0	05Jan2000, 09:00	0
Junction 2N	0.0001	0	05Jan2000, 09:00	0
Junction 2O	0.0001	0	05Jan2000, 09:00	0

Junction 2P	0.00824	3.7	01Jan2000, 05:00	1.5
Junction 2Q	0.0002	0.1	01Jan2000, 05:00	0
Junction 2R	0.00907	4.1	01Jan2000, 05:00	1.7
Junction 2S	0.0002	0.1	01Jan2000, 04:54	0
Junction 2T	0.0002	0.1	01Jan2000, 04:54	0
Junction 2U	0.0002	0.1	01Jan2000, 05:00	0
Junction 4A	0.0003	0.2	01Jan2000, 05:00	0.1
Junction 4B	0.0002	0.1	01Jan2000, 05:00	0
Junction 4C	0.0001	0.1	01Jan2000, 05:00	0
Junction 4C-1	0.0055	2.8	01Jan2000, 05:00	1.2
Junction 4C-10	0.0026	1.3	01Jan2000, 05:00	0.6
Junction 4C-11	0.0024	1.2	01Jan2000, 05:00	0.5
Junction 4C-2	0.0053	2.7	01Jan2000, 05:00	1.2
Junction 4C-3	0.0051	2.6	01Jan2000, 05:00	1.1
Junction 4C-4	0.0048	2.4	01Jan2000, 05:00	1.1
Junction 4C-5	0.0039	2	01Jan2000, 05:00	0.9
Junction 4C-6	0.0036	1.8	01Jan2000, 05:00	0.8
Junction 4C-7	0.0033	1.7	01Jan2000, 05:00	0.7
Junction 4C-8	0.0031	1.6	01Jan2000, 05:00	0.7
Junction 4C-9	0.0029	1.5	01Jan2000, 05:00	0.6
Junction 4D	0.0001	0.1	01Jan2000, 04:54	0
Junction 4E	0.0008	0.4	01Jan2000, 05:00	0.2
Junction 4F	0.0002	0.1	01Jan2000, 05:00	0
Junction 4G	0.0002	0.1	01Jan2000, 04:54	0
Junction 4H	0.0003	0.2	01Jan2000, 05:00	0.1
Junction 4I	0.0009	0.5	01Jan2000, 05:00	0.2
Junction 4J	0.0003	0.1	01Jan2000, 05:00	0.1
Junction 4K	0.0002	0.1	01Jan2000, 05:00	0
Junction 4L	0.0002	0.1	01Jan2000, 05:00	0
Junction 4M	0.0001	0.1	01Jan2000, 04:54	0
Junction 4N	0.0016	0.8	01Jan2000, 05:00	0.3
Junction 5A	0.0123	5.7	01Jan2000, 05:06	2.5
Junction 6A	0.0122	5.6	01Jan2000, 05:06	2.4
Junction 7A	0.0027	1.2	01Jan2000, 05:00	0.5
Junction 7B	0.0025	1.1	01Jan2000, 05:06	0.5
Junction 7C	0.0053	2.5	01Jan2000, 05:00	1.1
Junction 7D	0.001	0.5	01Jan2000, 05:03	0.2
Junction 7E	0.01465	6.7	01Jan2000, 05:06	2.9
Junction 7F	0.00005	0	01Jan2000, 05:00	0
Junction 7G	0.00002	0	01Jan2000, 05:00	0
Junction 7H	0.00003	0	01Jan2000, 05:00	0
Junction 8A	0.0005	0.2	01Jan2000, 05:03	0.1
Junction 8B	0.0013	0.6	01Jan2000, 05:03	0.2
Junction 8C	0.0017	0.8	01Jan2000, 05:03	0.3
Junction 8D	0.0022	1	01Jan2000, 05:03	0.4
Junction 8E	0.0033	1.5	01Jan2000, 05:03	0.6
Junction 8F	0.0041	1.9	01Jan2000, 05:03	0.8
Junction 8G	0.0006	0.3	01Jan2000, 05:00	0.1
Junction 9A	0.002	1	01Jan2000, 05:03	0.4

Junction 2P	0.00824	0.8	05Jan2000, 09:00	2.5
Junction 2Q	0.0002	0	05Jan2000, 09:00	0.1
Junction 2R	0.00907	0.8	05Jan2000, 09:00	2.8
Junction 2S	0.0002	0	05Jan2000, 06:12	0.1
Junction 2T	0.0002	0	05Jan2000, 06:12	0.1
Junction 2U	0.0002	0	05Jan2000, 09:00	0.1
Junction 4A	0.0003	0	05Jan2000, 09:00	0.1
Junction 4B	0.0002	0	05Jan2000, 09:00	0.1
Junction 4C	0.0001	0	05Jan2000, 09:00	0
Junction 4C-1	0.0055	0.5	05Jan2000, 09:00	1.9
Junction 4C-10	0.0026	0.2	05Jan2000, 09:00	0.9
Junction 4C-11	0.0024	0.2	05Jan2000, 09:00	0.8
Junction 4C-2	0.0053	0.5	05Jan2000, 09:00	1.8
Junction 4C-3	0.0051	0.5	05Jan2000, 09:00	1.7
Junction 4C-4	0.0048	0.5	05Jan2000, 09:00	1.6
Junction 4C-5	0.0039	0.4	05Jan2000, 09:00	1.3
Junction 4C-6	0.0036	0.3	05Jan2000, 09:00	1.2
Junction 4C-7	0.0033	0.3	05Jan2000, 09:00	1.1
Junction 4C-8	0.0031	0.3	05Jan2000, 09:00	1
Junction 4C-9	0.0029	0.3	05Jan2000, 09:00	1
Junction 4D	0.0001	0	05Jan2000, 06:12	0
Junction 4E	0.0008	0.1	05Jan2000, 09:00	0.3
Junction 4F	0.0002	0	05Jan2000, 09:00	0.1
Junction 4G	0.0002	0	05Jan2000, 06:12	0.1
Junction 4H	0.0003	0	05Jan2000, 09:00	0.1
Junction 4I	0.0009	0.1	05Jan2000, 09:00	0.3
Junction 4J	0.0003	0	05Jan2000, 09:00	0.1
Junction 4K	0.0002	0	05Jan2000, 09:00	0.1
Junction 4L	0.0002	0	05Jan2000, 09:00	0.1
Junction 4M	0.0001	0	05Jan2000, 06:12	0
Junction 4N	0.0016	0.2	05Jan2000, 09:00	0.5
Junction 5A	0.0123	1.1	05Jan2000, 09:00	3.9
Junction 6A	0.0122	1.1	05Jan2000, 09:00	3.8
Junction 7A	0.0027	0.2	05Jan2000, 09:00	0.8
Junction 7B	0.0025	0.2	05Jan2000, 09:00	0.8
Junction 7C	0.0053	0.5	05Jan2000, 09:00	1.7
Junction 7D	0.001	0.1	05Jan2000, 09:00	0.3
Junction 7E	0.01465	1.4	05Jan2000, 09:00	4.5
Junction 7F	0.00005	0	05Jan2000, 09:00	0
Junction 7G	0.00002	0	05Jan2000, 09:00	0
Junction 7H	0.00003	0	05Jan2000, 09:00	0
Junction 8A	0.0005	0	05Jan2000, 09:00	0.2
Junction 8B	0.0013	0.1	05Jan2000, 09:00	0.4
Junction 8C	0.0017	0.2	05Jan2000, 09:00	0.5
Junction 8D	0.0022	0.2	05Jan2000, 09:00	0.7
Junction 8E	0.0033	0.3	05Jan2000, 09:00	1
Junction 8F	0.0041	0.4	05Jan2000, 09:00	1.3
Junction 8G	0.0006	0.1	05Jan2000, 09:00	0.2
Junction 9A	0.002	0.2	05Jan2000, 09:00	0.7

Junction 9A-9C	0.0043	2.2	01Jan2000, 05:00	1	Junction 9A-9C	0.0043	0.4	05Jan2000, 09:00	1.5
Junction 9B	0.0015	0.7	01Jan2000, 05:00	0.3	Junction 9B	0.0015	0.1	05Jan2000, 09:00	0.5
Junction 9B-9D	0.0094	4.7	01Jan2000, 05:00	2.1	Junction 9B-9D	0.0094	0.9	05Jan2000, 09:00	3.2
Junction 9C	0.0033	1.7	01Jan2000, 05:03	0.7	Junction 9C	0.0033	0.3	05Jan2000, 09:00	1.1
Junction 9D	0.0036	1.8	01Jan2000, 05:00	0.8	Junction 9D	0.0036	0.3	05Jan2000, 09:00	1.2
Junction 9E	0.001	0.5	01Jan2000, 05:00	0.2	Junction 9E	0.001	0.1	05Jan2000, 09:00	0.3
Junction 9E-9C	0.0043	2.2	01Jan2000, 05:00	1	Junction 9E-9C	0.0043	0.4	05Jan2000, 09:00	1.5
Junction 9F	0.0002	0.1	01Jan2000, 05:00	0	Junction 9F	0.0002	0	05Jan2000, 09:00	0.1
Outlet 1	0.016	7.6	01Jan2000, 05:03	3.3	Outlet 1	0.016	1.5	05Jan2000, 08:57	5.2
OUTLET 10	0.0019	0.9	01Jan2000, 04:57	0.4	OUTLET 10	0.0019	0.2	05Jan2000, 08:57	0.6
OUTLET 11	0.25614	126.2	01Jan2000, 04:57	55.3	OUTLET 11	0.25614	24.1	05Jan2000, 08:57	84.9
OUTLET 2	0.01287	6.1	01Jan2000, 04:57	2.6	OUTLET 2	0.01287	1.2	05Jan2000, 08:57	4.1
OUTLET 3A	0.0005	0.3	01Jan2000, 04:57	0.1	OUTLET 3A	0.0005	0	05Jan2000, 08:57	0.2
OUTLET 3B	0.0005	0.3	01Jan2000, 04:57	0.1	OUTLET 3B	0.0005	0	05Jan2000, 08:57	0.2
OUTLET 4	0.0055	2.8	01Jan2000, 04:57	1.2	OUTLET 4	0.0055	0.5	05Jan2000, 08:57	1.9
OUTLET 5	0.0123	5.7	01Jan2000, 05:03	2.5	OUTLET 5	0.0123	1.1	05Jan2000, 08:57	3.9
OUTLET 6	0.0122	5.6	01Jan2000, 05:03	2.4	OUTLET 6	0.0122	1.1	05Jan2000, 08:57	3.8
OUTLET 7	0.01465	6.7	01Jan2000, 05:03	2.9	OUTLET 7	0.01465	1.4	05Jan2000, 08:57	4.5
OUTLET 8A	0.0041	1.9	01Jan2000, 05:00	0.8	OUTLET 8A	0.0041	0.4	05Jan2000, 08:57	1.3
OUTLET 8B	0.0006	0.3	01Jan2000, 04:57	0.1	OUTLET 8B	0.0006	0.1	05Jan2000, 08:57	0.2
OUTLET 9	0.0094	4.7	01Jan2000, 04:57	2.1	OUTLET 9	0.0094	0.9	05Jan2000, 08:57	3.2
1A	0.0041	1.8	01Jan2000, 05:09	0.8	1A	0.0041	0.4	05Jan2000, 09:00	1.2
1B	0.0015	0.7	01Jan2000, 05:03	0.3	1B	0.0015	0.1	05Jan2000, 09:00	0.5
1C	0.0027	1.4	01Jan2000, 05:00	0.6	1C	0.0027	0.3	05Jan2000, 09:00	0.9
1D	0.0001	0	01Jan2000, 05:00	0	1D	0.0001	0	05Jan2000, 09:00	0
1E	0.0071	3.5	01Jan2000, 05:03	1.5	1E	0.0071	0.7	05Jan2000, 09:00	2.3
1F	0.0002	0.1	01Jan2000, 05:00	0	1F	0.0002	0	05Jan2000, 09:00	0.1
1G	0.0001	0.1	01Jan2000, 05:00	0	1G	0.0001	0	05Jan2000, 09:00	0
1H	0.0002	0.1	01Jan2000, 05:00	0	1H	0.0002	0	05Jan2000, 09:00	0.1
10A	0.0014	0.7	01Jan2000, 05:12	0.3	10A	0.0014	0.1	05Jan2000, 09:00	0.5
10B	0.0001	0.1	01Jan2000, 04:54	0	10B	0.0001	0	05Jan2000, 06:12	0
10C	0.0004	0.2	01Jan2000, 05:00	0.1	10C	0.0004	0	05Jan2000, 09:00	0.1
11A	0.0013	0.6	01Jan2000, 05:06	0.3	11A	0.0013	0.1	05Jan2000, 09:00	0.4
11AA	0.0066	3.3	01Jan2000, 05:00	1.5	11AA	0.0066	0.6	05Jan2000, 09:00	2.2
11AB	0.0002	0.1	01Jan2000, 05:03	0	11AB	0.0002	0	05Jan2000, 09:00	0.1
11AC	0.001	0.4	01Jan2000, 05:30	0.2	11AC	0.001	0.1	05Jan2000, 09:03	0.3
11AD	0.0003	0.2	01Jan2000, 05:00	0.1	11AD	0.0003	0	05Jan2000, 09:00	0.1
11AE	0.0003	0.2	01Jan2000, 05:00	0.1	11AE	0.0003	0	05Jan2000, 09:00	0.1
11AF	0.0005	0.3	01Jan2000, 05:03	0.1	11AF	0.0005	0	05Jan2000, 09:00	0.2
11AG	0.00004	0	01Jan2000, 04:54	0	11AG	0.00004	0	05Jan2000, 06:12	0
11AH	0.0026	1.3	01Jan2000, 05:06	0.6	11AH	0.0026	0.2	05Jan2000, 09:00	0.9
11AI	0.0384	18.9	01Jan2000, 05:03	8.1	11AI	0.0384	3.6	05Jan2000, 09:00	12.6
11AJ	0.1146	57.8	01Jan2000, 05:06	25.6	11AJ	0.1146	10.8	05Jan2000, 09:00	39
11AK	0.0432	20.2	01Jan2000, 05:03	8.5	11AK	0.0432	4	05Jan2000, 09:00	13.5
11B	0.0004	0.2	01Jan2000, 05:00	0.1	11B	0.0004	0	05Jan2000, 09:00	0.1
11C	0.0084	4.1	01Jan2000, 05:03	1.7	11C	0.0084	0.8	05Jan2000, 09:00	2.7
11D	0.0009	0.4	01Jan2000, 05:00	0.2	11D	0.0009	0.1	05Jan2000, 09:00	0.3
11E	0.0006	0.3	01Jan2000, 05:06	0.1	11E	0.0006	0.1	05Jan2000, 09:00	0.2
11F	0.0032	1.5	01Jan2000, 05:03	0.7	11F	0.0032	0.3	05Jan2000, 09:00	1

11G	0.0004	0.2	01Jan2000, 05:06	0.1	11G	0.0004	0	05Jan2000, 09:00	0.1
11H	0.0002	0.1	01Jan2000, 05:03	0	11H	0.0002	0	05Jan2000, 09:00	0.1
11I	0.0002	0.1	01Jan2000, 05:00	0	11I	0.0002	0	05Jan2000, 09:00	0.1
11J	0.0009	0.4	01Jan2000, 05:06	0.2	11J	0.0009	0.1	05Jan2000, 09:00	0.3
11K	0.0002	0.1	01Jan2000, 05:03	0	11K	0.0002	0	05Jan2000, 09:00	0.1
11L	0.0034	1.6	01Jan2000, 05:03	0.7	11L	0.0034	0.3	05Jan2000, 09:00	1.1
11M	0.0012	0.6	01Jan2000, 05:00	0.3	11M	0.0012	0.1	05Jan2000, 09:00	0.4
11N	0.0001	0.1	01Jan2000, 04:54	0	11N	0.0001	0	05Jan2000, 06:36	0
11O	0.0032	1.5	01Jan2000, 05:03	0.7	11O	0.0032	0.3	05Jan2000, 09:00	1
11P	0.0007	0.3	01Jan2000, 05:06	0.1	11P	0.0007	0.1	05Jan2000, 09:00	0.2
11Q	0.0029	1.5	01Jan2000, 05:03	0.7	11Q	0.0029	0.3	05Jan2000, 09:00	1
11R	0.0024	1.2	01Jan2000, 05:00	0.5	11R	0.0024	0.2	05Jan2000, 09:00	0.8
11S	0.005	2.4	01Jan2000, 05:06	1.1	11S	0.005	0.5	05Jan2000, 09:00	1.6
11T	0.0016	0.8	01Jan2000, 05:06	0.3	11T	0.0016	0.2	05Jan2000, 09:00	0.5
11U	0.0032	1.6	01Jan2000, 05:00	0.7	11U	0.0032	0.3	05Jan2000, 09:00	1.1
11V	0.001	0.5	01Jan2000, 05:00	0.2	11V	0.001	0.1	05Jan2000, 09:00	0.3
11W	0.0016	0.8	01Jan2000, 05:00	0.4	11W	0.0016	0.2	05Jan2000, 09:00	0.6
11X	0.001	0.5	01Jan2000, 05:03	0.2	11X	0.001	0.1	05Jan2000, 09:00	0.3
11Y	0.0003	0.2	01Jan2000, 05:00	0.1	11Y	0.0003	0	05Jan2000, 09:00	0.1
11Z	0.0041	2.1	01Jan2000, 05:03	0.9	11Z	0.0041	0.4	05Jan2000, 09:00	1.4
2A	0.0014	0.7	01Jan2000, 05:03	0.3	2A	0.0014	0.1	05Jan2000, 09:00	0.5
2B	0.0069	3	01Jan2000, 05:03	1.2	2B	0.0069	0.6	05Jan2000, 09:00	2
2C	0.0002	0.1	01Jan2000, 05:00	0	2C	0.0002	0	05Jan2000, 09:00	0.1
2D	0.0001	0.1	01Jan2000, 05:00	0	2D	0.0001	0	05Jan2000, 09:00	0
2E	0.0001	0.1	01Jan2000, 05:00	0	2E	0.0001	0	05Jan2000, 09:00	0
2F	0.0004	0.2	01Jan2000, 05:00	0.1	2F	0.0004	0	05Jan2000, 09:00	0.1
2G	0.0006	0.3	01Jan2000, 05:00	0.1	2G	0.0006	0.1	05Jan2000, 09:00	0.2
2H	0.0002	0.1	01Jan2000, 05:00	0	2H	0.0002	0	05Jan2000, 09:00	0.1
2I	0.0002	0.1	01Jan2000, 05:03	0	2I	0.0002	0	05Jan2000, 09:00	0.1
2J	0.0001	0.1	01Jan2000, 05:00	0	2J	0.0001	0	05Jan2000, 09:00	0
2k	0.0005	0.3	01Jan2000, 05:00	0.1	2k	0.0005	0	05Jan2000, 09:00	0.2
2L	0.0008	0.4	01Jan2000, 05:00	0.2	2L	0.0008	0.1	05Jan2000, 09:00	0.3
2M	0.00004	0	01Jan2000, 05:00	0	2M	0.00004	0	05Jan2000, 09:00	0
2N	0.0001	0.1	01Jan2000, 05:00	0	2N	0.0001	0	05Jan2000, 09:00	0
2O	0.0001	0.1	01Jan2000, 05:00	0	2O	0.0001	0	05Jan2000, 09:00	0
2P	0.0003	0.2	01Jan2000, 05:00	0.1	2P	0.0003	0	05Jan2000, 09:00	0.1
2Q	0.0002	0.1	01Jan2000, 05:00	0	2Q	0.0002	0	05Jan2000, 09:00	0.1
2R	0.00003	0	01Jan2000, 04:54	0	2R	0.00003	0	05Jan2000, 06:12	0
2S	0.0002	0.1	01Jan2000, 04:54	0	2S	0.0002	0	05Jan2000, 06:12	0.1
2T	0.0002	0.1	01Jan2000, 04:54	0	2T	0.0002	0	05Jan2000, 06:12	0.1
2U	0.0002	0.1	01Jan2000, 05:00	0	2U	0.0002	0	05Jan2000, 09:00	0.1
3A	0.0005	0.3	01Jan2000, 05:00	0.1	3A	0.0005	0	05Jan2000, 09:00	0.2
3B	0.0005	0.3	01Jan2000, 05:00	0.1	3B	0.0005	0	05Jan2000, 09:00	0.2
4A	0.0003	0.2	01Jan2000, 05:00	0.1	4A	0.0003	0	05Jan2000, 09:00	0.1
4B	0.0002	0.1	01Jan2000, 05:00	0	4B	0.0002	0	05Jan2000, 09:00	0.1
4C	0.0001	0.1	01Jan2000, 05:00	0	4C	0.0001	0	05Jan2000, 09:00	0
4D	0.0001	0.1	01Jan2000, 04:54	0	4D	0.0001	0	05Jan2000, 06:12	0
4E	0.0008	0.4	01Jan2000, 05:00	0.2	4E	0.0008	0.1	05Jan2000, 09:00	0.3
4F	0.0002	0.1	01Jan2000, 05:00	0	4F	0.0002	0	05Jan2000, 09:00	0.1

4G	0.0002	0.1	01Jan2000, 04:54	0	4G	0.0002	0	05Jan2000, 06:12	0.1
4H	0.0003	0.2	01Jan2000, 05:00	0.1	4H	0.0003	0	05Jan2000, 09:00	0.1
4I	0.0009	0.5	01Jan2000, 05:00	0.2	4I	0.0009	0.1	05Jan2000, 09:00	0.3
4J	0.0003	0.1	01Jan2000, 05:00	0.1	4J	0.0003	0	05Jan2000, 09:00	0.1
4K	0.0002	0.1	01Jan2000, 05:00	0	4K	0.0002	0	05Jan2000, 09:00	0.1
4L	0.0002	0.1	01Jan2000, 05:00	0	4L	0.0002	0	05Jan2000, 09:00	0.1
4M	0.0001	0.1	01Jan2000, 04:54	0	4M	0.0001	0	05Jan2000, 06:12	0
4N	0.0016	0.8	01Jan2000, 05:00	0.3	4N	0.0016	0.2	05Jan2000, 09:00	0.5
5A	0.0123	5.7	01Jan2000, 05:06	2.5	5A	0.0123	1.1	05Jan2000, 09:00	3.9
6A	0.0122	5.6	01Jan2000, 05:03	2.4	6A	0.0122	1.1	05Jan2000, 09:00	3.8
7A	0.0002	0.1	01Jan2000, 05:00	0	7A	0.0002	0	05Jan2000, 09:00	0.1
7B	0.0025	1.1	01Jan2000, 05:06	0.5	7B	0.0025	0.2	05Jan2000, 09:00	0.8
7C	0.0016	0.8	01Jan2000, 05:00	0.3	7C	0.0016	0.1	05Jan2000, 09:00	0.5
7D	0.001	0.5	01Jan2000, 05:03	0.2	7D	0.001	0.1	05Jan2000, 09:00	0.3
7E	0.0093	4.2	01Jan2000, 05:06	1.8	7E	0.0093	0.9	05Jan2000, 09:00	2.9
7F	0.00002	0	01Jan2000, 05:00	0	7F	0.00002	0	05Jan2000, 09:00	0
7G	0.00002	0	01Jan2000, 05:00	0	7G	0.00002	0	05Jan2000, 09:00	0
7H	0.00001	0	01Jan2000, 05:00	0	7H	0.00001	0	05Jan2000, 09:00	0
8A	0.0005	0.2	01Jan2000, 05:03	0.1	8A	0.0005	0	05Jan2000, 09:00	0.2
8B	0.0008	0.4	01Jan2000, 05:03	0.2	8B	0.0008	0.1	05Jan2000, 09:00	0.2
8C	0.0004	0.2	01Jan2000, 05:03	0.1	8C	0.0004	0	05Jan2000, 09:00	0.1
8D	0.0005	0.2	01Jan2000, 05:03	0.1	8D	0.0005	0	05Jan2000, 09:00	0.2
8E	0.0011	0.5	01Jan2000, 05:03	0.2	8E	0.0011	0.1	05Jan2000, 09:00	0.4
8F	0.0008	0.4	01Jan2000, 05:06	0.2	8F	0.0008	0.1	05Jan2000, 09:00	0.3
8G	0.0006	0.3	01Jan2000, 05:00	0.1	8G	0.0006	0.1	05Jan2000, 09:00	0.2
9A	0.002	1	01Jan2000, 05:03	0.4	9A	0.002	0.2	05Jan2000, 09:00	0.7
9B	0.0015	0.7	01Jan2000, 05:00	0.3	9B	0.0015	0.1	05Jan2000, 09:00	0.5
9C	0.0013	0.7	01Jan2000, 05:00	0.3	9C	0.0013	0.1	05Jan2000, 09:00	0.4
9D	0.0036	1.8	01Jan2000, 05:00	0.8	9D	0.0036	0.3	05Jan2000, 09:00	1.2
9E	0.0008	0.4	01Jan2000, 05:00	0.2	9E	0.0008	0.1	05Jan2000, 09:00	0.3
9F	0.0002	0.1	01Jan2000, 05:00	0	9F	0.0002	0	05Jan2000, 09:00	0.1

10YR18HR				
Hydrologic Element	Drainage Area (MI2)	Peak Discharge (CFS)	Time of Peak	Volume (AC-FT)
DEP 1C	0.0027	0.9	01Jan2000, 11:33	0.6
DEP 1E	0.0071	2.4	01Jan2000, 11:51	1.6
DEP 11O	0.0032	1.1	01Jan2000, 11:39	0.7
DEP 11Q	0.0029	1	01Jan2000, 11:36	0.7
DEP 11S	0.005	1.7	01Jan2000, 12:00	1.2
DEP 5A	0.0123	4.1	01Jan2000, 12:03	2.7
DEP 6A	0.0122	4	01Jan2000, 12:03	2.6
DEP 7E	0.0093	3	01Jan2000, 12:03	2
Junction ML1	0.0017	0.6	01Jan2000, 11:30	0.4
Junction ML2	0.0097	3.3	01Jan2000, 11:30	2.2
Junction ML3	0.0105	3.6	01Jan2000, 11:30	2.4
Junction ML4	0.0158	5.4	01Jan2000, 11:30	3.7
Junction ML5	0.2514	86.5	01Jan2000, 11:36	58.9
Junction ML6	0.2527	87	01Jan2000, 11:36	59.2
Junction ML7	0.2535	87.2	01Jan2000, 11:36	59.4
Junction ML8	0.25614	88.2	01Jan2000, 11:36	60.1
Junction Q4	0.00844	2.7	01Jan2000, 11:30	1.7
Junction 2C-6	0.0005	0.2	01Jan2000, 11:30	0.1
Junction 1A	0.016	5.4	01Jan2000, 11:42	3.6
Junction 1B	0.0015	0.5	01Jan2000, 11:36	0.3
Junction 1C	0.0042	1.5	01Jan2000, 11:36	1
Junction 1D	0.0043	1.5	01Jan2000, 11:36	1
Junction 1E	0.0114	3.9	01Jan2000, 11:39	2.7
Junction 1F	0.0005	0.2	01Jan2000, 11:30	0.1
Junction 1G	0.0003	0.1	01Jan2000, 11:30	0.1
Junction 1H	0.0002	0.1	01Jan2000, 11:30	0.1
Junction 10A	0.0014	0.5	01Jan2000, 11:54	0.3
Junction 10B	0.0015	0.5	01Jan2000, 11:54	0.3
Junction 10C	0.0019	0.6	01Jan2000, 11:54	0.4
Junction 11A	0.0013	0.4	01Jan2000, 11:42	0.3
Junction 11AA	0.0066	2.3	01Jan2000, 11:30	1.6
Junction 11AB	0.0002	0.1	01Jan2000, 11:33	0
Junction 11AC	0.001	0.3	01Jan2000, 12:18	0.2
Junction 11AD	0.0003	0.1	01Jan2000, 11:30	0.1
Junction 11AE	0.0003	0.1	01Jan2000, 11:30	0.1
Junction 11AF	0.0005	0.2	01Jan2000, 11:39	0.1
Junction 11AG	0.00004	0	01Jan2000, 11:24	0
Junction 11AH	0.00264	0.9	01Jan2000, 11:42	0.7
Junction 11AI	0.1962	67.6	01Jan2000, 11:39	46
Junction 11AJ	0.1578	54.4	01Jan2000, 11:39	37.2
Junction 11AK	0.0432	14.3	01Jan2000, 11:39	9.3
Junction 11B	0.0004	0.1	01Jan2000, 11:30	0.1
Junction 11C	0.0084	2.9	01Jan2000, 11:36	1.9
Junction 11D	0.0099	3.4	01Jan2000, 11:36	2.2
Junction 11E	0.0006	0.2	01Jan2000, 11:39	0.1

10YR24HR				
Hydrologic Element	Drainage Area (MI2)	Peak Discharge (CFS)	Time of Peak	Volume (AC-FT)
DEP 1C	0.0027	0.8	01Jan2000, 16:01	0.7
DEP 1E	0.0071	2	01Jan2000, 16:03	1.8
DEP 11O	0.0032	0.9	01Jan2000, 16:01	0.8
DEP 11Q	0.0029	0.8	01Jan2000, 16:00	0.8
DEP 11S	0.005	1.4	01Jan2000, 16:02	1.2
DEP 5A	0.0123	3.4	01Jan2000, 16:03	2.9
DEP 6A	0.0122	3.4	01Jan2000, 16:03	2.8
DEP 7E	0.0093	2.6	01Jan2000, 16:04	2.1
Junction ML1	0.0017	0.5	01Jan2000, 16:00	0.4
Junction ML2	0.0097	2.8	01Jan2000, 16:00	2.4
Junction ML3	0.0105	3	01Jan2000, 16:00	2.6
Junction ML4	0.0158	4.5	01Jan2000, 16:00	3.9
Junction ML5	0.2514	72.2	01Jan2000, 16:00	63
Junction ML6	0.2527	72.5	01Jan2000, 16:00	63.3
Junction ML7	0.2535	72.8	01Jan2000, 16:00	63.6
Junction ML8	0.25614	73.5	01Jan2000, 16:00	64.3
Junction Q4	0.00844	2.3	01Jan2000, 16:00	1.9
Junction 2C-6	0.0005	0.1	01Jan2000, 15:00	0.1
Junction 1A	0.016	4.5	01Jan2000, 16:00	3.9
Junction 1B	0.0015	0.4	01Jan2000, 16:01	0.4
Junction 1C	0.0042	1.2	01Jan2000, 16:01	1.1
Junction 1D	0.0043	1.2	01Jan2000, 16:00	1.1
Junction 1E	0.0114	3.3	01Jan2000, 16:00	2.8
Junction 1F	0.0005	0.1	01Jan2000, 15:00	0.1
Junction 1G	0.0003	0.1	01Jan2000, 15:00	0.1
Junction 1H	0.0002	0.1	01Jan2000, 15:00	0.1
Junction 10A	0.0014	0.4	01Jan2000, 16:04	0.3
Junction 10B	0.0015	0.4	01Jan2000, 16:00	0.4
Junction 10C	0.0019	0.5	01Jan2000, 16:00	0.5
Junction 11A	0.0013	0.4	01Jan2000, 16:02	0.3
Junction 11AA	0.0066	1.9	01Jan2000, 15:03	1.7
Junction 11AB	0.0002	0.1	01Jan2000, 16:01	0.1
Junction 11AC	0.001	0.3	01Jan2000, 16:13	0.2
Junction 11AD	0.0003	0.1	01Jan2000, 15:00	0.1
Junction 11AE	0.0003	0.1	01Jan2000, 15:00	0.1
Junction 11AF	0.0005	0.1	01Jan2000, 15:09	0.1
Junction 11AG	0.00004	0	01Jan2000, 14:05	0
Junction 11AH	0.00264	0.8	01Jan2000, 15:17	0.7
Junction 11AI	0.1962	56.3	01Jan2000, 16:01	49.2
Junction 11AJ	0.1578	45.4	01Jan2000, 16:01	39.7
Junction 11AK	0.0432	12	01Jan2000, 16:02	10
Junction 11B	0.0004	0.1	01Jan2000, 16:00	0.1
Junction 11C	0.0084	2.4	01Jan2000, 16:01	2
Junction 11D	0.0099	2.8	01Jan2000, 16:00	2.4
Junction 11E	0.0006	0.2	01Jan2000, 16:02	0.1

Junction 11F	0.0034	1.2	01Jan2000, 11:39	0.8	Junction 11F	0.0034	1	01Jan2000, 16:00	0.8
Junction 11G	0.0004	0.1	01Jan2000, 11:39	0.1	Junction 11G	0.0004	0.1	01Jan2000, 16:02	0.1
Junction 11H	0.0002	0.1	01Jan2000, 11:36	0	Junction 11H	0.0002	0.1	01Jan2000, 15:08	0.1
Junction 11I	0.0002	0.1	01Jan2000, 11:30	0	Junction 11I	0.0002	0.1	01Jan2000, 15:00	0.1
Junction 11J	0.0009	0.3	01Jan2000, 11:39	0.2	Junction 11J	0.0009	0.3	01Jan2000, 16:02	0.2
Junction 11K	0.0116	3.9	01Jan2000, 11:36	2.6	Junction 11K	0.0116	3.3	01Jan2000, 16:00	2.8
Junction 11L	0.0034	1.1	01Jan2000, 11:36	0.8	Junction 11L	0.0034	1	01Jan2000, 16:01	0.8
Junction 11M	0.0012	0.4	01Jan2000, 11:30	0.3	Junction 11M	0.0012	0.3	01Jan2000, 15:00	0.3
Junction 11N	0.0001	0	01Jan2000, 11:24	0	Junction 11N	0.0001	0	01Jan2000, 14:15	0
Junction 11O	0.0032	1.1	01Jan2000, 11:39	0.7	Junction 11O	0.0032	0.9	01Jan2000, 16:01	0.8
Junction 11P	0.0007	0.2	01Jan2000, 11:39	0.2	Junction 11P	0.0007	0.2	01Jan2000, 16:02	0.2
Junction 11Q	0.0029	1	01Jan2000, 11:36	0.7	Junction 11Q	0.0029	0.8	01Jan2000, 16:00	0.8
Junction 11R	0.0024	0.8	01Jan2000, 11:30	0.6	Junction 11R	0.0024	0.7	01Jan2000, 15:00	0.6
Junction 11S	0.0082	2.8	01Jan2000, 11:42	1.9	Junction 11S	0.0082	2.3	01Jan2000, 16:02	2
Junction 11T	0.0098	3.3	01Jan2000, 11:42	2.2	Junction 11T	0.0098	2.8	01Jan2000, 16:02	2.4
Junction 11U	0.0032	1.1	01Jan2000, 11:30	0.8	Junction 11U	0.0032	0.9	01Jan2000, 15:00	0.8
Junction 11V	0.001	0.4	01Jan2000, 11:33	0.2	Junction 11V	0.001	0.3	01Jan2000, 15:03	0.3
Junction 11W	0.0016	0.6	01Jan2000, 11:30	0.4	Junction 11W	0.0016	0.5	01Jan2000, 15:00	0.4
Junction 11X	0.001	0.3	01Jan2000, 11:36	0.2	Junction 11X	0.001	0.3	01Jan2000, 16:01	0.2
Junction 11Y	0.0003	0.1	01Jan2000, 11:30	0.1	Junction 11Y	0.0003	0.1	01Jan2000, 15:00	0.1
Junction 11Z	0.2003	69	01Jan2000, 11:39	47	Junction 11Z	0.2003	57.5	01Jan2000, 16:01	50.3
Junction 11-C1	0.0105	3.6	01Jan2000, 11:36	2.4	Junction 11-C1	0.0105	3	01Jan2000, 16:00	2.5
Junction 11-C2	0.0013	0.5	01Jan2000, 11:30	0.3	Junction 11-C2	0.0013	0.4	01Jan2000, 15:00	0.3
Junction 11-C3	0.2032	70.1	01Jan2000, 11:39	47.8	Junction 11-C3	0.2032	58.4	01Jan2000, 16:01	51.1
Junction 11-C4	0.2148	74	01Jan2000, 11:36	50.4	Junction 11-C4	0.2148	61.7	01Jan2000, 16:00	53.9
Junction 11-C5	0.2224	76.6	01Jan2000, 11:36	52.2	Junction 11-C5	0.2224	63.9	01Jan2000, 16:00	55.8
Junction 2A	0.0014	0.5	01Jan2000, 11:36	0.3	Junction 2A	0.0014	0.4	01Jan2000, 16:01	0.4
Junction 2B	0.0069	2.2	01Jan2000, 11:39	1.4	Junction 2B	0.0069	1.9	01Jan2000, 16:02	1.5
Junction 2C	0.00714	2.3	01Jan2000, 11:39	1.4	Junction 2C	0.00714	1.9	01Jan2000, 16:00	1.5
Junction 2C-1	0.00734	2.3	01Jan2000, 11:39	1.5	Junction 2C-1	0.00734	2	01Jan2000, 16:00	1.6
Junction 2C-2	0.00754	2.4	01Jan2000, 11:39	1.5	Junction 2C-2	0.00754	2	01Jan2000, 16:00	1.6
Junction 2C-3	0.00794	2.6	01Jan2000, 11:39	1.6	Junction 2C-3	0.00794	2.2	01Jan2000, 16:00	1.7
Junction 2C-4	0.00927	3	01Jan2000, 11:30	2	Junction 2C-4	0.00927	2.5	01Jan2000, 16:00	2.1
Junction 2C-5	0.00977	3.2	01Jan2000, 11:30	2.1	Junction 2C-5	0.00977	2.7	01Jan2000, 16:00	2.2
Junction 2C-7	0.00997	3.3	01Jan2000, 11:30	2.1	Junction 2C-7	0.00997	2.8	01Jan2000, 16:00	2.3
Junction 2C-8	0.01047	3.4	01Jan2000, 11:30	2.3	Junction 2C-8	0.01047	2.9	01Jan2000, 16:00	2.4
Junction 2C-9	0.01287	4.3	01Jan2000, 11:30	2.8	Junction 2C-9	0.01287	3.6	01Jan2000, 16:00	3
Junction 2D	0.0001	0	01Jan2000, 11:30	0	Junction 2D	0.0001	0	01Jan2000, 15:00	0
Junction 2E	0.0001	0	01Jan2000, 11:30	0	Junction 2E	0.0001	0	01Jan2000, 15:00	0
Junction 2F	0.0004	0.1	01Jan2000, 11:30	0.1	Junction 2F	0.0004	0.1	01Jan2000, 15:00	0.1
Junction 2G	0.0006	0.2	01Jan2000, 11:30	0.1	Junction 2G	0.0006	0.2	01Jan2000, 15:00	0.2
Junction 2H	0.0002	0.1	01Jan2000, 11:30	0.1	Junction 2H	0.0002	0.1	01Jan2000, 15:00	0.1
Junction 2I	0.0002	0.1	01Jan2000, 11:36	0	Junction 2I	0.0002	0.1	01Jan2000, 16:01	0
Junction 2J	0.0001	0	01Jan2000, 11:30	0	Junction 2J	0.0001	0	01Jan2000, 15:00	0
Junction 2K	0.0005	0.2	01Jan2000, 11:30	0.1	Junction 2K	0.0005	0.1	01Jan2000, 15:02	0.1
Junction 2L	0.0022	0.8	01Jan2000, 11:36	0.5	Junction 2L	0.0022	0.6	01Jan2000, 15:07	0.6
Junction 2M	0.00004	0	01Jan2000, 11:30	0	Junction 2M	0.00004	0	01Jan2000, 15:00	0
Junction 2N	0.0001	0	01Jan2000, 11:30	0	Junction 2N	0.0001	0	01Jan2000, 15:00	0
Junction 2O	0.0001	0	01Jan2000, 11:30	0	Junction 2O	0.0001	0	01Jan2000, 15:00	0

Junction 2P	0.00824	2.7	01Jan2000, 11:39	1.7	Junction 2P	0.00824	2.2	01Jan2000, 16:00	1.8
Junction 2Q	0.0002	0.1	01Jan2000, 11:30	0.1	Junction 2Q	0.0002	0.1	01Jan2000, 15:00	0.1
Junction 2R	0.00907	3	01Jan2000, 11:30	1.9	Junction 2R	0.00907	2.5	01Jan2000, 16:00	2
Junction 2S	0.0002	0.1	01Jan2000, 11:24	0.1	Junction 2S	0.0002	0.1	01Jan2000, 14:05	0.1
Junction 2T	0.0002	0.1	01Jan2000, 11:24	0.1	Junction 2T	0.0002	0.1	01Jan2000, 14:08	0.1
Junction 2U	0.0002	0.1	01Jan2000, 11:30	0.1	Junction 2U	0.0002	0.1	01Jan2000, 15:00	0.1
Junction 4A	0.0003	0.1	01Jan2000, 11:30	0.1	Junction 4A	0.0003	0.1	01Jan2000, 15:01	0.1
Junction 4B	0.0002	0.1	01Jan2000, 11:30	0	Junction 4B	0.0002	0.1	01Jan2000, 15:00	0.1
Junction 4C	0.0001	0	01Jan2000, 11:30	0	Junction 4C	0.0001	0	01Jan2000, 15:00	0
Junction 4C-1	0.0055	1.9	01Jan2000, 11:30	1.3	Junction 4C-1	0.0055	1.6	01Jan2000, 15:00	1.4
Junction 4C-10	0.0026	0.9	01Jan2000, 11:30	0.6	Junction 4C-10	0.0026	0.7	01Jan2000, 16:00	0.7
Junction 4C-11	0.0024	0.8	01Jan2000, 11:30	0.6	Junction 4C-11	0.0024	0.7	01Jan2000, 16:00	0.6
Junction 4C-2	0.0053	1.9	01Jan2000, 11:30	1.3	Junction 4C-2	0.0053	1.5	01Jan2000, 15:00	1.4
Junction 4C-3	0.0051	1.8	01Jan2000, 11:30	1.2	Junction 4C-3	0.0051	1.5	01Jan2000, 15:00	1.3
Junction 4C-4	0.0048	1.7	01Jan2000, 11:30	1.2	Junction 4C-4	0.0048	1.4	01Jan2000, 15:00	1.2
Junction 4C-5	0.0039	1.4	01Jan2000, 11:30	0.9	Junction 4C-5	0.0039	1.1	01Jan2000, 16:00	1
Junction 4C-6	0.0036	1.3	01Jan2000, 11:30	0.9	Junction 4C-6	0.0036	1	01Jan2000, 16:00	0.9
Junction 4C-7	0.0033	1.1	01Jan2000, 11:30	0.8	Junction 4C-7	0.0033	1	01Jan2000, 16:00	0.8
Junction 4C-8	0.0031	1.1	01Jan2000, 11:30	0.7	Junction 4C-8	0.0031	0.9	01Jan2000, 16:00	0.8
Junction 4C-9	0.0029	1	01Jan2000, 11:30	0.7	Junction 4C-9	0.0029	0.8	01Jan2000, 16:00	0.7
Junction 4D	0.0001	0	01Jan2000, 11:24	0	Junction 4D	0.0001	0	01Jan2000, 14:05	0
Junction 4E	0.0008	0.3	01Jan2000, 11:33	0.2	Junction 4E	0.0008	0.2	01Jan2000, 15:03	0.2
Junction 4F	0.0002	0.1	01Jan2000, 11:30	0.1	Junction 4F	0.0002	0.1	01Jan2000, 15:00	0.1
Junction 4G	0.0002	0.1	01Jan2000, 11:24	0.1	Junction 4G	0.0002	0.1	01Jan2000, 14:05	0.1
Junction 4H	0.0003	0.1	01Jan2000, 11:30	0.1	Junction 4H	0.0003	0.1	01Jan2000, 15:01	0.1
Junction 4I	0.0009	0.3	01Jan2000, 11:30	0.2	Junction 4I	0.0009	0.3	01Jan2000, 15:00	0.2
Junction 4J	0.0003	0.1	01Jan2000, 11:30	0.1	Junction 4J	0.0003	0.1	01Jan2000, 16:00	0.1
Junction 4K	0.0002	0.1	01Jan2000, 11:30	0	Junction 4K	0.0002	0.1	01Jan2000, 15:00	0.1
Junction 4L	0.0002	0.1	01Jan2000, 11:30	0	Junction 4L	0.0002	0.1	01Jan2000, 16:00	0.1
Junction 4M	0.0001	0	01Jan2000, 11:24	0	Junction 4M	0.0001	0	01Jan2000, 14:05	0
Junction 4N	0.0016	0.5	01Jan2000, 11:30	0.4	Junction 4N	0.0016	0.5	01Jan2000, 16:00	0.4
Junction 5A	0.0123	4.1	01Jan2000, 12:03	2.7	Junction 5A	0.0123	3.4	01Jan2000, 16:03	2.9
Junction 6A	0.0122	4	01Jan2000, 12:03	2.6	Junction 6A	0.0122	3.4	01Jan2000, 16:03	2.8
Junction 7A	0.0027	0.9	01Jan2000, 11:45	0.6	Junction 7A	0.0027	0.7	01Jan2000, 16:00	0.6
Junction 7B	0.0025	0.8	01Jan2000, 11:45	0.5	Junction 7B	0.0025	0.7	01Jan2000, 16:03	0.6
Junction 7C	0.0053	1.8	01Jan2000, 11:36	1.2	Junction 7C	0.0053	1.5	01Jan2000, 16:00	1.2
Junction 7D	0.001	0.3	01Jan2000, 11:36	0.2	Junction 7D	0.001	0.3	01Jan2000, 16:01	0.2
Junction 7E	0.01465	4.8	01Jan2000, 12:00	3.1	Junction 7E	0.01465	4.1	01Jan2000, 16:00	3.4
Junction 7F	0.00005	0	01Jan2000, 11:30	0	Junction 7F	0.00005	0	01Jan2000, 15:00	0
Junction 7G	0.00002	0	01Jan2000, 11:30	0	Junction 7G	0.00002	0	01Jan2000, 15:00	0
Junction 7H	0.00003	0	01Jan2000, 11:30	0	Junction 7H	0.00003	0	01Jan2000, 15:00	0
Junction 8A	0.0005	0.2	01Jan2000, 11:39	0.1	Junction 8A	0.0005	0.1	01Jan2000, 16:02	0.1
Junction 8B	0.0013	0.4	01Jan2000, 11:39	0.3	Junction 8B	0.0013	0.4	01Jan2000, 16:02	0.3
Junction 8C	0.0017	0.6	01Jan2000, 11:39	0.4	Junction 8C	0.0017	0.5	01Jan2000, 16:02	0.4
Junction 8D	0.0022	0.7	01Jan2000, 11:36	0.5	Junction 8D	0.0022	0.6	01Jan2000, 16:02	0.5
Junction 8E	0.0033	1.1	01Jan2000, 11:36	0.7	Junction 8E	0.0033	0.9	01Jan2000, 16:02	0.8
Junction 8F	0.0041	1.4	01Jan2000, 11:39	0.9	Junction 8F	0.0041	1.1	01Jan2000, 16:02	1
Junction 8G	0.0006	0.2	01Jan2000, 11:30	0.1	Junction 8G	0.0006	0.2	01Jan2000, 16:00	0.2
Junction 9A	0.002	0.7	01Jan2000, 11:36	0.5	Junction 9A	0.002	0.6	01Jan2000, 15:09	0.5

Junction 9A-9C	0.0043	1.5	01Jan2000, 11:33	1	Junction 9A-9C	0.0043	1.2	01Jan2000, 15:06	1.1
Junction 9B	0.0015	0.5	01Jan2000, 11:30	0.3	Junction 9B	0.0015	0.4	01Jan2000, 16:00	0.4
Junction 9B-9D	0.0094	3.3	01Jan2000, 11:30	2.2	Junction 9B-9D	0.0094	2.7	01Jan2000, 16:00	2.4
Junction 9C	0.0033	1.2	01Jan2000, 11:36	0.8	Junction 9C	0.0033	1	01Jan2000, 15:06	0.9
Junction 9D	0.0036	1.3	01Jan2000, 11:30	0.9	Junction 9D	0.0036	1	01Jan2000, 15:00	0.9
Junction 9E	0.001	0.3	01Jan2000, 11:30	0.2	Junction 9E	0.001	0.3	01Jan2000, 16:00	0.2
Junction 9E-9C	0.0043	1.5	01Jan2000, 11:33	1	Junction 9E-9C	0.0043	1.2	01Jan2000, 15:06	1.1
Junction 9F	0.0002	0.1	01Jan2000, 11:30	0.1	Junction 9F	0.0002	0.1	01Jan2000, 15:00	0.1
Outlet 1	0.016	5.4	01Jan2000, 11:39	3.6	Outlet 1	0.016	4.5	01Jan2000, 15:59	3.9
OUTLET 10	0.0019	0.6	01Jan2000, 11:51	0.4	OUTLET 10	0.0019	0.5	01Jan2000, 15:59	0.5
OUTLET 11	0.25614	88.2	01Jan2000, 11:33	60.1	OUTLET 11	0.25614	73.5	01Jan2000, 15:59	64.3
OUTLET 2	0.01287	4.3	01Jan2000, 11:27	2.8	OUTLET 2	0.01287	3.6	01Jan2000, 15:59	3
OUTLET 3A	0.0005	0.2	01Jan2000, 11:27	0.1	OUTLET 3A	0.0005	0.1	01Jan2000, 14:59	0.1
OUTLET 3B	0.0005	0.2	01Jan2000, 11:27	0.1	OUTLET 3B	0.0005	0.1	01Jan2000, 14:59	0.1
OUTLET 4	0.0055	1.9	01Jan2000, 11:27	1.3	OUTLET 4	0.0055	1.6	01Jan2000, 14:59	1.4
OUTLET 5	0.0123	4.1	01Jan2000, 12:00	2.7	OUTLET 5	0.0123	3.4	01Jan2000, 16:02	2.9
OUTLET 6	0.0122	4	01Jan2000, 12:00	2.6	OUTLET 6	0.0122	3.4	01Jan2000, 16:02	2.8
OUTLET 7	0.01465	4.8	01Jan2000, 11:57	3.1	OUTLET 7	0.01465	4.1	01Jan2000, 15:59	3.4
OUTLET 8A	0.0041	1.4	01Jan2000, 11:36	0.9	OUTLET 8A	0.0041	1.1	01Jan2000, 16:01	1
OUTLET 8B	0.0006	0.2	01Jan2000, 11:27	0.1	OUTLET 8B	0.0006	0.2	01Jan2000, 15:59	0.2
OUTLET 9	0.0094	3.3	01Jan2000, 11:27	2.2	OUTLET 9	0.0094	2.7	01Jan2000, 15:59	2.4
1A	0.0041	1.3	01Jan2000, 11:45	0.8	1A	0.0041	1.1	01Jan2000, 16:03	0.9
1B	0.0015	0.5	01Jan2000, 11:36	0.3	1B	0.0015	0.4	01Jan2000, 16:01	0.4
1C	0.0027	0.9	01Jan2000, 11:33	0.6	1C	0.0027	0.8	01Jan2000, 16:00	0.7
1D	0.0001	0	01Jan2000, 12:00	0	1D	0.0001	0	01Jan2000, 16:00	0
1E	0.0071	2.4	01Jan2000, 11:33	1.6	1E	0.0071	2	01Jan2000, 16:01	1.8
1F	0.0002	0.1	01Jan2000, 11:30	0	1F	0.0002	0.1	01Jan2000, 15:00	0.1
1G	0.0001	0	01Jan2000, 11:30	0	1G	0.0001	0	01Jan2000, 15:00	0
1H	0.0002	0.1	01Jan2000, 11:30	0.1	1H	0.0002	0.1	01Jan2000, 15:00	0.1
10A	0.0014	0.5	01Jan2000, 11:54	0.3	10A	0.0014	0.4	01Jan2000, 16:04	0.3
10B	0.0001	0	01Jan2000, 11:24	0	10B	0.0001	0	01Jan2000, 14:05	0
10C	0.0004	0.1	01Jan2000, 11:30	0.1	10C	0.0004	0.1	01Jan2000, 16:00	0.1
11A	0.0013	0.4	01Jan2000, 11:42	0.3	11A	0.0013	0.4	01Jan2000, 16:02	0.3
11AA	0.0066	2.3	01Jan2000, 11:30	1.6	11AA	0.0066	1.9	01Jan2000, 15:03	1.7
11AB	0.0002	0.1	01Jan2000, 11:33	0	11AB	0.0002	0.1	01Jan2000, 16:01	0.1
11AC	0.001	0.3	01Jan2000, 12:18	0.2	11AC	0.001	0.3	01Jan2000, 16:13	0.2
11AD	0.0003	0.1	01Jan2000, 11:30	0.1	11AD	0.0003	0.1	01Jan2000, 15:00	0.1
11AE	0.0003	0.1	01Jan2000, 11:30	0.1	11AE	0.0003	0.1	01Jan2000, 15:00	0.1
11AF	0.0005	0.2	01Jan2000, 11:39	0.1	11AF	0.0005	0.1	01Jan2000, 15:09	0.1
11AG	0.00004	0	01Jan2000, 11:24	0	11AG	0.00004	0	01Jan2000, 14:05	0
11AH	0.0026	0.9	01Jan2000, 11:42	0.7	11AH	0.0026	0.8	01Jan2000, 15:17	0.7
11AI	0.0384	13.2	01Jan2000, 11:36	8.8	11AI	0.0384	11	01Jan2000, 16:01	9.5
11AJ	0.1146	40.1	01Jan2000, 11:39	27.8	11AJ	0.1146	33.3	01Jan2000, 15:12	29.7
11AK	0.0432	14.3	01Jan2000, 11:39	9.3	11AK	0.0432	12	01Jan2000, 16:02	10
11B	0.0004	0.1	01Jan2000, 11:30	0.1	11B	0.0004	0.1	01Jan2000, 16:00	0.1
11C	0.0084	2.9	01Jan2000, 11:36	1.9	11C	0.0084	2.4	01Jan2000, 16:01	2
11D	0.0009	0.3	01Jan2000, 11:30	0.2	11D	0.0009	0.3	01Jan2000, 16:00	0.2
11E	0.0006	0.2	01Jan2000, 11:39	0.1	11E	0.0006	0.2	01Jan2000, 16:02	0.1
11F	0.0032	1.1	01Jan2000, 11:39	0.7	11F	0.0032	0.9	01Jan2000, 16:02	0.8

11G	0.0004	0.1	01Jan2000, 11:39	0.1	11G	0.0004	0.1	01Jan2000, 16:02	0.1
11H	0.0002	0.1	01Jan2000, 11:36	0	11H	0.0002	0.1	01Jan2000, 15:08	0.1
11I	0.0002	0.1	01Jan2000, 11:30	0	11I	0.0002	0.1	01Jan2000, 15:00	0.1
11J	0.0009	0.3	01Jan2000, 11:39	0.2	11J	0.0009	0.3	01Jan2000, 16:02	0.2
11K	0.0002	0.1	01Jan2000, 11:39	0	11K	0.0002	0.1	01Jan2000, 15:11	0.1
11L	0.0034	1.1	01Jan2000, 11:36	0.8	11L	0.0034	1	01Jan2000, 16:01	0.8
11M	0.0012	0.4	01Jan2000, 11:30	0.3	11M	0.0012	0.3	01Jan2000, 15:00	0.3
11N	0.0001	0	01Jan2000, 11:24	0	11N	0.0001	0	01Jan2000, 14:15	0
11O	0.0032	1.1	01Jan2000, 11:39	0.7	11O	0.0032	0.9	01Jan2000, 16:01	0.8
11P	0.0007	0.2	01Jan2000, 11:39	0.2	11P	0.0007	0.2	01Jan2000, 16:02	0.2
11Q	0.0029	1	01Jan2000, 11:36	0.7	11Q	0.0029	0.8	01Jan2000, 16:00	0.8
11R	0.0024	0.8	01Jan2000, 11:30	0.6	11R	0.0024	0.7	01Jan2000, 15:00	0.6
11S	0.005	1.7	01Jan2000, 12:00	1.2	11S	0.005	1.4	01Jan2000, 16:02	1.2
11T	0.0016	0.5	01Jan2000, 11:39	0.4	11T	0.0016	0.5	01Jan2000, 16:02	0.4
11U	0.0032	1.1	01Jan2000, 11:30	0.8	11U	0.0032	0.9	01Jan2000, 15:00	0.8
11V	0.001	0.4	01Jan2000, 11:33	0.2	11V	0.001	0.3	01Jan2000, 15:03	0.3
11W	0.0016	0.6	01Jan2000, 11:30	0.4	11W	0.0016	0.5	01Jan2000, 15:00	0.4
11X	0.001	0.3	01Jan2000, 11:36	0.2	11X	0.001	0.3	01Jan2000, 16:01	0.2
11Y	0.0003	0.1	01Jan2000, 11:30	0.1	11Y	0.0003	0.1	01Jan2000, 15:00	0.1
11Z	0.0041	1.5	01Jan2000, 11:36	1	11Z	0.0041	1.2	01Jan2000, 15:06	1.1
2A	0.0014	0.5	01Jan2000, 11:36	0.3	2A	0.0014	0.4	01Jan2000, 16:01	0.4
2B	0.0069	2.2	01Jan2000, 11:39	1.4	2B	0.0069	1.9	01Jan2000, 16:02	1.5
2C	0.0002	0.1	01Jan2000, 11:33	0	2C	0.0002	0.1	01Jan2000, 16:01	0
2D	0.0001	0	01Jan2000, 11:30	0	2D	0.0001	0	01Jan2000, 15:00	0
2E	0.0001	0	01Jan2000, 11:30	0	2E	0.0001	0	01Jan2000, 15:00	0
2F	0.0004	0.1	01Jan2000, 11:30	0.1	2F	0.0004	0.1	01Jan2000, 15:00	0.1
2G	0.0006	0.2	01Jan2000, 11:30	0.1	2G	0.0006	0.2	01Jan2000, 15:00	0.2
2H	0.0002	0.1	01Jan2000, 11:30	0.1	2H	0.0002	0.1	01Jan2000, 15:00	0.1
2I	0.0002	0.1	01Jan2000, 11:36	0	2I	0.0002	0.1	01Jan2000, 16:01	0
2J	0.0001	0	01Jan2000, 11:30	0	2J	0.0001	0	01Jan2000, 15:00	0
2k	0.0005	0.2	01Jan2000, 11:30	0.1	2k	0.0005	0.1	01Jan2000, 15:02	0.1
2L	0.0008	0.3	01Jan2000, 11:33	0.2	2L	0.0008	0.2	01Jan2000, 15:04	0.2
2M	0.00004	0	01Jan2000, 11:30	0	2M	0.00004	0	01Jan2000, 15:00	0
2N	0.0001	0	01Jan2000, 11:30	0	2N	0.0001	0	01Jan2000, 15:00	0
2O	0.0001	0	01Jan2000, 11:30	0	2O	0.0001	0	01Jan2000, 15:00	0
2P	0.0003	0.1	01Jan2000, 11:30	0.1	2P	0.0003	0.1	01Jan2000, 15:00	0.1
2Q	0.0002	0.1	01Jan2000, 11:30	0.1	2Q	0.0002	0.1	01Jan2000, 15:00	0.1
2R	0.00003	0	01Jan2000, 11:24	0	2R	0.00003	0	01Jan2000, 14:05	0
2S	0.0002	0.1	01Jan2000, 11:24	0.1	2S	0.0002	0.1	01Jan2000, 14:05	0.1
2T	0.0002	0.1	01Jan2000, 11:24	0.1	2T	0.0002	0.1	01Jan2000, 14:08	0.1
2U	0.0002	0.1	01Jan2000, 11:30	0.1	2U	0.0002	0.1	01Jan2000, 15:00	0.1
3A	0.0005	0.2	01Jan2000, 11:30	0.1	3A	0.0005	0.1	01Jan2000, 15:00	0.1
3B	0.0005	0.2	01Jan2000, 11:30	0.1	3B	0.0005	0.1	01Jan2000, 15:00	0.1
4A	0.0003	0.1	01Jan2000, 11:30	0.1	4A	0.0003	0.1	01Jan2000, 15:01	0.1
4B	0.0002	0.1	01Jan2000, 11:30	0	4B	0.0002	0.1	01Jan2000, 15:00	0.1
4C	0.0001	0	01Jan2000, 11:30	0	4C	0.0001	0	01Jan2000, 15:00	0
4D	0.0001	0	01Jan2000, 11:24	0	4D	0.0001	0	01Jan2000, 14:05	0
4E	0.0008	0.3	01Jan2000, 11:33	0.2	4E	0.0008	0.2	01Jan2000, 15:03	0.2
4F	0.0002	0.1	01Jan2000, 11:30	0.1	4F	0.0002	0.1	01Jan2000, 15:00	0.1

4G	0.0002	0.1	01Jan2000, 11:24	0.1	4G	0.0002	0.1	01Jan2000, 14:05	0.1
4H	0.0003	0.1	01Jan2000, 11:30	0.1	4H	0.0003	0.1	01Jan2000, 15:01	0.1
4I	0.0009	0.3	01Jan2000, 11:30	0.2	4I	0.0009	0.3	01Jan2000, 15:00	0.2
4J	0.0003	0.1	01Jan2000, 11:30	0.1	4J	0.0003	0.1	01Jan2000, 16:00	0.1
4K	0.0002	0.1	01Jan2000, 11:30	0	4K	0.0002	0.1	01Jan2000, 15:00	0.1
4L	0.0002	0.1	01Jan2000, 11:30	0	4L	0.0002	0.1	01Jan2000, 16:00	0.1
4M	0.0001	0	01Jan2000, 11:24	0	4M	0.0001	0	01Jan2000, 14:05	0
4N	0.0016	0.5	01Jan2000, 11:30	0.4	4N	0.0016	0.5	01Jan2000, 16:00	0.4
5A	0.0123	4.1	01Jan2000, 12:03	2.7	5A	0.0123	3.4	01Jan2000, 16:02	2.9
6A	0.0122	4	01Jan2000, 12:00	2.6	6A	0.0122	3.4	01Jan2000, 16:01	2.8
7A	0.0002	0.1	01Jan2000, 11:30	0	7A	0.0002	0.1	01Jan2000, 15:00	0.1
7B	0.0025	0.8	01Jan2000, 11:45	0.5	7B	0.0025	0.7	01Jan2000, 16:03	0.6
7C	0.0016	0.5	01Jan2000, 11:33	0.4	7C	0.0016	0.5	01Jan2000, 16:00	0.4
7D	0.001	0.3	01Jan2000, 11:36	0.2	7D	0.001	0.3	01Jan2000, 16:01	0.2
7E	0.0093	3	01Jan2000, 12:03	2	7E	0.0093	2.6	01Jan2000, 16:02	2.1
7F	0.00002	0	01Jan2000, 11:30	0	7F	0.00002	0	01Jan2000, 15:00	0
7G	0.00002	0	01Jan2000, 11:30	0	7G	0.00002	0	01Jan2000, 15:00	0
7H	0.00001	0	01Jan2000, 11:30	0	7H	0.00001	0	01Jan2000, 15:00	0
8A	0.0005	0.2	01Jan2000, 11:39	0.1	8A	0.0005	0.1	01Jan2000, 16:02	0.1
8B	0.0008	0.3	01Jan2000, 11:36	0.2	8B	0.0008	0.2	01Jan2000, 16:02	0.2
8C	0.0004	0.1	01Jan2000, 11:39	0.1	8C	0.0004	0.1	01Jan2000, 16:02	0.1
8D	0.0005	0.2	01Jan2000, 11:36	0.1	8D	0.0005	0.1	01Jan2000, 16:01	0.1
8E	0.0011	0.4	01Jan2000, 11:39	0.2	8E	0.0011	0.3	01Jan2000, 16:02	0.3
8F	0.0008	0.3	01Jan2000, 11:42	0.2	8F	0.0008	0.2	01Jan2000, 16:02	0.2
8G	0.0006	0.2	01Jan2000, 11:30	0.1	8G	0.0006	0.2	01Jan2000, 16:00	0.2
9A	0.002	0.7	01Jan2000, 11:36	0.5	9A	0.002	0.6	01Jan2000, 15:09	0.5
9B	0.0015	0.5	01Jan2000, 11:30	0.3	9B	0.0015	0.4	01Jan2000, 16:00	0.4
9C	0.0013	0.5	01Jan2000, 11:33	0.3	9C	0.0013	0.4	01Jan2000, 15:03	0.3
9D	0.0036	1.3	01Jan2000, 11:30	0.9	9D	0.0036	1	01Jan2000, 15:00	0.9
9E	0.0008	0.3	01Jan2000, 11:33	0.2	9E	0.0008	0.2	01Jan2000, 16:01	0.2
9F	0.0002	0.1	01Jan2000, 11:30	0.1	9F	0.0002	0.1	01Jan2000, 15:00	0.1

10YR240HR				
Hydrologic Element	Drainage Area (MI2)	Peak Discharge (CFS)	Time of Peak	Volume (AC-FT)
DEP 1C	0.0027	0.2	09Jan2000, 12:00	1.1
DEP 1E	0.0071	0.4	09Jan2000, 12:00	2.9
DEP 11O	0.0032	0.2	09Jan2000, 12:00	1.3
DEP 11Q	0.0029	0.2	09Jan2000, 12:00	1.2
DEP 11S	0.005	0.3	09Jan2000, 12:00	2.1
DEP 5A	0.0123	0.7	09Jan2000, 12:00	4.9
DEP 6A	0.0122	0.7	09Jan2000, 12:00	4.8
DEP 7E	0.0093	0.5	09Jan2000, 12:00	3.6
Junction ML1	0.0017	0.1	09Jan2000, 12:00	0.7
Junction ML2	0.0097	0.6	09Jan2000, 12:00	3.9
Junction ML3	0.0105	0.6	09Jan2000, 12:00	4.3
Junction ML4	0.0158	0.9	09Jan2000, 12:00	6.5
Junction ML5	0.2514	14.3	09Jan2000, 12:00	104.2
Junction ML6	0.2527	14.4	09Jan2000, 12:00	104.7
Junction ML7	0.2535	14.5	09Jan2000, 12:00	105.1
Junction ML8	0.25614	14.6	09Jan2000, 12:00	106.2
Junction Q4	0.00844	0.5	09Jan2000, 12:00	3.2
Junction 2C-6	0.0005	0	09Jan2000, 12:00	0.2
Junction 1A	0.016	0.9	09Jan2000, 12:00	6.5
Junction 1B	0.0015	0.1	09Jan2000, 12:00	0.6
Junction 1C	0.0042	0.2	09Jan2000, 12:00	1.8
Junction 1D	0.0043	0.2	09Jan2000, 12:00	1.8
Junction 1E	0.0114	0.6	09Jan2000, 12:00	4.7
Junction 1F	0.0005	0	09Jan2000, 12:00	0.2
Junction 1G	0.0003	0	09Jan2000, 12:00	0.1
Junction 1H	0.0002	0	09Jan2000, 12:00	0.1
Junction 10A	0.0014	0.1	09Jan2000, 12:00	0.6
Junction 10B	0.0015	0.1	09Jan2000, 12:00	0.6
Junction 10C	0.0019	0.1	09Jan2000, 12:00	0.8
Junction 11A	0.0013	0.1	09Jan2000, 12:00	0.5
Junction 11AA	0.0066	0.4	09Jan2000, 12:00	2.8
Junction 11AB	0.0002	0	09Jan2000, 12:00	0.1
Junction 11AC	0.001	0.1	09Jan2000, 12:00	0.4
Junction 11AD	0.0003	0	09Jan2000, 12:00	0.1
Junction 11AE	0.0003	0	09Jan2000, 12:00	0.1
Junction 11AF	0.0005	0	09Jan2000, 12:00	0.2
Junction 11AG	0.00004	0	09Jan2000, 00:36	0
Junction 11AH	0.00264	0.2	09Jan2000, 12:00	1.2
Junction 11AI	0.1962	11.2	09Jan2000, 12:00	81.4
Junction 11AJ	0.1578	9	09Jan2000, 12:00	65.6
Junction 11AK	0.0432	2.4	09Jan2000, 12:00	17
Junction 11B	0.0004	0	09Jan2000, 12:00	0.2
Junction 11C	0.0084	0.5	09Jan2000, 12:00	3.4
Junction 11D	0.0099	0.6	09Jan2000, 12:00	4
Junction 11E	0.0006	0	09Jan2000, 12:00	0.2

10YR48HR				
Hydrologic Element	Drainage Area (MI2)	Peak Discharge (CFS)	Time of Peak	Volume (AC-FT)
DEP 1C	0.0027	0.7	02Jan2000, 18:00	0.8
DEP 1E	0.0071	1.7	02Jan2000, 18:03	1.9
DEP 11O	0.0032	0.8	02Jan2000, 18:00	0.8
DEP 11Q	0.0029	0.7	02Jan2000, 18:00	0.8
DEP 11S	0.005	1.2	02Jan2000, 18:00	1.4
DEP 5A	0.0123	2.9	02Jan2000, 18:03	3.2
DEP 6A	0.0122	2.8	02Jan2000, 18:03	3.1
DEP 7E	0.0093	2.1	02Jan2000, 18:03	2.4
Junction ML1	0.0017	0.4	02Jan2000, 18:00	0.5
Junction ML2	0.0097	2.3	02Jan2000, 18:00	2.6
Junction ML3	0.0105	2.5	02Jan2000, 18:00	2.8
Junction ML4	0.0158	3.8	02Jan2000, 18:00	4.3
Junction ML5	0.2514	60.2	02Jan2000, 18:00	69.3
Junction ML6	0.2527	60.5	02Jan2000, 18:00	69.6
Junction ML7	0.2535	60.7	02Jan2000, 18:00	69.8
Junction ML8	0.25614	61.4	02Jan2000, 18:00	70.6
Junction Q4	0.00844	2	02Jan2000, 18:00	2.1
Junction 2C-6	0.0005	0.1	02Jan2000, 18:00	0.1
Junction 1A	0.016	3.8	02Jan2000, 18:00	4.3
Junction 1B	0.0015	0.4	02Jan2000, 18:00	0.4
Junction 1C	0.0042	1	02Jan2000, 18:00	1.2
Junction 1D	0.0043	1	02Jan2000, 18:00	1.2
Junction 1E	0.0114	2.7	02Jan2000, 18:00	3.1
Junction 1F	0.0005	0.1	02Jan2000, 18:00	0.1
Junction 1G	0.0003	0.1	02Jan2000, 18:00	0.1
Junction 1H	0.0002	0	02Jan2000, 18:00	0.1
Junction 10A	0.0014	0.3	02Jan2000, 18:03	0.4
Junction 10B	0.0015	0.4	02Jan2000, 18:00	0.4
Junction 10C	0.0019	0.4	02Jan2000, 18:00	0.5
Junction 11A	0.0013	0.3	02Jan2000, 18:00	0.3
Junction 11AA	0.0066	1.6	02Jan2000, 18:00	1.9
Junction 11AB	0.0002	0	02Jan2000, 18:00	0.1
Junction 11AC	0.001	0.2	02Jan2000, 18:09	0.2
Junction 11AD	0.0003	0.1	02Jan2000, 18:00	0.1
Junction 11AE	0.0003	0.1	02Jan2000, 18:00	0.1
Junction 11AF	0.0005	0.1	02Jan2000, 18:00	0.1
Junction 11AG	0.00004	0	02Jan2000, 17:12	0
Junction 11AH	0.00264	0.6	02Jan2000, 18:00	0.8
Junction 11AI	0.1962	47	02Jan2000, 18:00	54.1
Junction 11AJ	0.1578	37.8	02Jan2000, 18:00	43.6
Junction 11AK	0.0432	10.2	02Jan2000, 18:00	11.1
Junction 11B	0.0004	0.1	02Jan2000, 18:00	0.1
Junction 11C	0.0084	2	02Jan2000, 18:00	2.2
Junction 11D	0.0099	2.4	02Jan2000, 18:00	2.6
Junction 11E	0.0006	0.1	02Jan2000, 18:00	0.2

Junction 11F	0.0034	0.2	09Jan2000, 12:00	1.4	Junction 11F	0.0034	0.8	02Jan2000, 18:00	0.9
Junction 11G	0.0004	0	09Jan2000, 12:00	0.2	Junction 11G	0.0004	0.1	02Jan2000, 18:00	0.1
Junction 11H	0.0002	0	09Jan2000, 12:00	0.1	Junction 11H	0.0002	0	02Jan2000, 18:00	0.1
Junction 11I	0.0002	0	09Jan2000, 12:00	0.1	Junction 11I	0.0002	0	02Jan2000, 18:00	0.1
Junction 11J	0.0009	0.1	09Jan2000, 12:00	0.4	Junction 11J	0.0009	0.2	02Jan2000, 18:00	0.2
Junction 11K	0.0116	0.7	09Jan2000, 12:00	4.7	Junction 11K	0.0116	2.8	02Jan2000, 18:00	3.1
Junction 11L	0.0034	0.2	09Jan2000, 12:00	1.4	Junction 11L	0.0034	0.8	02Jan2000, 18:00	0.9
Junction 11M	0.0012	0.1	09Jan2000, 12:00	0.5	Junction 11M	0.0012	0.3	02Jan2000, 18:00	0.3
Junction 11N	0.0001	0	09Jan2000, 00:36	0	Junction 11N	0.0001	0	02Jan2000, 17:27	0
Junction 11O	0.0032	0.2	09Jan2000, 12:00	1.3	Junction 11O	0.0032	0.8	02Jan2000, 18:00	0.8
Junction 11P	0.0007	0	09Jan2000, 12:00	0.3	Junction 11P	0.0007	0.2	02Jan2000, 18:00	0.2
Junction 11Q	0.0029	0.2	09Jan2000, 12:00	1.2	Junction 11Q	0.0029	0.7	02Jan2000, 18:00	0.8
Junction 11R	0.0024	0.1	09Jan2000, 12:00	1	Junction 11R	0.0024	0.6	02Jan2000, 18:00	0.7
Junction 11S	0.0082	0.5	09Jan2000, 12:00	3.3	Junction 11S	0.0082	1.9	02Jan2000, 18:00	2.2
Junction 11T	0.0098	0.6	09Jan2000, 12:00	4	Junction 11T	0.0098	2.3	02Jan2000, 18:00	2.6
Junction 11U	0.0032	0.2	09Jan2000, 12:00	1.3	Junction 11U	0.0032	0.8	02Jan2000, 18:00	0.9
Junction 11V	0.001	0.1	09Jan2000, 12:00	0.4	Junction 11V	0.001	0.2	02Jan2000, 18:00	0.3
Junction 11W	0.0016	0.1	09Jan2000, 12:00	0.7	Junction 11W	0.0016	0.4	02Jan2000, 18:00	0.5
Junction 11X	0.001	0.1	09Jan2000, 12:00	0.4	Junction 11X	0.001	0.2	02Jan2000, 18:00	0.3
Junction 11Y	0.0003	0	09Jan2000, 12:00	0.1	Junction 11Y	0.0003	0.1	02Jan2000, 18:00	0.1
Junction 11Z	0.2003	11.4	09Jan2000, 12:00	83.1	Junction 11Z	0.2003	48	02Jan2000, 18:00	55.3
Junction 11-C1	0.0105	0.6	09Jan2000, 12:00	4.3	Junction 11-C1	0.0105	2.5	02Jan2000, 18:00	2.8
Junction 11-C2	0.0013	0.1	09Jan2000, 12:00	0.6	Junction 11-C2	0.0013	0.3	02Jan2000, 18:00	0.4
Junction 11-C3	0.2032	11.6	09Jan2000, 12:00	84.4	Junction 11-C3	0.2032	48.7	02Jan2000, 18:00	56.1
Junction 11-C4	0.2148	12.3	09Jan2000, 12:00	89.1	Junction 11-C4	0.2148	51.5	02Jan2000, 18:00	59.2
Junction 11-C5	0.2224	12.7	09Jan2000, 12:00	92.3	Junction 11-C5	0.2224	53.3	02Jan2000, 18:00	61.3
Junction 2A	0.0014	0.1	09Jan2000, 12:00	0.6	Junction 2A	0.0014	0.3	02Jan2000, 18:00	0.4
Junction 2B	0.0069	0.4	09Jan2000, 12:00	2.6	Junction 2B	0.0069	1.6	02Jan2000, 18:00	1.6
Junction 2C	0.00714	0.4	09Jan2000, 12:00	2.7	Junction 2C	0.00714	1.6	02Jan2000, 18:00	1.7
Junction 2C-1	0.00734	0.4	09Jan2000, 12:00	2.8	Junction 2C-1	0.00734	1.7	02Jan2000, 18:00	1.8
Junction 2C-2	0.00754	0.4	09Jan2000, 12:00	2.9	Junction 2C-2	0.00754	1.7	02Jan2000, 18:00	1.8
Junction 2C-3	0.00794	0.4	09Jan2000, 12:00	3	Junction 2C-3	0.00794	1.8	02Jan2000, 18:00	1.9
Junction 2C-4	0.00927	0.5	09Jan2000, 12:00	3.6	Junction 2C-4	0.00927	2.2	02Jan2000, 18:00	2.3
Junction 2C-5	0.00977	0.5	09Jan2000, 12:00	3.8	Junction 2C-5	0.00977	2.3	02Jan2000, 18:00	2.5
Junction 2C-7	0.00997	0.6	09Jan2000, 12:00	3.9	Junction 2C-7	0.00997	2.3	02Jan2000, 18:00	2.5
Junction 2C-8	0.01047	0.6	09Jan2000, 12:00	4.1	Junction 2C-8	0.01047	2.5	02Jan2000, 18:00	2.7
Junction 2C-9	0.01287	0.7	09Jan2000, 12:00	5.1	Junction 2C-9	0.01287	3	02Jan2000, 18:00	3.4
Junction 2D	0.0001	0	09Jan2000, 12:00	0	Junction 2D	0.0001	0	02Jan2000, 18:00	0
Junction 2E	0.0001	0	09Jan2000, 12:00	0	Junction 2E	0.0001	0	02Jan2000, 18:00	0
Junction 2F	0.0004	0	09Jan2000, 12:00	0.2	Junction 2F	0.0004	0.1	02Jan2000, 18:00	0.1
Junction 2G	0.0006	0	09Jan2000, 12:00	0.3	Junction 2G	0.0006	0.1	02Jan2000, 18:00	0.2
Junction 2H	0.0002	0	09Jan2000, 12:00	0.1	Junction 2H	0.0002	0	02Jan2000, 18:00	0.1
Junction 2I	0.0002	0	09Jan2000, 12:00	0.1	Junction 2I	0.0002	0	02Jan2000, 18:00	0.1
Junction 2J	0.0001	0	09Jan2000, 12:00	0	Junction 2J	0.0001	0	02Jan2000, 18:00	0
Junction 2K	0.0005	0	09Jan2000, 12:00	0.2	Junction 2K	0.0005	0.1	02Jan2000, 18:00	0.1
Junction 2L	0.0022	0.1	09Jan2000, 12:00	0.9	Junction 2L	0.0022	0.5	02Jan2000, 18:00	0.6
Junction 2M	0.00004	0	09Jan2000, 12:00	0	Junction 2M	0.00004	0	02Jan2000, 18:00	0
Junction 2N	0.0001	0	09Jan2000, 12:00	0	Junction 2N	0.0001	0	02Jan2000, 18:00	0
Junction 2O	0.0001	0	09Jan2000, 12:00	0	Junction 2O	0.0001	0	02Jan2000, 18:00	0

Junction 2P	0.00824	0.5	09Jan2000, 12:00	3.2	Junction 2P	0.00824	1.9	02Jan2000, 18:00	2
Junction 2Q	0.0002	0	09Jan2000, 12:00	0.1	Junction 2Q	0.0002	0	02Jan2000, 18:00	0.1
Junction 2R	0.00907	0.5	09Jan2000, 12:00	3.5	Junction 2R	0.00907	2.1	02Jan2000, 18:00	2.3
Junction 2S	0.0002	0	09Jan2000, 00:36	0.1	Junction 2S	0.0002	0	02Jan2000, 17:12	0.1
Junction 2T	0.0002	0	09Jan2000, 00:36	0.1	Junction 2T	0.0002	0	02Jan2000, 17:12	0.1
Junction 2U	0.0002	0	09Jan2000, 12:00	0.1	Junction 2U	0.0002	0	02Jan2000, 18:00	0.1
Junction 4A	0.0003	0	09Jan2000, 12:00	0.1	Junction 4A	0.0003	0.1	02Jan2000, 18:00	0.1
Junction 4B	0.0002	0	09Jan2000, 12:00	0.1	Junction 4B	0.0002	0	02Jan2000, 18:00	0.1
Junction 4C	0.0001	0	09Jan2000, 12:00	0	Junction 4C	0.0001	0	02Jan2000, 18:00	0
Junction 4C-1	0.0055	0.3	09Jan2000, 12:00	2.3	Junction 4C-1	0.0055	1.3	02Jan2000, 18:00	1.6
Junction 4C-10	0.0026	0.1	09Jan2000, 12:00	1.1	Junction 4C-10	0.0026	0.6	02Jan2000, 18:00	0.7
Junction 4C-11	0.0024	0.1	09Jan2000, 12:00	1	Junction 4C-11	0.0024	0.6	02Jan2000, 18:00	0.7
Junction 4C-2	0.0053	0.3	09Jan2000, 12:00	2.2	Junction 4C-2	0.0053	1.3	02Jan2000, 18:00	1.5
Junction 4C-3	0.0051	0.3	09Jan2000, 12:00	2.2	Junction 4C-3	0.0051	1.2	02Jan2000, 18:00	1.4
Junction 4C-4	0.0048	0.3	09Jan2000, 12:00	2	Junction 4C-4	0.0048	1.2	02Jan2000, 18:00	1.4
Junction 4C-5	0.0039	0.2	09Jan2000, 12:00	1.6	Junction 4C-5	0.0039	0.9	02Jan2000, 18:00	1.1
Junction 4C-6	0.0036	0.2	09Jan2000, 12:00	1.5	Junction 4C-6	0.0036	0.9	02Jan2000, 18:00	1
Junction 4C-7	0.0033	0.2	09Jan2000, 12:00	1.4	Junction 4C-7	0.0033	0.8	02Jan2000, 18:00	0.9
Junction 4C-8	0.0031	0.2	09Jan2000, 12:00	1.3	Junction 4C-8	0.0031	0.7	02Jan2000, 18:00	0.9
Junction 4C-9	0.0029	0.2	09Jan2000, 12:00	1.2	Junction 4C-9	0.0029	0.7	02Jan2000, 18:00	0.8
Junction 4D	0.0001	0	09Jan2000, 00:36	0	Junction 4D	0.0001	0	02Jan2000, 17:12	0
Junction 4E	0.0008	0	09Jan2000, 12:00	0.3	Junction 4E	0.0008	0.2	02Jan2000, 18:00	0.2
Junction 4F	0.0002	0	09Jan2000, 12:00	0.1	Junction 4F	0.0002	0	02Jan2000, 18:00	0.1
Junction 4G	0.0002	0	09Jan2000, 00:36	0.1	Junction 4G	0.0002	0	02Jan2000, 17:12	0.1
Junction 4H	0.0003	0	09Jan2000, 12:00	0.1	Junction 4H	0.0003	0.1	02Jan2000, 18:00	0.1
Junction 4I	0.0009	0.1	09Jan2000, 12:00	0.4	Junction 4I	0.0009	0.2	02Jan2000, 18:00	0.3
Junction 4J	0.0003	0	09Jan2000, 12:00	0.1	Junction 4J	0.0003	0.1	02Jan2000, 18:00	0.1
Junction 4K	0.0002	0	09Jan2000, 12:00	0.1	Junction 4K	0.0002	0	02Jan2000, 18:00	0.1
Junction 4L	0.0002	0	09Jan2000, 12:00	0.1	Junction 4L	0.0002	0	02Jan2000, 18:00	0.1
Junction 4M	0.0001	0	09Jan2000, 00:36	0	Junction 4M	0.0001	0	02Jan2000, 17:12	0
Junction 4N	0.0016	0.1	09Jan2000, 12:00	0.7	Junction 4N	0.0016	0.4	02Jan2000, 18:00	0.4
Junction 5A	0.0123	0.7	09Jan2000, 12:00	4.9	Junction 5A	0.0123	2.9	02Jan2000, 18:03	3.2
Junction 6A	0.0122	0.7	09Jan2000, 12:00	4.8	Junction 6A	0.0122	2.8	02Jan2000, 18:03	3.1
Junction 7A	0.0027	0.2	09Jan2000, 12:00	1.1	Junction 7A	0.0027	0.6	02Jan2000, 18:00	0.7
Junction 7B	0.0025	0.1	09Jan2000, 12:00	1	Junction 7B	0.0025	0.6	02Jan2000, 18:00	0.6
Junction 7C	0.0053	0.3	09Jan2000, 12:00	2.1	Junction 7C	0.0053	1.2	02Jan2000, 18:00	1.4
Junction 7D	0.001	0.1	09Jan2000, 12:00	0.4	Junction 7D	0.001	0.2	02Jan2000, 18:00	0.3
Junction 7E	0.01465	0.8	09Jan2000, 12:00	5.8	Junction 7E	0.01465	3.4	02Jan2000, 18:00	3.7
Junction 7F	0.00005	0	09Jan2000, 12:00	0	Junction 7F	0.00005	0	02Jan2000, 18:00	0
Junction 7G	0.00002	0	09Jan2000, 12:00	0	Junction 7G	0.00002	0	02Jan2000, 18:00	0
Junction 7H	0.00003	0	09Jan2000, 12:00	0	Junction 7H	0.00003	0	02Jan2000, 18:00	0
Junction 8A	0.0005	0	09Jan2000, 12:00	0.2	Junction 8A	0.0005	0.1	02Jan2000, 18:00	0.1
Junction 8B	0.0013	0.1	09Jan2000, 12:00	0.5	Junction 8B	0.0013	0.3	02Jan2000, 18:00	0.3
Junction 8C	0.0017	0.1	09Jan2000, 12:00	0.7	Junction 8C	0.0017	0.4	02Jan2000, 18:00	0.4
Junction 8D	0.0022	0.1	09Jan2000, 12:00	0.9	Junction 8D	0.0022	0.5	02Jan2000, 18:00	0.6
Junction 8E	0.0033	0.2	09Jan2000, 12:00	1.3	Junction 8E	0.0033	0.8	02Jan2000, 18:00	0.8
Junction 8F	0.0041	0.2	09Jan2000, 12:00	1.6	Junction 8F	0.0041	1	02Jan2000, 18:00	1.1
Junction 8G	0.0006	0	09Jan2000, 12:00	0.3	Junction 8G	0.0006	0.1	02Jan2000, 18:00	0.2
Junction 9A	0.002	0.1	09Jan2000, 12:00	0.8	Junction 9A	0.002	0.5	02Jan2000, 18:00	0.6

Junction 9A-9C	0.0043	0.2	09Jan2000, 12:00	1.8	Junction 9A-9C	0.0043	1	02Jan2000, 18:00	1.2
Junction 9B	0.0015	0.1	09Jan2000, 12:00	0.6	Junction 9B	0.0015	0.4	02Jan2000, 18:00	0.4
Junction 9B-9D	0.0094	0.5	09Jan2000, 12:00	3.9	Junction 9B-9D	0.0094	2.3	02Jan2000, 18:00	2.6
Junction 9C	0.0033	0.2	09Jan2000, 12:00	1.4	Junction 9C	0.0033	0.8	02Jan2000, 18:00	0.9
Junction 9D	0.0036	0.2	09Jan2000, 12:00	1.5	Junction 9D	0.0036	0.9	02Jan2000, 18:00	1
Junction 9E	0.001	0.1	09Jan2000, 12:00	0.4	Junction 9E	0.001	0.2	02Jan2000, 18:00	0.3
Junction 9E-9C	0.0043	0.2	09Jan2000, 12:00	1.8	Junction 9E-9C	0.0043	1	02Jan2000, 18:00	1.2
Junction 9F	0.0002	0	09Jan2000, 12:00	0.1	Junction 9F	0.0002	0	02Jan2000, 18:00	0.1
Outlet 1	0.016	0.9	09Jan2000, 11:57	6.5	Outlet 1	0.016	3.8	02Jan2000, 17:57	4.3
OUTLET 10	0.0019	0.1	09Jan2000, 11:57	0.8	OUTLET 10	0.0019	0.4	02Jan2000, 17:57	0.5
OUTLET 11	0.25614	14.6	09Jan2000, 11:57	106.2	OUTLET 11	0.25614	61.4	02Jan2000, 17:57	70.6
OUTLET 2	0.01287	0.7	09Jan2000, 11:57	5.1	OUTLET 2	0.01287	3	02Jan2000, 17:57	3.4
OUTLET 3A	0.0005	0	09Jan2000, 11:57	0.2	OUTLET 3A	0.0005	0.1	02Jan2000, 17:57	0.1
OUTLET 3B	0.0005	0	09Jan2000, 11:57	0.2	OUTLET 3B	0.0005	0.1	02Jan2000, 17:57	0.1
OUTLET 4	0.0055	0.3	09Jan2000, 11:57	2.3	OUTLET 4	0.0055	1.3	02Jan2000, 17:57	1.6
OUTLET 5	0.0123	0.7	09Jan2000, 11:57	4.9	OUTLET 5	0.0123	2.9	02Jan2000, 18:00	3.2
OUTLET 6	0.0122	0.7	09Jan2000, 11:57	4.8	OUTLET 6	0.0122	2.8	02Jan2000, 18:00	3.1
OUTLET 7	0.01465	0.8	09Jan2000, 11:57	5.8	OUTLET 7	0.01465	3.4	02Jan2000, 17:57	3.7
OUTLET 8A	0.0041	0.2	09Jan2000, 11:57	1.6	OUTLET 8A	0.0041	1	02Jan2000, 17:57	1.1
OUTLET 8B	0.0006	0	09Jan2000, 11:57	0.3	OUTLET 8B	0.0006	0.1	02Jan2000, 17:57	0.2
OUTLET 9	0.0094	0.5	09Jan2000, 11:57	3.9	OUTLET 9	0.0094	2.3	02Jan2000, 17:57	2.6
1A	0.0041	0.2	09Jan2000, 12:00	1.6	1A	0.0041	0.9	02Jan2000, 18:00	1
1B	0.0015	0.1	09Jan2000, 12:00	0.6	1B	0.0015	0.4	02Jan2000, 18:00	0.4
1C	0.0027	0.2	09Jan2000, 12:00	1.1	1C	0.0027	0.7	02Jan2000, 18:00	0.8
1D	0.0001	0	09Jan2000, 12:00	0	1D	0.0001	0	02Jan2000, 18:00	0
1E	0.0071	0.4	09Jan2000, 12:00	2.9	1E	0.0071	1.7	02Jan2000, 18:00	1.9
1F	0.0002	0	09Jan2000, 12:00	0.1	1F	0.0002	0	02Jan2000, 18:00	0.1
1G	0.0001	0	09Jan2000, 12:00	0	1G	0.0001	0	02Jan2000, 18:00	0
1H	0.0002	0	09Jan2000, 12:00	0.1	1H	0.0002	0	02Jan2000, 18:00	0.1
10A	0.0014	0.1	09Jan2000, 12:00	0.6	10A	0.0014	0.3	02Jan2000, 18:03	0.4
10B	0.0001	0	09Jan2000, 00:36	0	10B	0.0001	0	02Jan2000, 17:12	0
10C	0.0004	0	09Jan2000, 12:00	0.2	10C	0.0004	0.1	02Jan2000, 18:00	0.1
11A	0.0013	0.1	09Jan2000, 12:00	0.5	11A	0.0013	0.3	02Jan2000, 18:00	0.3
11AA	0.0066	0.4	09Jan2000, 12:00	2.8	11AA	0.0066	1.6	02Jan2000, 18:00	1.9
11AB	0.0002	0	09Jan2000, 12:00	0.1	11AB	0.0002	0	02Jan2000, 18:00	0.1
11AC	0.001	0.1	09Jan2000, 12:00	0.4	11AC	0.001	0.2	02Jan2000, 18:09	0.2
11AD	0.0003	0	09Jan2000, 12:00	0.1	11AD	0.0003	0.1	02Jan2000, 18:00	0.1
11AE	0.0003	0	09Jan2000, 12:00	0.1	11AE	0.0003	0.1	02Jan2000, 18:00	0.1
11AF	0.0005	0	09Jan2000, 12:00	0.2	11AF	0.0005	0.1	02Jan2000, 18:00	0.1
11AG	0.00004	0	09Jan2000, 00:36	0	11AG	0.00004	0	02Jan2000, 17:12	0
11AH	0.0026	0.1	09Jan2000, 12:00	1.1	11AH	0.0026	0.6	02Jan2000, 18:03	0.8
11AI	0.0384	2.2	09Jan2000, 12:00	15.8	11AI	0.0384	9.2	02Jan2000, 18:00	10.4
11AJ	0.1146	6.6	09Jan2000, 12:00	48.6	11AJ	0.1146	27.7	02Jan2000, 18:00	32.6
11AK	0.0432	2.4	09Jan2000, 12:00	17	11AK	0.0432	10.2	02Jan2000, 18:00	11.1
11B	0.0004	0	09Jan2000, 12:00	0.2	11B	0.0004	0.1	02Jan2000, 18:00	0.1
11C	0.0084	0.5	09Jan2000, 12:00	3.4	11C	0.0084	2	02Jan2000, 18:00	2.2
11D	0.0009	0.1	09Jan2000, 12:00	0.4	11D	0.0009	0.2	02Jan2000, 18:00	0.2
11E	0.0006	0	09Jan2000, 12:00	0.2	11E	0.0006	0.1	02Jan2000, 18:00	0.2
11F	0.0032	0.2	09Jan2000, 12:00	1.3	11F	0.0032	0.8	02Jan2000, 18:00	0.8

11G	0.0004	0	09Jan2000, 12:00	0.2	11G	0.0004	0.1	02Jan2000, 18:00	0.1
11H	0.0002	0	09Jan2000, 12:00	0.1	11H	0.0002	0	02Jan2000, 18:00	0.1
11I	0.0002	0	09Jan2000, 12:00	0.1	11I	0.0002	0	02Jan2000, 18:00	0.1
11J	0.0009	0.1	09Jan2000, 12:00	0.4	11J	0.0009	0.2	02Jan2000, 18:00	0.2
11K	0.0002	0	09Jan2000, 12:00	0.1	11K	0.0002	0	02Jan2000, 18:00	0.1
11L	0.0034	0.2	09Jan2000, 12:00	1.4	11L	0.0034	0.8	02Jan2000, 18:00	0.9
11M	0.0012	0.1	09Jan2000, 12:00	0.5	11M	0.0012	0.3	02Jan2000, 18:00	0.3
11N	0.0001	0	09Jan2000, 00:36	0	11N	0.0001	0	02Jan2000, 17:27	0
11O	0.0032	0.2	09Jan2000, 12:00	1.3	11O	0.0032	0.8	02Jan2000, 18:00	0.8
11P	0.0007	0	09Jan2000, 12:00	0.3	11P	0.0007	0.2	02Jan2000, 18:00	0.2
11Q	0.0029	0.2	09Jan2000, 12:00	1.2	11Q	0.0029	0.7	02Jan2000, 18:00	0.8
11R	0.0024	0.1	09Jan2000, 12:00	1	11R	0.0024	0.6	02Jan2000, 18:00	0.7
11S	0.005	0.3	09Jan2000, 12:00	2.1	11S	0.005	1.2	02Jan2000, 18:00	1.4
11T	0.0016	0.1	09Jan2000, 12:00	0.7	11T	0.0016	0.4	02Jan2000, 18:00	0.4
11U	0.0032	0.2	09Jan2000, 12:00	1.3	11U	0.0032	0.8	02Jan2000, 18:00	0.9
11V	0.001	0.1	09Jan2000, 12:00	0.4	11V	0.001	0.2	02Jan2000, 18:00	0.3
11W	0.0016	0.1	09Jan2000, 12:00	0.7	11W	0.0016	0.4	02Jan2000, 18:00	0.5
11X	0.001	0.1	09Jan2000, 12:00	0.4	11X	0.001	0.2	02Jan2000, 18:00	0.3
11Y	0.0003	0	09Jan2000, 12:00	0.1	11Y	0.0003	0.1	02Jan2000, 18:00	0.1
11Z	0.0041	0.2	09Jan2000, 12:00	1.8	11Z	0.0041	1	02Jan2000, 18:00	1.2
2A	0.0014	0.1	09Jan2000, 12:00	0.6	2A	0.0014	0.3	02Jan2000, 18:00	0.4
2B	0.0069	0.4	09Jan2000, 12:00	2.6	2B	0.0069	1.6	02Jan2000, 18:00	1.6
2C	0.0002	0	09Jan2000, 12:00	0.1	2C	0.0002	0	02Jan2000, 18:00	0.1
2D	0.0001	0	09Jan2000, 12:00	0	2D	0.0001	0	02Jan2000, 18:00	0
2E	0.0001	0	09Jan2000, 12:00	0	2E	0.0001	0	02Jan2000, 18:00	0
2F	0.0004	0	09Jan2000, 12:00	0.2	2F	0.0004	0.1	02Jan2000, 18:00	0.1
2G	0.0006	0	09Jan2000, 12:00	0.3	2G	0.0006	0.1	02Jan2000, 18:00	0.2
2H	0.0002	0	09Jan2000, 12:00	0.1	2H	0.0002	0	02Jan2000, 18:00	0.1
2I	0.0002	0	09Jan2000, 12:00	0.1	2I	0.0002	0	02Jan2000, 18:00	0.1
2J	0.0001	0	09Jan2000, 12:00	0	2J	0.0001	0	02Jan2000, 18:00	0
2k	0.0005	0	09Jan2000, 12:00	0.2	2k	0.0005	0.1	02Jan2000, 18:00	0.1
2L	0.0008	0	09Jan2000, 12:00	0.3	2L	0.0008	0.2	02Jan2000, 18:00	0.2
2M	0.00004	0	09Jan2000, 12:00	0	2M	0.00004	0	02Jan2000, 18:00	0
2N	0.0001	0	09Jan2000, 12:00	0	2N	0.0001	0	02Jan2000, 18:00	0
2O	0.0001	0	09Jan2000, 12:00	0	2O	0.0001	0	02Jan2000, 18:00	0
2P	0.0003	0	09Jan2000, 12:00	0.1	2P	0.0003	0.1	02Jan2000, 18:00	0.1
2Q	0.0002	0	09Jan2000, 12:00	0.1	2Q	0.0002	0	02Jan2000, 18:00	0.1
2R	0.00003	0	09Jan2000, 00:36	0	2R	0.00003	0	02Jan2000, 17:12	0
2S	0.0002	0	09Jan2000, 00:36	0.1	2S	0.0002	0	02Jan2000, 17:12	0.1
2T	0.0002	0	09Jan2000, 00:36	0.1	2T	0.0002	0	02Jan2000, 17:12	0.1
2U	0.0002	0	09Jan2000, 12:00	0.1	2U	0.0002	0	02Jan2000, 18:00	0.1
3A	0.0005	0	09Jan2000, 12:00	0.2	3A	0.0005	0.1	02Jan2000, 18:00	0.1
3B	0.0005	0	09Jan2000, 12:00	0.2	3B	0.0005	0.1	02Jan2000, 18:00	0.1
4A	0.0003	0	09Jan2000, 12:00	0.1	4A	0.0003	0.1	02Jan2000, 18:00	0.1
4B	0.0002	0	09Jan2000, 12:00	0.1	4B	0.0002	0	02Jan2000, 18:00	0.1
4C	0.0001	0	09Jan2000, 12:00	0	4C	0.0001	0	02Jan2000, 18:00	0
4D	0.0001	0	09Jan2000, 00:36	0	4D	0.0001	0	02Jan2000, 17:12	0
4E	0.0008	0	09Jan2000, 12:00	0.3	4E	0.0008	0.2	02Jan2000, 18:00	0.2
4F	0.0002	0	09Jan2000, 12:00	0.1	4F	0.0002	0	02Jan2000, 18:00	0.1

4G	0.0002	0	09Jan2000, 00:36	0.1	4G	0.0002	0	02Jan2000, 17:12	0.1
4H	0.0003	0	09Jan2000, 12:00	0.1	4H	0.0003	0.1	02Jan2000, 18:00	0.1
4I	0.0009	0.1	09Jan2000, 12:00	0.4	4I	0.0009	0.2	02Jan2000, 18:00	0.3
4J	0.0003	0	09Jan2000, 12:00	0.1	4J	0.0003	0.1	02Jan2000, 18:00	0.1
4K	0.0002	0	09Jan2000, 12:00	0.1	4K	0.0002	0	02Jan2000, 18:00	0.1
4L	0.0002	0	09Jan2000, 12:00	0.1	4L	0.0002	0	02Jan2000, 18:00	0.1
4M	0.0001	0	09Jan2000, 00:36	0	4M	0.0001	0	02Jan2000, 17:12	0
4N	0.0016	0.1	09Jan2000, 12:00	0.7	4N	0.0016	0.4	02Jan2000, 18:00	0.4
5A	0.0123	0.7	09Jan2000, 12:00	4.9	5A	0.0123	2.9	02Jan2000, 18:00	3.2
6A	0.0122	0.7	09Jan2000, 12:00	4.8	6A	0.0122	2.8	02Jan2000, 18:00	3.1
7A	0.0002	0	09Jan2000, 12:00	0.1	7A	0.0002	0	02Jan2000, 18:00	0.1
7B	0.0025	0.1	09Jan2000, 12:00	1	7B	0.0025	0.6	02Jan2000, 18:00	0.6
7C	0.0016	0.1	09Jan2000, 12:00	0.6	7C	0.0016	0.4	02Jan2000, 18:00	0.4
7D	0.001	0.1	09Jan2000, 12:00	0.4	7D	0.001	0.2	02Jan2000, 18:00	0.3
7E	0.0093	0.5	09Jan2000, 12:00	3.6	7E	0.0093	2.1	02Jan2000, 18:00	2.4
7F	0.00002	0	09Jan2000, 12:00	0	7F	0.00002	0	02Jan2000, 18:00	0
7G	0.00002	0	09Jan2000, 12:00	0	7G	0.00002	0	02Jan2000, 18:00	0
7H	0.00001	0	09Jan2000, 12:00	0	7H	0.00001	0	02Jan2000, 18:00	0
8A	0.0005	0	09Jan2000, 12:00	0.2	8A	0.0005	0.1	02Jan2000, 18:00	0.1
8B	0.0008	0	09Jan2000, 12:00	0.3	8B	0.0008	0.2	02Jan2000, 18:00	0.2
8C	0.0004	0	09Jan2000, 12:00	0.2	8C	0.0004	0.1	02Jan2000, 18:00	0.1
8D	0.0005	0	09Jan2000, 12:00	0.2	8D	0.0005	0.1	02Jan2000, 18:00	0.1
8E	0.0011	0.1	09Jan2000, 12:00	0.4	8E	0.0011	0.3	02Jan2000, 18:00	0.3
8F	0.0008	0	09Jan2000, 12:00	0.3	8F	0.0008	0.2	02Jan2000, 18:00	0.2
8G	0.0006	0	09Jan2000, 12:00	0.3	8G	0.0006	0.1	02Jan2000, 18:00	0.2
9A	0.002	0.1	09Jan2000, 12:00	0.8	9A	0.002	0.5	02Jan2000, 18:00	0.6
9B	0.0015	0.1	09Jan2000, 12:00	0.6	9B	0.0015	0.4	02Jan2000, 18:00	0.4
9C	0.0013	0.1	09Jan2000, 12:00	0.6	9C	0.0013	0.3	02Jan2000, 18:00	0.4
9D	0.0036	0.2	09Jan2000, 12:00	1.5	9D	0.0036	0.9	02Jan2000, 18:00	1
9E	0.0008	0	09Jan2000, 12:00	0.3	9E	0.0008	0.2	02Jan2000, 18:00	0.2
9F	0.0002	0	09Jan2000, 12:00	0.1	9F	0.0002	0	02Jan2000, 18:00	0.1

10YR72HR				
Hydrologic Element	Drainage Area (MI2)	Peak Discharge (CFS)	Time of Peak	Volume (AC-FT)
DEP 1C	0.0027	0.4	03Jan2000, 18:00	0.8
DEP 1E	0.0071	1.1	03Jan2000, 18:00	2.1
DEP 11O	0.0032	0.5	03Jan2000, 18:00	0.9
DEP 11Q	0.0029	0.4	03Jan2000, 18:00	0.9
DEP 11S	0.005	0.8	03Jan2000, 18:00	1.5
DEP 5A	0.0123	1.8	03Jan2000, 18:00	3.5
DEP 6A	0.0122	1.8	03Jan2000, 18:00	3.4
DEP 7E	0.0093	1.4	03Jan2000, 18:00	2.6
Junction ML1	0.0017	0.3	03Jan2000, 18:00	0.5
Junction ML2	0.0097	1.5	03Jan2000, 18:00	2.8
Junction ML3	0.0105	1.6	03Jan2000, 18:00	3
Junction ML4	0.0158	2.4	03Jan2000, 18:00	4.7
Junction ML5	0.2514	38	03Jan2000, 18:00	75
Junction ML6	0.2527	38.2	03Jan2000, 18:00	75.3
Junction ML7	0.2535	38.3	03Jan2000, 18:00	75.6
Junction ML8	0.25614	38.7	03Jan2000, 18:00	76.4
Junction Q4	0.00844	1.2	03Jan2000, 18:00	2.3
Junction 2C-6	0.0005	0.1	03Jan2000, 18:00	0.2
Junction 1A	0.016	2.4	03Jan2000, 18:00	4.6
Junction 1B	0.0015	0.2	03Jan2000, 18:00	0.4
Junction 1C	0.0042	0.6	03Jan2000, 18:00	1.3
Junction 1D	0.0043	0.7	03Jan2000, 18:00	1.3
Junction 1E	0.0114	1.7	03Jan2000, 18:00	3.4
Junction 1F	0.0005	0.1	03Jan2000, 18:00	0.2
Junction 1G	0.0003	0	03Jan2000, 18:00	0.1
Junction 1H	0.0002	0	03Jan2000, 18:00	0.1
Junction 10A	0.0014	0.2	03Jan2000, 18:00	0.4
Junction 10B	0.0015	0.2	03Jan2000, 18:00	0.4
Junction 10C	0.0019	0.3	03Jan2000, 18:00	0.6
Junction 11A	0.0013	0.2	03Jan2000, 18:00	0.4
Junction 11AA	0.0066	1	03Jan2000, 18:00	2
Junction 11AB	0.0002	0	03Jan2000, 18:00	0.1
Junction 11AC	0.001	0.1	03Jan2000, 18:00	0.3
Junction 11AD	0.0003	0	03Jan2000, 18:00	0.1
Junction 11AE	0.0003	0	03Jan2000, 18:00	0.1
Junction 11AF	0.0005	0.1	03Jan2000, 18:00	0.2
Junction 11AG	0.00004	0	03Jan2000, 16:12	0
Junction 11AH	0.00264	0.4	03Jan2000, 18:00	0.8
Junction 11AI	0.1962	29.7	03Jan2000, 18:00	58.5
Junction 11AJ	0.1578	23.9	03Jan2000, 18:00	47.2
Junction 11AK	0.0432	6.4	03Jan2000, 18:00	12.1
Junction 11B	0.0004	0.1	03Jan2000, 18:00	0.1
Junction 11C	0.0084	1.3	03Jan2000, 18:00	2.4
Junction 11D	0.0099	1.5	03Jan2000, 18:00	2.9
Junction 11E	0.0006	0.1	03Jan2000, 18:00	0.2

Junction 11F	0.0034	0.5	03Jan2000, 18:00	1
Junction 11G	0.0004	0.1	03Jan2000, 18:00	0.1
Junction 11H	0.0002	0	03Jan2000, 18:00	0.1
Junction 11I	0.0002	0	03Jan2000, 18:00	0.1
Junction 11J	0.0009	0.1	03Jan2000, 18:00	0.3
Junction 11K	0.0116	1.7	03Jan2000, 18:00	3.4
Junction 11L	0.0034	0.5	03Jan2000, 18:00	1
Junction 11M	0.0012	0.2	03Jan2000, 18:00	0.4
Junction 11N	0.0001	0	03Jan2000, 16:27	0
Junction 11O	0.0032	0.5	03Jan2000, 18:00	0.9
Junction 11P	0.0007	0.1	03Jan2000, 18:00	0.2
Junction 11Q	0.0029	0.4	03Jan2000, 18:00	0.9
Junction 11R	0.0024	0.4	03Jan2000, 18:00	0.7
Junction 11S	0.0082	1.2	03Jan2000, 18:00	2.4
Junction 11T	0.0098	1.5	03Jan2000, 18:00	2.9
Junction 11U	0.0032	0.5	03Jan2000, 18:00	1
Junction 11V	0.001	0.2	03Jan2000, 18:00	0.3
Junction 11W	0.0016	0.2	03Jan2000, 18:00	0.5
Junction 11X	0.001	0.1	03Jan2000, 18:00	0.3
Junction 11Y	0.0003	0	03Jan2000, 18:00	0.1
Junction 11Z	0.2003	30.3	03Jan2000, 18:00	59.8
Junction 11-C1	0.0105	1.6	03Jan2000, 18:00	3
Junction 11-C2	0.0013	0.2	03Jan2000, 18:00	0.4
Junction 11-C3	0.2032	30.7	03Jan2000, 18:00	60.7
Junction 11-C4	0.2148	32.5	03Jan2000, 18:00	64.1
Junction 11-C5	0.2224	33.6	03Jan2000, 18:00	66.4
Junction 2A	0.0014	0.2	03Jan2000, 18:00	0.4
Junction 2B	0.0069	1	03Jan2000, 18:00	1.8
Junction 2C	0.00714	1	03Jan2000, 18:00	1.9
Junction 2C-1	0.00734	1.1	03Jan2000, 18:00	1.9
Junction 2C-2	0.00754	1.1	03Jan2000, 18:00	2
Junction 2C-3	0.00794	1.2	03Jan2000, 18:00	2.1
Junction 2C-4	0.00927	1.4	03Jan2000, 18:00	2.5
Junction 2C-5	0.00977	1.4	03Jan2000, 18:00	2.7
Junction 2C-7	0.00997	1.5	03Jan2000, 18:00	2.8
Junction 2C-8	0.01047	1.6	03Jan2000, 18:00	2.9
Junction 2C-9	0.01287	1.9	03Jan2000, 18:00	3.6
Junction 2D	0.0001	0	03Jan2000, 18:00	0
Junction 2E	0.0001	0	03Jan2000, 18:00	0
Junction 2F	0.0004	0.1	03Jan2000, 18:00	0.1
Junction 2G	0.0006	0.1	03Jan2000, 18:00	0.2
Junction 2H	0.0002	0	03Jan2000, 18:00	0.1
Junction 2I	0.0002	0	03Jan2000, 18:00	0.1
Junction 2J	0.0001	0	03Jan2000, 18:00	0
Junction 2K	0.0005	0.1	03Jan2000, 18:00	0.2
Junction 2L	0.0022	0.3	03Jan2000, 18:00	0.7
Junction 2M	0.00004	0	03Jan2000, 18:00	0
Junction 2N	0.0001	0	03Jan2000, 18:00	0
Junction 2O	0.0001	0	03Jan2000, 18:00	0

Junction 2P	0.00824	1.2	03Jan2000, 18:00	2.2
Junction 2Q	0.0002	0	03Jan2000, 18:00	0.1
Junction 2R	0.00907	1.3	03Jan2000, 18:00	2.5
Junction 2S	0.0002	0	03Jan2000, 16:12	0.1
Junction 2T	0.0002	0	03Jan2000, 16:12	0.1
Junction 2U	0.0002	0	03Jan2000, 18:00	0.1
Junction 4A	0.0003	0	03Jan2000, 18:00	0.1
Junction 4B	0.0002	0	03Jan2000, 18:00	0.1
Junction 4C	0.0001	0	03Jan2000, 18:00	0
Junction 4C-1	0.0055	0.8	03Jan2000, 18:00	1.7
Junction 4C-10	0.0026	0.4	03Jan2000, 18:00	0.8
Junction 4C-11	0.0024	0.4	03Jan2000, 18:00	0.7
Junction 4C-2	0.0053	0.8	03Jan2000, 18:00	1.6
Junction 4C-3	0.0051	0.8	03Jan2000, 18:00	1.6
Junction 4C-4	0.0048	0.7	03Jan2000, 18:00	1.5
Junction 4C-5	0.0039	0.6	03Jan2000, 18:00	1.2
Junction 4C-6	0.0036	0.5	03Jan2000, 18:00	1.1
Junction 4C-7	0.0033	0.5	03Jan2000, 18:00	1
Junction 4C-8	0.0031	0.5	03Jan2000, 18:00	0.9
Junction 4C-9	0.0029	0.4	03Jan2000, 18:00	0.9
Junction 4D	0.0001	0	03Jan2000, 16:12	0
Junction 4E	0.0008	0.1	03Jan2000, 18:00	0.2
Junction 4F	0.0002	0	03Jan2000, 18:00	0.1
Junction 4G	0.0002	0	03Jan2000, 16:12	0.1
Junction 4H	0.0003	0	03Jan2000, 18:00	0.1
Junction 4I	0.0009	0.1	03Jan2000, 18:00	0.3
Junction 4J	0.0003	0	03Jan2000, 18:00	0.1
Junction 4K	0.0002	0	03Jan2000, 18:00	0.1
Junction 4L	0.0002	0	03Jan2000, 18:00	0.1
Junction 4M	0.0001	0	03Jan2000, 16:12	0
Junction 4N	0.0016	0.2	03Jan2000, 18:00	0.5
Junction 5A	0.0123	1.8	03Jan2000, 18:00	3.5
Junction 6A	0.0122	1.8	03Jan2000, 18:00	3.4
Junction 7A	0.0027	0.4	03Jan2000, 18:00	0.7
Junction 7B	0.0025	0.4	03Jan2000, 18:00	0.7
Junction 7C	0.0053	0.8	03Jan2000, 18:00	1.5
Junction 7D	0.001	0.1	03Jan2000, 18:00	0.3
Junction 7E	0.01465	2.2	03Jan2000, 18:00	4.1
Junction 7F	0.00005	0	03Jan2000, 18:00	0
Junction 7G	0.00002	0	03Jan2000, 18:00	0
Junction 7H	0.00003	0	03Jan2000, 18:00	0
Junction 8A	0.0005	0.1	03Jan2000, 18:00	0.1
Junction 8B	0.0013	0.2	03Jan2000, 18:00	0.4
Junction 8C	0.0017	0.3	03Jan2000, 18:00	0.5
Junction 8D	0.0022	0.3	03Jan2000, 18:00	0.6
Junction 8E	0.0033	0.5	03Jan2000, 18:00	0.9
Junction 8F	0.0041	0.6	03Jan2000, 18:00	1.1
Junction 8G	0.0006	0.1	03Jan2000, 18:00	0.2
Junction 9A	0.002	0.3	03Jan2000, 18:00	0.6

Junction 9A-9C	0.0043	0.7	03Jan2000, 18:00	1.3
Junction 9B	0.0015	0.2	03Jan2000, 18:00	0.4
Junction 9B-9D	0.0094	1.4	03Jan2000, 18:00	2.8
Junction 9C	0.0033	0.5	03Jan2000, 18:00	1
Junction 9D	0.0036	0.5	03Jan2000, 18:00	1.1
Junction 9E	0.001	0.2	03Jan2000, 18:00	0.3
Junction 9E-9C	0.0043	0.7	03Jan2000, 18:00	1.3
Junction 9F	0.0002	0	03Jan2000, 18:00	0.1
Outlet 1	0.016	2.4	03Jan2000, 17:57	4.6
OUTLET 10	0.0019	0.3	03Jan2000, 17:57	0.6
OUTLET 11	0.25614	38.7	03Jan2000, 17:57	76.4
OUTLET 2	0.01287	1.9	03Jan2000, 17:57	3.6
OUTLET 3A	0.0005	0.1	03Jan2000, 17:57	0.2
OUTLET 3B	0.0005	0.1	03Jan2000, 17:57	0.2
OUTLET 4	0.0055	0.8	03Jan2000, 17:57	1.7
OUTLET 5	0.0123	1.8	03Jan2000, 17:57	3.5
OUTLET 6	0.0122	1.8	03Jan2000, 17:57	3.4
OUTLET 7	0.01465	2.2	03Jan2000, 17:57	4.1
OUTLET 8A	0.0041	0.6	03Jan2000, 17:57	1.1
OUTLET 8B	0.0006	0.1	03Jan2000, 17:57	0.2
OUTLET 9	0.0094	1.4	03Jan2000, 17:57	2.8
1A	0.0041	0.6	03Jan2000, 18:00	1.1
1B	0.0015	0.2	03Jan2000, 18:00	0.4
1C	0.0027	0.4	03Jan2000, 18:00	0.8
1D	0.0001	0	03Jan2000, 18:00	0
1E	0.0071	1.1	03Jan2000, 18:00	2.1
1F	0.0002	0	03Jan2000, 18:00	0.1
1G	0.0001	0	03Jan2000, 18:00	0
1H	0.0002	0	03Jan2000, 18:00	0.1
10A	0.0014	0.2	03Jan2000, 18:00	0.4
10B	0.0001	0	03Jan2000, 16:12	0
10C	0.0004	0.1	03Jan2000, 18:00	0.1
11A	0.0013	0.2	03Jan2000, 18:00	0.4
11AA	0.0066	1	03Jan2000, 18:00	2
11AB	0.0002	0	03Jan2000, 18:00	0.1
11AC	0.001	0.1	03Jan2000, 18:00	0.3
11AD	0.0003	0	03Jan2000, 18:00	0.1
11AE	0.0003	0	03Jan2000, 18:00	0.1
11AF	0.0005	0.1	03Jan2000, 18:00	0.2
11AG	0.00004	0	03Jan2000, 16:12	0
11AH	0.0026	0.4	03Jan2000, 18:00	0.8
11AI	0.0384	5.8	03Jan2000, 18:00	11.3
11AJ	0.1146	17.4	03Jan2000, 18:00	35.2
11AK	0.0432	6.4	03Jan2000, 18:00	12.1
11B	0.0004	0.1	03Jan2000, 18:00	0.1
11C	0.0084	1.3	03Jan2000, 18:00	2.4
11D	0.0009	0.1	03Jan2000, 18:00	0.3
11E	0.0006	0.1	03Jan2000, 18:00	0.2
11F	0.0032	0.5	03Jan2000, 18:00	0.9

11G	0.0004	0.1	03Jan2000, 18:00	0.1
11H	0.0002	0	03Jan2000, 18:00	0.1
11I	0.0002	0	03Jan2000, 18:00	0.1
11J	0.0009	0.1	03Jan2000, 18:00	0.3
11K	0.0002	0	03Jan2000, 18:00	0.1
11L	0.0034	0.5	03Jan2000, 18:00	1
11M	0.0012	0.2	03Jan2000, 18:00	0.4
11N	0.0001	0	03Jan2000, 16:27	0
11O	0.0032	0.5	03Jan2000, 18:00	0.9
11P	0.0007	0.1	03Jan2000, 18:00	0.2
11Q	0.0029	0.4	03Jan2000, 18:00	0.9
11R	0.0024	0.4	03Jan2000, 18:00	0.7
11S	0.005	0.8	03Jan2000, 18:00	1.5
11T	0.0016	0.2	03Jan2000, 18:00	0.5
11U	0.0032	0.5	03Jan2000, 18:00	1
11V	0.001	0.2	03Jan2000, 18:00	0.3
11W	0.0016	0.2	03Jan2000, 18:00	0.5
11X	0.001	0.1	03Jan2000, 18:00	0.3
11Y	0.0003	0	03Jan2000, 18:00	0.1
11Z	0.0041	0.6	03Jan2000, 18:00	1.3
2A	0.0014	0.2	03Jan2000, 18:00	0.4
2B	0.0069	1	03Jan2000, 18:00	1.8
2C	0.0002	0	03Jan2000, 18:00	0.1
2D	0.0001	0	03Jan2000, 18:00	0
2E	0.0001	0	03Jan2000, 18:00	0
2F	0.0004	0.1	03Jan2000, 18:00	0.1
2G	0.0006	0.1	03Jan2000, 18:00	0.2
2H	0.0002	0	03Jan2000, 18:00	0.1
2I	0.0002	0	03Jan2000, 18:00	0.1
2J	0.0001	0	03Jan2000, 18:00	0
2k	0.0005	0.1	03Jan2000, 18:00	0.2
2L	0.0008	0.1	03Jan2000, 18:00	0.2
2M	0.00004	0	03Jan2000, 18:00	0
2N	0.0001	0	03Jan2000, 18:00	0
2O	0.0001	0	03Jan2000, 18:00	0
2P	0.0003	0	03Jan2000, 18:00	0.1
2Q	0.0002	0	03Jan2000, 18:00	0.1
2R	0.00003	0	03Jan2000, 16:12	0
2S	0.0002	0	03Jan2000, 16:12	0.1
2T	0.0002	0	03Jan2000, 16:12	0.1
2U	0.0002	0	03Jan2000, 18:00	0.1
3A	0.0005	0.1	03Jan2000, 18:00	0.2
3B	0.0005	0.1	03Jan2000, 18:00	0.2
4A	0.0003	0	03Jan2000, 18:00	0.1
4B	0.0002	0	03Jan2000, 18:00	0.1
4C	0.0001	0	03Jan2000, 18:00	0
4D	0.0001	0	03Jan2000, 16:12	0
4E	0.0008	0.1	03Jan2000, 18:00	0.2
4F	0.0002	0	03Jan2000, 18:00	0.1

4G	0.0002	0	03Jan2000, 16:12	0.1
4H	0.0003	0	03Jan2000, 18:00	0.1
4I	0.0009	0.1	03Jan2000, 18:00	0.3
4J	0.0003	0	03Jan2000, 18:00	0.1
4K	0.0002	0	03Jan2000, 18:00	0.1
4L	0.0002	0	03Jan2000, 18:00	0.1
4M	0.0001	0	03Jan2000, 16:12	0
4N	0.0016	0.2	03Jan2000, 18:00	0.5
5A	0.0123	1.8	03Jan2000, 18:00	3.5
6A	0.0122	1.8	03Jan2000, 18:00	3.4
7A	0.0002	0	03Jan2000, 18:00	0.1
7B	0.0025	0.4	03Jan2000, 18:00	0.7
7C	0.0016	0.2	03Jan2000, 18:00	0.5
7D	0.001	0.1	03Jan2000, 18:00	0.3
7E	0.0093	1.4	03Jan2000, 18:00	2.6
7F	0.00002	0	03Jan2000, 18:00	0
7G	0.00002	0	03Jan2000, 18:00	0
7H	0.00001	0	03Jan2000, 18:00	0
8A	0.0005	0.1	03Jan2000, 18:00	0.1
8B	0.0008	0.1	03Jan2000, 18:00	0.2
8C	0.0004	0.1	03Jan2000, 18:00	0.1
8D	0.0005	0.1	03Jan2000, 18:00	0.1
8E	0.0011	0.2	03Jan2000, 18:00	0.3
8F	0.0008	0.1	03Jan2000, 18:00	0.2
8G	0.0006	0.1	03Jan2000, 18:00	0.2
9A	0.002	0.3	03Jan2000, 18:00	0.6
9B	0.0015	0.2	03Jan2000, 18:00	0.4
9C	0.0013	0.2	03Jan2000, 18:00	0.4
9D	0.0036	0.5	03Jan2000, 18:00	1.1
9E	0.0008	0.1	03Jan2000, 18:00	0.2
9F	0.0002	0	03Jan2000, 18:00	0.1

HEC-HMS Modeling Results

Existing 50 Year Storm

50YR01HR				
Hydrologic Element	Drainage Area (MI2)	Peak Discharge (CFS)	Time of Peak	Volume (AC-FT)
DEP 1C	0.0027	7.8	01Jan2000, 00:24	0.5
DEP 1E	0.0071	14.6	01Jan2000, 00:39	1.2
DEP 11O	0.0032	7.2	01Jan2000, 00:27	0.5
DEP 11Q	0.0029	7.6	01Jan2000, 00:27	0.5
DEP 11S	0.005	10.3	01Jan2000, 00:30	0.8
DEP 5A	0.0123	24.8	01Jan2000, 00:33	1.9
DEP 6A	0.0122	25.3	01Jan2000, 00:30	1.8
DEP 7E	0.0093	17.1	01Jan2000, 00:33	1.4
Junction ML1	0.0017	3.8	01Jan2000, 00:33	0.3
Junction ML2	0.0097	25.3	01Jan2000, 00:27	1.5
Junction ML3	0.0105	27.3	01Jan2000, 00:27	1.7
Junction ML4	0.0158	40.9	01Jan2000, 00:24	2.6
Junction ML5	0.2514	687.4	01Jan2000, 00:30	41.7
Junction ML6	0.2527	688.5	01Jan2000, 00:30	41.9
Junction ML7	0.2535	690.4	01Jan2000, 00:30	42.1
Junction ML8	0.25614	696.8	01Jan2000, 00:30	42.6
Junction Q4	0.00844	20.1	01Jan2000, 00:27	1.2
Junction 2C-6	0.0005	1.7	01Jan2000, 00:15	0.1
Junction 1A	0.016	35	01Jan2000, 00:33	2.5
Junction 1B	0.0015	4.7	01Jan2000, 00:27	0.2
Junction 1C	0.0042	12.4	01Jan2000, 00:24	0.7
Junction 1D	0.0043	12.6	01Jan2000, 00:24	0.7
Junction 1E	0.0114	25.3	01Jan2000, 00:30	1.9
Junction 1F	0.0005	2.6	01Jan2000, 00:09	0.1
Junction 1G	0.0003	1.6	01Jan2000, 00:09	0.1
Junction 1H	0.0002	1.1	01Jan2000, 00:09	0
Junction 10A	0.0014	3	01Jan2000, 00:42	0.2
Junction 10B	0.0015	3.1	01Jan2000, 00:42	0.2
Junction 10C	0.0019	3.6	01Jan2000, 00:42	0.3
Junction 11A	0.0013	3.3	01Jan2000, 00:33	0.2
Junction 11AA	0.0066	25.1	01Jan2000, 00:21	1.1
Junction 11AB	0.0002	0.7	01Jan2000, 00:24	0
Junction 11AC	0.001	1.5	01Jan2000, 00:57	0.1
Junction 11AD	0.0003	1.6	01Jan2000, 00:09	0.1
Junction 11AE	0.0003	1.5	01Jan2000, 00:09	0.1
Junction 11AF	0.0005	1.5	01Jan2000, 00:33	0.1
Junction 11AG	0.00004	0.2	01Jan2000, 00:09	0
Junction 11AH	0.00264	7.1	01Jan2000, 00:36	0.5
Junction 11AI	0.1962	547.8	01Jan2000, 00:30	32.6
Junction 11AJ	0.1578	435	01Jan2000, 00:33	26.3
Junction 11AK	0.0432	113.9	01Jan2000, 00:30	6.5
Junction 11B	0.0004	1.9	01Jan2000, 00:12	0.1
Junction 11C	0.0084	24.5	01Jan2000, 00:27	1.3
Junction 11D	0.0099	27.7	01Jan2000, 00:27	1.6
Junction 11E	0.0006	1.6	01Jan2000, 00:30	0.1

50YR02HR				
Hydrologic Element	Drainage Area (MI2)	Peak Discharge (CFS)	Time of Peak	Volume (AC-FT)
DEP 1C	0.0027	6.6	01Jan2000, 00:36	0.6
DEP 1E	0.0071	13.8	01Jan2000, 00:48	1.5
DEP 11O	0.0032	6.4	01Jan2000, 00:39	0.6
DEP 11Q	0.0029	6.6	01Jan2000, 00:39	0.6
DEP 11S	0.005	9.4	01Jan2000, 00:42	1
DEP 5A	0.0123	22.7	01Jan2000, 00:45	2.4
DEP 6A	0.0122	23	01Jan2000, 00:42	2.3
DEP 7E	0.0093	15.9	01Jan2000, 00:45	1.7
Junction ML1	0.0017	3.5	01Jan2000, 00:36	0.3
Junction ML2	0.0097	22.2	01Jan2000, 00:36	1.9
Junction ML3	0.0105	24	01Jan2000, 00:36	2.1
Junction ML4	0.0158	36.2	01Jan2000, 00:33	3.3
Junction ML5	0.2514	596.1	01Jan2000, 00:39	52.5
Junction ML6	0.2527	597.4	01Jan2000, 00:39	52.7
Junction ML7	0.2535	599.2	01Jan2000, 00:39	52.9
Junction ML8	0.25614	605.3	01Jan2000, 00:39	53.5
Junction Q4	0.00844	17.7	01Jan2000, 00:36	1.5
Junction 2C-6	0.0005	1.3	01Jan2000, 00:24	0.1
Junction 1A	0.016	32.1	01Jan2000, 00:42	3.2
Junction 1B	0.0015	3.8	01Jan2000, 00:36	0.3
Junction 1C	0.0042	10.4	01Jan2000, 00:36	0.9
Junction 1D	0.0043	10.5	01Jan2000, 00:36	0.9
Junction 1E	0.0114	23.2	01Jan2000, 00:42	2.4
Junction 1F	0.0005	1.7	01Jan2000, 00:18	0.1
Junction 1G	0.0003	1	01Jan2000, 00:18	0.1
Junction 1H	0.0002	0.7	01Jan2000, 00:18	0
Junction 10A	0.0014	2.8	01Jan2000, 00:51	0.3
Junction 10B	0.0015	2.9	01Jan2000, 00:51	0.3
Junction 10C	0.0019	3.4	01Jan2000, 00:48	0.4
Junction 11A	0.0013	2.9	01Jan2000, 00:42	0.3
Junction 11AA	0.0066	18.9	01Jan2000, 00:30	1.4
Junction 11AB	0.0002	0.5	01Jan2000, 00:33	0
Junction 11AC	0.001	1.5	01Jan2000, 01:06	0.2
Junction 11AD	0.0003	1	01Jan2000, 00:18	0.1
Junction 11AE	0.0003	1	01Jan2000, 00:18	0.1
Junction 11AF	0.0005	1.3	01Jan2000, 00:39	0.1
Junction 11AG	0.00004	0.1	01Jan2000, 00:18	0
Junction 11AH	0.00264	6.3	01Jan2000, 00:45	0.6
Junction 11AI	0.1962	471.3	01Jan2000, 00:39	41
Junction 11AJ	0.1578	376.2	01Jan2000, 00:42	33.1
Junction 11AK	0.0432	97.1	01Jan2000, 00:39	8.3
Junction 11B	0.0004	1.3	01Jan2000, 00:18	0.1
Junction 11C	0.0084	20.4	01Jan2000, 00:36	1.7
Junction 11D	0.0099	23.5	01Jan2000, 00:36	2
Junction 11E	0.0006	1.4	01Jan2000, 00:39	0.1

Junction 11F	0.0034	9.2	01Jan2000, 00:27	0.5
Junction 11G	0.0004	1.1	01Jan2000, 00:30	0.1
Junction 11H	0.0002	0.6	01Jan2000, 00:30	0
Junction 11I	0.0002	1	01Jan2000, 00:09	0
Junction 11J	0.0009	2.4	01Jan2000, 00:33	0.1
Junction 11K	0.0116	32.1	01Jan2000, 00:27	1.9
Junction 11L	0.0034	9.7	01Jan2000, 00:27	0.5
Junction 11M	0.0012	5.4	01Jan2000, 00:15	0.2
Junction 11N	0.0001	0.5	01Jan2000, 00:09	0
Junction 11O	0.0032	7.2	01Jan2000, 00:27	0.5
Junction 11P	0.0007	1.9	01Jan2000, 00:33	0.1
Junction 11Q	0.0029	7.6	01Jan2000, 00:27	0.5
Junction 11R	0.0024	11.2	01Jan2000, 00:12	0.4
Junction 11S	0.0082	17.4	01Jan2000, 00:30	1.3
Junction 11T	0.0098	21.8	01Jan2000, 00:30	1.6
Junction 11U	0.0032	15.3	01Jan2000, 00:12	0.5
Junction 11V	0.001	3.7	01Jan2000, 00:21	0.2
Junction 11W	0.0016	6.7	01Jan2000, 00:21	0.3
Junction 11X	0.001	2.9	01Jan2000, 00:24	0.1
Junction 11Y	0.0003	1.6	01Jan2000, 00:09	0.1
Junction 11Z	0.2003	561.1	01Jan2000, 00:30	33.3
Junction 11-C1	0.0105	29.4	01Jan2000, 00:27	1.7
Junction 11-C2	0.0013	4.6	01Jan2000, 00:21	0.2
Junction 11-C3	0.2032	569.3	01Jan2000, 00:30	33.8
Junction 11-C4	0.2148	600.9	01Jan2000, 00:30	35.7
Junction 11-C5	0.2224	622	01Jan2000, 00:30	37
Junction 2A	0.0014	4.3	01Jan2000, 00:27	0.2
Junction 2B	0.0069	17.1	01Jan2000, 00:27	0.9
Junction 2C	0.00714	17.8	01Jan2000, 00:27	1
Junction 2C-1	0.00734	18.1	01Jan2000, 00:27	1
Junction 2C-2	0.00754	18.5	01Jan2000, 00:27	1
Junction 2C-3	0.00794	19.2	01Jan2000, 00:27	1.1
Junction 2C-4	0.00927	21.9	01Jan2000, 00:24	1.3
Junction 2C-5	0.00977	23.4	01Jan2000, 00:24	1.4
Junction 2C-7	0.00997	23.8	01Jan2000, 00:24	1.5
Junction 2C-8	0.01047	25.7	01Jan2000, 00:24	1.6
Junction 2C-9	0.01287	33	01Jan2000, 00:24	2
Junction 2D	0.0001	0.5	01Jan2000, 00:09	0
Junction 2E	0.0001	0.5	01Jan2000, 00:09	0
Junction 2F	0.0004	2	01Jan2000, 00:09	0.1
Junction 2G	0.0006	3.1	01Jan2000, 00:09	0.1
Junction 2H	0.0002	1.1	01Jan2000, 00:09	0
Junction 2I	0.0002	0.6	01Jan2000, 00:27	0
Junction 2J	0.0001	0.4	01Jan2000, 00:18	0
Junction 2K	0.0005	1.9	01Jan2000, 00:21	0.1
Junction 2L	0.0022	7	01Jan2000, 00:27	0.4
Junction 2M	0.00004	0.2	01Jan2000, 00:09	0
Junction 2N	0.0001	0.5	01Jan2000, 00:09	0
Junction 2O	0.0001	0.5	01Jan2000, 00:09	0

Junction 11F	0.0034	7.9	01Jan2000, 00:39	0.7
Junction 11G	0.0004	0.9	01Jan2000, 00:39	0.1
Junction 11H	0.0002	0.5	01Jan2000, 00:39	0
Junction 11I	0.0002	0.7	01Jan2000, 00:18	0
Junction 11J	0.0009	2.1	01Jan2000, 00:42	0.2
Junction 11K	0.0116	27.4	01Jan2000, 00:36	2.3
Junction 11L	0.0034	8.1	01Jan2000, 00:36	0.7
Junction 11M	0.0012	3.7	01Jan2000, 00:21	0.3
Junction 11N	0.0001	0.3	01Jan2000, 00:18	0
Junction 11O	0.0032	6.4	01Jan2000, 00:39	0.6
Junction 11P	0.0007	1.6	01Jan2000, 00:42	0.1
Junction 11Q	0.0029	6.6	01Jan2000, 00:39	0.6
Junction 11R	0.0024	7.6	01Jan2000, 00:21	0.5
Junction 11S	0.0082	15.8	01Jan2000, 00:42	1.7
Junction 11T	0.0098	19.6	01Jan2000, 00:42	2
Junction 11U	0.0032	10.1	01Jan2000, 00:18	0.7
Junction 11V	0.001	2.9	01Jan2000, 00:30	0.2
Junction 11W	0.0016	5	01Jan2000, 00:27	0.4
Junction 11X	0.001	2.4	01Jan2000, 00:36	0.2
Junction 11Y	0.0003	1	01Jan2000, 00:18	0.1
Junction 11Z	0.2003	482.3	01Jan2000, 00:39	41.9
Junction 11-C1	0.0105	24.9	01Jan2000, 00:36	2.1
Junction 11-C2	0.0013	3.7	01Jan2000, 00:30	0.3
Junction 11-C3	0.2032	489.6	01Jan2000, 00:39	42.5
Junction 11-C4	0.2148	516.8	01Jan2000, 00:39	44.9
Junction 11-C5	0.2224	535.4	01Jan2000, 00:39	46.5
Junction 2A	0.0014	3.6	01Jan2000, 00:36	0.3
Junction 2B	0.0069	14.4	01Jan2000, 00:39	1.2
Junction 2C	0.00714	15	01Jan2000, 00:36	1.3
Junction 2C-1	0.00734	15.4	01Jan2000, 00:36	1.3
Junction 2C-2	0.00754	15.8	01Jan2000, 00:36	1.3
Junction 2C-3	0.00794	16.6	01Jan2000, 00:36	1.4
Junction 2C-4	0.00927	19.4	01Jan2000, 00:36	1.7
Junction 2C-5	0.00977	20.7	01Jan2000, 00:30	1.8
Junction 2C-7	0.00997	21.3	01Jan2000, 00:30	1.9
Junction 2C-8	0.01047	22.7	01Jan2000, 00:30	2
Junction 2C-9	0.01287	28.8	01Jan2000, 00:30	2.5
Junction 2D	0.0001	0.3	01Jan2000, 00:18	0
Junction 2E	0.0001	0.3	01Jan2000, 00:18	0
Junction 2F	0.0004	1.3	01Jan2000, 00:18	0.1
Junction 2G	0.0006	2	01Jan2000, 00:18	0.1
Junction 2H	0.0002	0.7	01Jan2000, 00:18	0
Junction 2I	0.0002	0.5	01Jan2000, 00:36	0
Junction 2J	0.0001	0.3	01Jan2000, 00:24	0
Junction 2K	0.0005	1.5	01Jan2000, 00:30	0.1
Junction 2L	0.0022	5.8	01Jan2000, 00:36	0.5
Junction 2M	0.00004	0.1	01Jan2000, 00:18	0
Junction 2N	0.0001	0.3	01Jan2000, 00:18	0
Junction 2O	0.0001	0.3	01Jan2000, 00:18	0

Junction 2P	0.00824	19.8	01Jan2000, 00:27	1.2
Junction 2Q	0.0002	1.1	01Jan2000, 00:09	0
Junction 2R	0.00907	21.5	01Jan2000, 00:24	1.3
Junction 2S	0.0002	1.1	01Jan2000, 00:09	0
Junction 2T	0.0002	1.1	01Jan2000, 00:09	0
Junction 2U	0.0002	1.1	01Jan2000, 00:09	0
Junction 4A	0.0003	1.4	01Jan2000, 00:15	0.1
Junction 4B	0.0002	1	01Jan2000, 00:09	0
Junction 4C	0.0001	0.5	01Jan2000, 00:09	0
Junction 4C-1	0.0055	23.5	01Jan2000, 00:12	1
Junction 4C-10	0.0026	9.8	01Jan2000, 00:15	0.4
Junction 4C-11	0.0024	8.9	01Jan2000, 00:15	0.4
Junction 4C-2	0.0053	22.5	01Jan2000, 00:12	0.9
Junction 4C-3	0.0051	21.4	01Jan2000, 00:12	0.9
Junction 4C-4	0.0048	20.3	01Jan2000, 00:12	0.8
Junction 4C-5	0.0039	15.7	01Jan2000, 00:12	0.7
Junction 4C-6	0.0036	14.4	01Jan2000, 00:12	0.6
Junction 4C-7	0.0033	13	01Jan2000, 00:12	0.6
Junction 4C-8	0.0031	12	01Jan2000, 00:12	0.5
Junction 4C-9	0.0029	11.1	01Jan2000, 00:15	0.5
Junction 4D	0.0001	0.6	01Jan2000, 00:09	0
Junction 4E	0.0008	2.9	01Jan2000, 00:24	0.1
Junction 4F	0.0002	1.1	01Jan2000, 00:09	0
Junction 4G	0.0002	1.1	01Jan2000, 00:09	0
Junction 4H	0.0003	1.3	01Jan2000, 00:18	0.1
Junction 4I	0.0009	4.8	01Jan2000, 00:09	0.2
Junction 4J	0.0003	1.4	01Jan2000, 00:12	0
Junction 4K	0.0002	1	01Jan2000, 00:09	0
Junction 4L	0.0002	1	01Jan2000, 00:12	0
Junction 4M	0.0001	0.6	01Jan2000, 00:09	0
Junction 4N	0.0016	7.2	01Jan2000, 00:12	0.3
Junction 5A	0.0123	24.8	01Jan2000, 00:33	1.9
Junction 6A	0.0122	25.3	01Jan2000, 00:30	1.8
Junction 7A	0.0027	6.1	01Jan2000, 00:33	0.4
Junction 7B	0.0025	5.8	01Jan2000, 00:33	0.4
Junction 7C	0.0053	13.1	01Jan2000, 00:27	0.8
Junction 7D	0.001	2.9	01Jan2000, 00:24	0.2
Junction 7E	0.01465	29.6	01Jan2000, 00:30	2.2
Junction 7F	0.00005	0.3	01Jan2000, 00:09	0
Junction 7G	0.00002	0.1	01Jan2000, 00:09	0
Junction 7H	0.00003	0.2	01Jan2000, 00:09	0
Junction 8A	0.0005	1.3	01Jan2000, 00:27	0.1
Junction 8B	0.0013	3.4	01Jan2000, 00:27	0.2
Junction 8C	0.0017	4.5	01Jan2000, 00:27	0.2
Junction 8D	0.0022	5.9	01Jan2000, 00:27	0.3
Junction 8E	0.0033	8.9	01Jan2000, 00:27	0.5
Junction 8F	0.0041	10.8	01Jan2000, 00:27	0.6
Junction 8G	0.0006	2.8	01Jan2000, 00:12	0.1
Junction 9A	0.002	6.1	01Jan2000, 00:30	0.3

Junction 2P	0.00824	17.3	01Jan2000, 00:36	1.5
Junction 2Q	0.0002	0.7	01Jan2000, 00:18	0
Junction 2R	0.00907	19	01Jan2000, 00:36	1.7
Junction 2S	0.0002	0.7	01Jan2000, 00:18	0
Junction 2T	0.0002	0.7	01Jan2000, 00:18	0
Junction 2U	0.0002	0.7	01Jan2000, 00:18	0
Junction 4A	0.0003	0.9	01Jan2000, 00:21	0.1
Junction 4B	0.0002	0.6	01Jan2000, 00:18	0
Junction 4C	0.0001	0.3	01Jan2000, 00:18	0
Junction 4C-1	0.0055	16.4	01Jan2000, 00:18	1.2
Junction 4C-10	0.0026	7.3	01Jan2000, 00:24	0.5
Junction 4C-11	0.0024	6.7	01Jan2000, 00:24	0.5
Junction 4C-2	0.0053	15.7	01Jan2000, 00:18	1.1
Junction 4C-3	0.0051	15	01Jan2000, 00:24	1.1
Junction 4C-4	0.0048	14.1	01Jan2000, 00:18	1
Junction 4C-5	0.0039	11.3	01Jan2000, 00:24	0.8
Junction 4C-6	0.0036	10.3	01Jan2000, 00:24	0.8
Junction 4C-7	0.0033	9.5	01Jan2000, 00:24	0.7
Junction 4C-8	0.0031	8.9	01Jan2000, 00:24	0.7
Junction 4C-9	0.0029	8.2	01Jan2000, 00:24	0.6
Junction 4D	0.0001	0.3	01Jan2000, 00:18	0
Junction 4E	0.0008	2.3	01Jan2000, 00:30	0.2
Junction 4F	0.0002	0.7	01Jan2000, 00:18	0
Junction 4G	0.0002	0.7	01Jan2000, 00:18	0
Junction 4H	0.0003	0.9	01Jan2000, 00:24	0.1
Junction 4I	0.0009	3.1	01Jan2000, 00:18	0.2
Junction 4J	0.0003	0.9	01Jan2000, 00:18	0.1
Junction 4K	0.0002	0.6	01Jan2000, 00:18	0
Junction 4L	0.0002	0.6	01Jan2000, 00:18	0
Junction 4M	0.0001	0.3	01Jan2000, 00:18	0
Junction 4N	0.0016	4.8	01Jan2000, 00:18	0.3
Junction 5A	0.0123	22.7	01Jan2000, 00:45	2.4
Junction 6A	0.0122	23	01Jan2000, 00:42	2.3
Junction 7A	0.0027	5.5	01Jan2000, 00:42	0.5
Junction 7B	0.0025	5.1	01Jan2000, 00:45	0.5
Junction 7C	0.0053	11.5	01Jan2000, 00:36	1
Junction 7D	0.001	2.4	01Jan2000, 00:36	0.2
Junction 7E	0.01465	26.9	01Jan2000, 00:42	2.8
Junction 7F	0.00005	0.2	01Jan2000, 00:18	0
Junction 7G	0.00002	0.1	01Jan2000, 00:18	0
Junction 7H	0.00003	0.1	01Jan2000, 00:18	0
Junction 8A	0.0005	1.1	01Jan2000, 00:39	0.1
Junction 8B	0.0013	2.9	01Jan2000, 00:39	0.2
Junction 8C	0.0017	3.8	01Jan2000, 00:39	0.3
Junction 8D	0.0022	4.9	01Jan2000, 00:36	0.4
Junction 8E	0.0033	7.5	01Jan2000, 00:39	0.6
Junction 8F	0.0041	9.2	01Jan2000, 00:39	0.8
Junction 8G	0.0006	1.9	01Jan2000, 00:18	0.1
Junction 9A	0.002	5.1	01Jan2000, 00:39	0.4

Junction 9A-9C	0.0043	13.3	01Jan2000, 00:27	0.7
Junction 9B	0.0015	6.1	01Jan2000, 00:15	0.2
Junction 9B-9D	0.0094	31	01Jan2000, 00:15	1.6
Junction 9C	0.0033	10.4	01Jan2000, 00:27	0.6
Junction 9D	0.0036	16.6	01Jan2000, 00:12	0.6
Junction 9E	0.001	3.1	01Jan2000, 00:21	0.2
Junction 9E-9C	0.0043	13.3	01Jan2000, 00:27	0.7
Junction 9F	0.0002	1	01Jan2000, 00:09	0
Outlet 1	0.016	35	01Jan2000, 00:30	2.5
OUTLET 10	0.0019	3.6	01Jan2000, 00:39	0.3
OUTLET 11	0.25614	696.8	01Jan2000, 00:27	42.5
OUTLET 2	0.01287	33	01Jan2000, 00:21	2
OUTLET 3A	0.0005	2.6	01Jan2000, 00:09	0.1
OUTLET 3B	0.0005	2.2	01Jan2000, 00:15	0.1
OUTLET 4	0.0055	23.5	01Jan2000, 00:09	0.9
OUTLET 5	0.0123	24.8	01Jan2000, 00:30	1.9
OUTLET 6	0.0122	25.3	01Jan2000, 00:27	1.8
OUTLET 7	0.01465	29.6	01Jan2000, 00:27	2.2
OUTLET 8A	0.0041	10.8	01Jan2000, 00:24	0.6
OUTLET 8B	0.0006	2.8	01Jan2000, 00:09	0.1
OUTLET 9	0.0094	31	01Jan2000, 00:12	1.6
1A	0.0041	9.1	01Jan2000, 00:33	0.6
1B	0.0015	4.7	01Jan2000, 00:27	0.2
1C	0.0027	7.8	01Jan2000, 00:24	0.5
1D	0.0001	0.2	01Jan2000, 00:15	0
1E	0.0071	18.9	01Jan2000, 00:24	1.2
1F	0.0002	1	01Jan2000, 00:09	0
1G	0.0001	0.5	01Jan2000, 00:09	0
1H	0.0002	1.1	01Jan2000, 00:09	0
10A	0.0014	3	01Jan2000, 00:42	0.2
10B	0.0001	0.6	01Jan2000, 00:09	0
10C	0.0004	1.9	01Jan2000, 00:12	0.1
11A	0.0013	3.3	01Jan2000, 00:33	0.2
11AA	0.0066	25.1	01Jan2000, 00:21	1.1
11AB	0.0002	0.7	01Jan2000, 00:24	0
11AC	0.001	1.5	01Jan2000, 00:57	0.1
11AD	0.0003	1.6	01Jan2000, 00:09	0.1
11AE	0.0003	1.5	01Jan2000, 00:09	0.1
11AF	0.0005	1.5	01Jan2000, 00:33	0.1
11AG	0.00004	0.2	01Jan2000, 00:09	0
11AH	0.0026	7	01Jan2000, 00:36	0.5
11AI	0.0384	120.9	01Jan2000, 00:24	6.2
11AJ	0.1146	325.1	01Jan2000, 00:33	19.9
11AK	0.0432	113.9	01Jan2000, 00:30	6.5
11B	0.0004	1.9	01Jan2000, 00:12	0.1
11C	0.0084	24.5	01Jan2000, 00:27	1.3
11D	0.0009	4	01Jan2000, 00:12	0.1
11E	0.0006	1.6	01Jan2000, 00:30	0.1
11F	0.0032	8.9	01Jan2000, 00:30	0.5

Junction 9A-9C	0.0043	11.1	01Jan2000, 00:36	0.9
Junction 9B	0.0015	4.2	01Jan2000, 00:21	0.3
Junction 9B-9D	0.0094	24.7	01Jan2000, 00:27	2
Junction 9C	0.0033	8.6	01Jan2000, 00:36	0.7
Junction 9D	0.0036	11.3	01Jan2000, 00:21	0.8
Junction 9E	0.001	2.6	01Jan2000, 00:30	0.2
Junction 9E-9C	0.0043	11.1	01Jan2000, 00:36	0.9
Junction 9F	0.0002	0.7	01Jan2000, 00:18	0
Outlet 1	0.016	32.1	01Jan2000, 00:39	3.2
OUTLET 10	0.0019	3.4	01Jan2000, 00:45	0.4
OUTLET 11	0.25614	605.3	01Jan2000, 00:36	53.5
OUTLET 2	0.01287	28.8	01Jan2000, 00:27	2.5
OUTLET 3A	0.0005	1.7	01Jan2000, 00:15	0.1
OUTLET 3B	0.0005	1.6	01Jan2000, 00:21	0.1
OUTLET 4	0.0055	16.4	01Jan2000, 00:15	1.2
OUTLET 5	0.0123	22.7	01Jan2000, 00:42	2.4
OUTLET 6	0.0122	23	01Jan2000, 00:39	2.3
OUTLET 7	0.01465	26.9	01Jan2000, 00:39	2.8
OUTLET 8A	0.0041	9.2	01Jan2000, 00:36	0.8
OUTLET 8B	0.0006	1.9	01Jan2000, 00:15	0.1
OUTLET 9	0.0094	24.7	01Jan2000, 00:24	2
1A	0.0041	8.1	01Jan2000, 00:45	0.7
1B	0.0015	3.8	01Jan2000, 00:36	0.3
1C	0.0027	6.6	01Jan2000, 00:33	0.6
1D	0.0001	0.2	01Jan2000, 00:30	0
1E	0.0071	16.2	01Jan2000, 00:36	1.5
1F	0.0002	0.6	01Jan2000, 00:18	0
1G	0.0001	0.3	01Jan2000, 00:18	0
1H	0.0002	0.7	01Jan2000, 00:18	0
10A	0.0014	2.8	01Jan2000, 00:51	0.3
10B	0.0001	0.3	01Jan2000, 00:18	0
10C	0.0004	1.2	01Jan2000, 00:18	0.1
11A	0.0013	2.9	01Jan2000, 00:42	0.3
11AA	0.0066	18.9	01Jan2000, 00:30	1.4
11AB	0.0002	0.5	01Jan2000, 00:33	0
11AC	0.001	1.5	01Jan2000, 01:06	0.2
11AD	0.0003	1	01Jan2000, 00:18	0.1
11AE	0.0003	1	01Jan2000, 00:18	0.1
11AF	0.0005	1.3	01Jan2000, 00:39	0.1
11AG	0.00004	0.1	01Jan2000, 00:18	0
11AH	0.0026	6.3	01Jan2000, 00:45	0.6
11AI	0.0384	98	01Jan2000, 00:36	7.9
11AJ	0.1146	280.3	01Jan2000, 00:42	24.8
11AK	0.0432	97.1	01Jan2000, 00:39	8.3
11B	0.0004	1.3	01Jan2000, 00:18	0.1
11C	0.0084	20.4	01Jan2000, 00:36	1.7
11D	0.0009	2.7	01Jan2000, 00:18	0.2
11E	0.0006	1.4	01Jan2000, 00:39	0.1
11F	0.0032	7.5	01Jan2000, 00:39	0.6

11G	0.0004	1.1	01Jan2000, 00:30	0.1	11G	0.0004	0.9	01Jan2000, 00:39	0.1
11H	0.0002	0.6	01Jan2000, 00:30	0	11H	0.0002	0.5	01Jan2000, 00:39	0
11I	0.0002	1	01Jan2000, 00:09	0	11I	0.0002	0.7	01Jan2000, 00:18	0
11J	0.0009	2.4	01Jan2000, 00:33	0.1	11J	0.0009	2.1	01Jan2000, 00:42	0.2
11K	0.0002	0.6	01Jan2000, 00:30	0	11K	0.0002	0.5	01Jan2000, 00:39	0
11L	0.0034	9.7	01Jan2000, 00:27	0.5	11L	0.0034	8.1	01Jan2000, 00:36	0.7
11M	0.0012	5.4	01Jan2000, 00:15	0.2	11M	0.0012	3.7	01Jan2000, 00:21	0.3
11N	0.0001	0.5	01Jan2000, 00:09	0	11N	0.0001	0.3	01Jan2000, 00:18	0
11O	0.0032	7.2	01Jan2000, 00:27	0.5	11O	0.0032	6.4	01Jan2000, 00:39	0.6
11P	0.0007	1.9	01Jan2000, 00:33	0.1	11P	0.0007	1.6	01Jan2000, 00:42	0.1
11Q	0.0029	7.6	01Jan2000, 00:27	0.5	11Q	0.0029	6.6	01Jan2000, 00:36	0.6
11R	0.0024	11.2	01Jan2000, 00:12	0.4	11R	0.0024	7.6	01Jan2000, 00:21	0.5
11S	0.005	10.3	01Jan2000, 00:30	0.8	11S	0.005	9.4	01Jan2000, 00:42	1
11T	0.0016	4.4	01Jan2000, 00:30	0.3	11T	0.0016	3.8	01Jan2000, 00:39	0.3
11U	0.0032	15.3	01Jan2000, 00:12	0.5	11U	0.0032	10.1	01Jan2000, 00:18	0.7
11V	0.001	3.7	01Jan2000, 00:21	0.2	11V	0.001	2.9	01Jan2000, 00:30	0.2
11W	0.0016	6.7	01Jan2000, 00:21	0.3	11W	0.0016	5	01Jan2000, 00:27	0.4
11X	0.001	2.9	01Jan2000, 00:24	0.1	11X	0.001	2.4	01Jan2000, 00:36	0.2
11Y	0.0003	1.6	01Jan2000, 00:09	0.1	11Y	0.0003	1	01Jan2000, 00:18	0.1
11Z	0.0041	13.6	01Jan2000, 00:27	0.7	11Z	0.0041	11.1	01Jan2000, 00:36	0.9
2A	0.0014	4.3	01Jan2000, 00:27	0.2	2A	0.0014	3.6	01Jan2000, 00:36	0.3
2B	0.0069	17.1	01Jan2000, 00:27	0.9	2B	0.0069	14.4	01Jan2000, 00:39	1.2
2C	0.0002	0.6	01Jan2000, 00:21	0	2C	0.0002	0.5	01Jan2000, 00:33	0
2D	0.0001	0.5	01Jan2000, 00:09	0	2D	0.0001	0.3	01Jan2000, 00:18	0
2E	0.0001	0.5	01Jan2000, 00:09	0	2E	0.0001	0.3	01Jan2000, 00:18	0
2F	0.0004	2	01Jan2000, 00:09	0.1	2F	0.0004	1.3	01Jan2000, 00:18	0.1
2G	0.0006	3.1	01Jan2000, 00:09	0.1	2G	0.0006	2	01Jan2000, 00:18	0.1
2H	0.0002	1.1	01Jan2000, 00:09	0	2H	0.0002	0.7	01Jan2000, 00:18	0
2I	0.0002	0.6	01Jan2000, 00:27	0	2I	0.0002	0.5	01Jan2000, 00:36	0
2J	0.0001	0.4	01Jan2000, 00:18	0	2J	0.0001	0.3	01Jan2000, 00:24	0
2k	0.0005	1.9	01Jan2000, 00:21	0.1	2k	0.0005	1.5	01Jan2000, 00:30	0.1
2L	0.0008	2.8	01Jan2000, 00:24	0.1	2L	0.0008	2.2	01Jan2000, 00:33	0.2
2M	0.00004	0.2	01Jan2000, 00:09	0	2M	0.00004	0.1	01Jan2000, 00:18	0
2N	0.0001	0.5	01Jan2000, 00:09	0	2N	0.0001	0.3	01Jan2000, 00:18	0
2O	0.0001	0.5	01Jan2000, 00:09	0	2O	0.0001	0.3	01Jan2000, 00:18	0
2P	0.0003	1.6	01Jan2000, 00:09	0.1	2P	0.0003	1	01Jan2000, 00:18	0.1
2Q	0.0002	1.1	01Jan2000, 00:09	0	2Q	0.0002	0.7	01Jan2000, 00:18	0
2R	0.00003	0.2	01Jan2000, 00:09	0	2R	0.00003	0.1	01Jan2000, 00:18	0
2S	0.0002	1.1	01Jan2000, 00:09	0	2S	0.0002	0.7	01Jan2000, 00:18	0
2T	0.0002	1.1	01Jan2000, 00:09	0	2T	0.0002	0.7	01Jan2000, 00:18	0
2U	0.0002	1.1	01Jan2000, 00:09	0	2U	0.0002	0.7	01Jan2000, 00:18	0
3A	0.0005	2.6	01Jan2000, 00:12	0.1	3A	0.0005	1.7	01Jan2000, 00:18	0.1
3B	0.0005	2.2	01Jan2000, 00:18	0.1	3B	0.0005	1.6	01Jan2000, 00:24	0.1
4A	0.0003	1.4	01Jan2000, 00:15	0.1	4A	0.0003	0.9	01Jan2000, 00:21	0.1
4B	0.0002	1	01Jan2000, 00:09	0	4B	0.0002	0.6	01Jan2000, 00:18	0
4C	0.0001	0.5	01Jan2000, 00:09	0	4C	0.0001	0.3	01Jan2000, 00:18	0
4D	0.0001	0.6	01Jan2000, 00:09	0	4D	0.0001	0.3	01Jan2000, 00:18	0
4E	0.0008	2.9	01Jan2000, 00:24	0.1	4E	0.0008	2.3	01Jan2000, 00:30	0.2
4F	0.0002	1.1	01Jan2000, 00:09	0	4F	0.0002	0.7	01Jan2000, 00:18	0

4G	0.0002	1.1	01Jan2000, 00:09	0		4G	0.0002	0.7	01Jan2000, 00:18	0
4H	0.0003	1.3	01Jan2000, 00:18	0.1		4H	0.0003	0.9	01Jan2000, 00:24	0.1
4I	0.0009	4.8	01Jan2000, 00:09	0.2		4I	0.0009	3.1	01Jan2000, 00:18	0.2
4J	0.0003	1.4	01Jan2000, 00:12	0		4J	0.0003	0.9	01Jan2000, 00:18	0.1
4K	0.0002	1	01Jan2000, 00:09	0		4K	0.0002	0.6	01Jan2000, 00:18	0
4L	0.0002	1	01Jan2000, 00:12	0		4L	0.0002	0.6	01Jan2000, 00:18	0
4M	0.0001	0.6	01Jan2000, 00:09	0		4M	0.0001	0.3	01Jan2000, 00:18	0
4N	0.0016	7.2	01Jan2000, 00:12	0.3		4N	0.0016	4.8	01Jan2000, 00:18	0.3
5A	0.0123	25	01Jan2000, 00:30	1.9		5A	0.0123	22.8	01Jan2000, 00:42	2.4
6A	0.0122	25.7	01Jan2000, 00:27	1.8		6A	0.0122	23.2	01Jan2000, 00:39	2.3
7A	0.0002	1	01Jan2000, 00:09	0		7A	0.0002	0.6	01Jan2000, 00:18	0
7B	0.0025	5.8	01Jan2000, 00:33	0.4		7B	0.0025	5.1	01Jan2000, 00:45	0.5
7C	0.0016	5.6	01Jan2000, 00:21	0.3		7C	0.0016	4.3	01Jan2000, 00:30	0.3
7D	0.001	2.9	01Jan2000, 00:24	0.2		7D	0.001	2.4	01Jan2000, 00:36	0.2
7E	0.0093	17.1	01Jan2000, 00:30	1.4		7E	0.0093	16	01Jan2000, 00:45	1.7
7F	0.00002	0.1	01Jan2000, 00:09	0		7F	0.00002	0.1	01Jan2000, 00:18	0
7G	0.00002	0.1	01Jan2000, 00:09	0		7G	0.00002	0.1	01Jan2000, 00:18	0
7H	0.00001	0.1	01Jan2000, 00:09	0		7H	0.00001	0	01Jan2000, 00:18	0
8A	0.0005	1.3	01Jan2000, 00:27	0.1		8A	0.0005	1.1	01Jan2000, 00:39	0.1
8B	0.0008	2.1	01Jan2000, 00:27	0.1		8B	0.0008	1.8	01Jan2000, 00:36	0.1
8C	0.0004	1	01Jan2000, 00:27	0.1		8C	0.0004	0.9	01Jan2000, 00:39	0.1
8D	0.0005	1.4	01Jan2000, 00:27	0.1		8D	0.0005	1.2	01Jan2000, 00:36	0.1
8E	0.0011	3	01Jan2000, 00:30	0.2		8E	0.0011	2.6	01Jan2000, 00:39	0.2
8F	0.0008	2	01Jan2000, 00:33	0.1		8F	0.0008	1.8	01Jan2000, 00:42	0.2
8G	0.0006	2.8	01Jan2000, 00:12	0.1		8G	0.0006	1.9	01Jan2000, 00:18	0.1
9A	0.002	6.1	01Jan2000, 00:30	0.3		9A	0.002	5.1	01Jan2000, 00:39	0.4
9B	0.0015	6.1	01Jan2000, 00:15	0.2		9B	0.0015	4.2	01Jan2000, 00:21	0.3
9C	0.0013	4.7	01Jan2000, 00:24	0.2		9C	0.0013	3.7	01Jan2000, 00:33	0.3
9D	0.0036	16.6	01Jan2000, 00:12	0.6		9D	0.0036	11.3	01Jan2000, 00:21	0.8
9E	0.0008	2.6	01Jan2000, 00:24	0.1		9E	0.0008	2	01Jan2000, 00:33	0.2
9F	0.0002	1	01Jan2000, 00:09	0		9F	0.0002	0.7	01Jan2000, 00:18	0

50YR03HR				
Hydrologic Element	Drainage Area (MI2)	Peak Discharge (CFS)	Time of Peak	Volume (AC-FT)
DEP 1C	0.0027	5.4	01Jan2000, 00:45	0.6
DEP 1E	0.0071	12.2	01Jan2000, 01:00	1.6
DEP 11O	0.0032	5.5	01Jan2000, 00:51	0.7
DEP 11Q	0.0029	5.6	01Jan2000, 00:48	0.7
DEP 11S	0.005	8.3	01Jan2000, 00:54	1.1
DEP 5A	0.0123	19.8	01Jan2000, 00:57	2.7
DEP 6A	0.0122	19.9	01Jan2000, 00:54	2.6
DEP 7E	0.0093	14.1	01Jan2000, 00:57	2
Junction ML1	0.0017	3.1	01Jan2000, 00:48	0.4
Junction ML2	0.0097	18.4	01Jan2000, 00:45	2.2
Junction ML3	0.0105	19.9	01Jan2000, 00:45	2.4
Junction ML4	0.0158	30.4	01Jan2000, 00:42	3.6
Junction ML5	0.2514	494.5	01Jan2000, 00:48	58.4
Junction ML6	0.2527	495.8	01Jan2000, 00:48	58.7
Junction ML7	0.2535	497.4	01Jan2000, 00:48	58.9
Junction ML8	0.25614	502.6	01Jan2000, 00:48	59.6
Junction Q4	0.00844	14.6	01Jan2000, 00:45	1.7
Junction 2C-6	0.0005	1.1	01Jan2000, 00:30	0.1
Junction 1A	0.016	27.7	01Jan2000, 00:51	3.6
Junction 1B	0.0015	3.1	01Jan2000, 00:45	0.3
Junction 1C	0.0042	8.5	01Jan2000, 00:45	1
Junction 1D	0.0043	8.6	01Jan2000, 00:45	1
Junction 1E	0.0114	20.1	01Jan2000, 00:54	2.6
Junction 1F	0.0005	1.2	01Jan2000, 00:30	0.1
Junction 1G	0.0003	0.7	01Jan2000, 00:21	0.1
Junction 1H	0.0002	0.5	01Jan2000, 00:21	0.1
Junction 10A	0.0014	2.4	01Jan2000, 01:00	0.3
Junction 10B	0.0015	2.6	01Jan2000, 01:00	0.3
Junction 10C	0.0019	3.1	01Jan2000, 01:00	0.4
Junction 11A	0.0013	2.4	01Jan2000, 00:51	0.3
Junction 11AA	0.0066	14.7	01Jan2000, 00:36	1.6
Junction 11AB	0.0002	0.4	01Jan2000, 00:42	0
Junction 11AC	0.001	1.4	01Jan2000, 01:18	0.2
Junction 11AD	0.0003	0.7	01Jan2000, 00:30	0.1
Junction 11AE	0.0003	0.7	01Jan2000, 00:30	0.1
Junction 11AF	0.0005	1.1	01Jan2000, 00:48	0.1
Junction 11AG	0.00004	0.1	01Jan2000, 00:18	0
Junction 11AH	0.00264	5.4	01Jan2000, 00:54	0.7
Junction 11AI	0.1962	389.4	01Jan2000, 00:48	45.6
Junction 11AJ	0.1578	312.3	01Jan2000, 00:48	36.8
Junction 11AK	0.0432	79.8	01Jan2000, 00:48	9.3
Junction 11B	0.0004	0.9	01Jan2000, 00:30	0.1
Junction 11C	0.0084	16.5	01Jan2000, 00:45	1.9
Junction 11D	0.0099	19.2	01Jan2000, 00:45	2.2
Junction 11E	0.0006	1.1	01Jan2000, 00:48	0.1

50YR06HR				
Hydrologic Element	Drainage Area (MI2)	Peak Discharge (CFS)	Time of Peak	Volume (AC-FT)
DEP 1C	0.0027	3.6	01Jan2000, 01:06	0.8
DEP 1E	0.0071	8.7	01Jan2000, 01:24	1.9
DEP 11O	0.0032	3.8	01Jan2000, 01:21	0.8
DEP 11Q	0.0029	3.8	01Jan2000, 01:09	0.8
DEP 11S	0.005	6	01Jan2000, 01:24	1.4
DEP 5A	0.0123	14.2	01Jan2000, 01:24	3.2
DEP 6A	0.0122	14.1	01Jan2000, 01:24	3.1
DEP 7E	0.0093	10.3	01Jan2000, 01:27	2.4
Junction ML1	0.0017	2.1	01Jan2000, 01:15	0.5
Junction ML2	0.0097	12.2	01Jan2000, 01:09	2.6
Junction ML3	0.0105	13.2	01Jan2000, 01:09	2.8
Junction ML4	0.0158	20.3	01Jan2000, 01:03	4.3
Junction ML5	0.2514	327.9	01Jan2000, 01:09	69.4
Junction ML6	0.2527	329	01Jan2000, 01:09	69.7
Junction ML7	0.2535	330.1	01Jan2000, 01:09	70
Junction ML8	0.25614	333.7	01Jan2000, 01:09	70.7
Junction Q4	0.00844	9.7	01Jan2000, 01:12	2.1
Junction 2C-6	0.0005	0.7	01Jan2000, 01:00	0.1
Junction 1A	0.016	19.4	01Jan2000, 01:18	4.3
Junction 1B	0.0015	2	01Jan2000, 01:06	0.4
Junction 1C	0.0042	5.6	01Jan2000, 01:06	1.2
Junction 1D	0.0043	5.7	01Jan2000, 01:06	1.2
Junction 1E	0.0114	14.1	01Jan2000, 01:21	3.1
Junction 1F	0.0005	0.7	01Jan2000, 00:39	0.1
Junction 1G	0.0003	0.4	01Jan2000, 00:39	0.1
Junction 1H	0.0002	0.3	01Jan2000, 00:39	0.1
Junction 10A	0.0014	1.7	01Jan2000, 01:27	0.4
Junction 10B	0.0015	1.8	01Jan2000, 01:21	0.4
Junction 10C	0.0019	2.3	01Jan2000, 01:18	0.5
Junction 11A	0.0013	1.6	01Jan2000, 01:15	0.3
Junction 11AA	0.0066	9.1	01Jan2000, 01:03	1.9
Junction 11AB	0.0002	0.3	01Jan2000, 01:06	0.1
Junction 11AC	0.001	1	01Jan2000, 01:45	0.2
Junction 11AD	0.0003	0.4	01Jan2000, 00:39	0.1
Junction 11AE	0.0003	0.4	01Jan2000, 01:00	0.1
Junction 11AF	0.0005	0.7	01Jan2000, 01:09	0.1
Junction 11AG	0.00004	0.1	01Jan2000, 00:33	0
Junction 11AH	0.00264	3.6	01Jan2000, 01:15	0.8
Junction 11AI	0.1962	257.2	01Jan2000, 01:09	54.2
Junction 11AJ	0.1578	207	01Jan2000, 01:12	43.7
Junction 11AK	0.0432	52.6	01Jan2000, 01:12	11.1
Junction 11B	0.0004	0.6	01Jan2000, 01:00	0.1
Junction 11C	0.0084	10.8	01Jan2000, 01:09	2.2
Junction 11D	0.0099	12.6	01Jan2000, 01:09	2.6
Junction 11E	0.0006	0.7	01Jan2000, 01:12	0.2

Junction 11F	0.0034	6.5	01Jan2000, 00:48	0.8
Junction 11G	0.0004	0.8	01Jan2000, 00:48	0.1
Junction 11H	0.0002	0.4	01Jan2000, 00:45	0
Junction 11I	0.0002	0.5	01Jan2000, 00:30	0
Junction 11J	0.0009	1.8	01Jan2000, 00:51	0.2
Junction 11K	0.0116	22.5	01Jan2000, 00:45	2.6
Junction 11L	0.0034	6.6	01Jan2000, 00:45	0.7
Junction 11M	0.0012	2.8	01Jan2000, 00:30	0.3
Junction 11N	0.0001	0.3	01Jan2000, 00:21	0
Junction 11O	0.0032	5.5	01Jan2000, 00:51	0.7
Junction 11P	0.0007	1.4	01Jan2000, 00:51	0.2
Junction 11Q	0.0029	5.6	01Jan2000, 00:48	0.7
Junction 11R	0.0024	5.7	01Jan2000, 00:30	0.6
Junction 11S	0.0082	13.7	01Jan2000, 00:54	1.9
Junction 11T	0.0098	16.8	01Jan2000, 00:51	2.2
Junction 11U	0.0032	7.5	01Jan2000, 00:30	0.8
Junction 11V	0.001	2.3	01Jan2000, 00:36	0.2
Junction 11W	0.0016	3.9	01Jan2000, 00:33	0.4
Junction 11X	0.001	1.9	01Jan2000, 00:45	0.2
Junction 11Y	0.0003	0.7	01Jan2000, 00:21	0.1
Junction 11Z	0.2003	398.3	01Jan2000, 00:48	46.6
Junction 11-G1	0.0105	20.4	01Jan2000, 00:45	2.4
Junction 11-G2	0.0013	2.9	01Jan2000, 00:36	0.3
Junction 11-G3	0.2032	404.3	01Jan2000, 00:48	47.3
Junction 11-G4	0.2148	426.8	01Jan2000, 00:48	50
Junction 11-G5	0.2224	442.1	01Jan2000, 00:48	51.7
Junction 2A	0.0014	2.9	01Jan2000, 00:45	0.3
Junction 2B	0.0069	11.9	01Jan2000, 00:48	1.4
Junction 2C	0.00714	12.3	01Jan2000, 00:48	1.4
Junction 2C-1	0.00734	12.7	01Jan2000, 00:48	1.5
Junction 2C-2	0.00754	13	01Jan2000, 00:48	1.5
Junction 2C-3	0.00794	13.7	01Jan2000, 00:48	1.6
Junction 2C-4	0.00927	16.2	01Jan2000, 00:39	1.9
Junction 2C-5	0.00977	17.3	01Jan2000, 00:39	2.1
Junction 2C-7	0.00997	17.7	01Jan2000, 00:39	2.1
Junction 2C-8	0.01047	18.9	01Jan2000, 00:39	2.2
Junction 2C-9	0.01287	23.9	01Jan2000, 00:39	2.8
Junction 2D	0.0001	0.2	01Jan2000, 00:21	0
Junction 2E	0.0001	0.2	01Jan2000, 00:30	0
Junction 2F	0.0004	1	01Jan2000, 00:30	0.1
Junction 2G	0.0006	1.5	01Jan2000, 00:30	0.1
Junction 2H	0.0002	0.5	01Jan2000, 00:18	0.1
Junction 2I	0.0002	0.4	01Jan2000, 00:42	0
Junction 2J	0.0001	0.2	01Jan2000, 00:33	0
Junction 2K	0.0005	1.2	01Jan2000, 00:36	0.1
Junction 2L	0.0022	4.7	01Jan2000, 00:45	0.5
Junction 2M	0.00004	0.1	01Jan2000, 00:30	0
Junction 2N	0.0001	0.2	01Jan2000, 00:30	0
Junction 2O	0.0001	0.2	01Jan2000, 00:30	0

Junction 11F	0.0034	4.3	01Jan2000, 01:09	0.9
Junction 11G	0.0004	0.5	01Jan2000, 01:12	0.1
Junction 11H	0.0002	0.3	01Jan2000, 01:06	0.1
Junction 11I	0.0002	0.3	01Jan2000, 00:39	0.1
Junction 11J	0.0009	1.2	01Jan2000, 01:12	0.2
Junction 11K	0.0116	14.8	01Jan2000, 01:09	3.1
Junction 11L	0.0034	4.3	01Jan2000, 01:09	0.9
Junction 11M	0.0012	1.7	01Jan2000, 01:00	0.3
Junction 11N	0.0001	0.1	01Jan2000, 00:39	0
Junction 11O	0.0032	3.8	01Jan2000, 01:21	0.8
Junction 11P	0.0007	0.9	01Jan2000, 01:12	0.2
Junction 11Q	0.0029	3.8	01Jan2000, 01:09	0.8
Junction 11R	0.0024	3.4	01Jan2000, 01:00	0.7
Junction 11S	0.0082	9.8	01Jan2000, 01:24	2.2
Junction 11T	0.0098	11.8	01Jan2000, 01:21	2.6
Junction 11U	0.0032	4.5	01Jan2000, 01:00	0.9
Junction 11V	0.001	1.4	01Jan2000, 01:03	0.3
Junction 11W	0.0016	2.3	01Jan2000, 00:48	0.5
Junction 11X	0.001	1.2	01Jan2000, 01:06	0.3
Junction 11Y	0.0003	0.4	01Jan2000, 00:39	0.1
Junction 11Z	0.2003	263	01Jan2000, 01:09	55.4
Junction 11-G1	0.0105	13.4	01Jan2000, 01:09	2.8
Junction 11-G2	0.0013	1.8	01Jan2000, 01:00	0.4
Junction 11-G3	0.2032	267	01Jan2000, 01:09	56.2
Junction 11-G4	0.2148	281.8	01Jan2000, 01:09	59.3
Junction 11-G5	0.2224	291.9	01Jan2000, 01:09	61.5
Junction 2A	0.0014	1.9	01Jan2000, 01:09	0.4
Junction 2B	0.0069	7.8	01Jan2000, 01:12	1.7
Junction 2C	0.00714	8.1	01Jan2000, 01:12	1.7
Junction 2C-1	0.00734	8.3	01Jan2000, 01:12	1.8
Junction 2C-2	0.00754	8.6	01Jan2000, 01:12	1.8
Junction 2C-3	0.00794	9.1	01Jan2000, 01:12	1.9
Junction 2C-4	0.00927	10.8	01Jan2000, 01:09	2.3
Junction 2C-5	0.00977	11.5	01Jan2000, 01:00	2.5
Junction 2C-7	0.00997	11.7	01Jan2000, 01:00	2.5
Junction 2C-8	0.01047	12.5	01Jan2000, 01:00	2.7
Junction 2C-9	0.01287	15.7	01Jan2000, 01:00	3.4
Junction 2D	0.0001	0.1	01Jan2000, 00:39	0
Junction 2E	0.0001	0.1	01Jan2000, 00:39	0
Junction 2F	0.0004	0.6	01Jan2000, 01:00	0.1
Junction 2G	0.0006	0.9	01Jan2000, 00:39	0.2
Junction 2H	0.0002	0.3	01Jan2000, 00:39	0.1
Junction 2I	0.0002	0.3	01Jan2000, 01:06	0.1
Junction 2J	0.0001	0.1	01Jan2000, 00:45	0
Junction 2K	0.0005	0.7	01Jan2000, 01:00	0.1
Junction 2L	0.0022	3	01Jan2000, 01:06	0.6
Junction 2M	0.00004	0.1	01Jan2000, 01:00	0
Junction 2N	0.0001	0.1	01Jan2000, 01:00	0
Junction 2O	0.0001	0.1	01Jan2000, 01:00	0

Junction 2P	0.00824	14.2	01Jan2000, 00:45	1.7
Junction 2Q	0.0002	0.5	01Jan2000, 00:21	0.1
Junction 2R	0.00907	15.8	01Jan2000, 00:42	1.9
Junction 2S	0.0002	0.5	01Jan2000, 00:18	0.1
Junction 2T	0.0002	0.5	01Jan2000, 00:18	0.1
Junction 2U	0.0002	0.5	01Jan2000, 00:18	0.1
Junction 4A	0.0003	0.7	01Jan2000, 00:30	0.1
Junction 4B	0.0002	0.5	01Jan2000, 00:30	0
Junction 4C	0.0001	0.2	01Jan2000, 00:30	0
Junction 4C-1	0.0055	12.8	01Jan2000, 00:30	1.3
Junction 4C-10	0.0026	5.8	01Jan2000, 00:30	0.6
Junction 4C-11	0.0024	5.3	01Jan2000, 00:30	0.6
Junction 4C-2	0.0053	12.3	01Jan2000, 00:30	1.3
Junction 4C-3	0.0051	11.8	01Jan2000, 00:30	1.2
Junction 4C-4	0.0048	11.1	01Jan2000, 00:30	1.1
Junction 4C-5	0.0039	8.8	01Jan2000, 00:30	0.9
Junction 4C-6	0.0036	8.1	01Jan2000, 00:30	0.8
Junction 4C-7	0.0033	7.4	01Jan2000, 00:30	0.8
Junction 4C-8	0.0031	7	01Jan2000, 00:30	0.7
Junction 4C-9	0.0029	6.5	01Jan2000, 00:30	0.7
Junction 4D	0.0001	0.3	01Jan2000, 00:18	0
Junction 4E	0.0008	1.8	01Jan2000, 00:39	0.2
Junction 4F	0.0002	0.5	01Jan2000, 00:21	0.1
Junction 4G	0.0002	0.5	01Jan2000, 00:18	0.1
Junction 4H	0.0003	0.7	01Jan2000, 00:33	0.1
Junction 4I	0.0009	2.2	01Jan2000, 00:21	0.2
Junction 4J	0.0003	0.7	01Jan2000, 00:30	0.1
Junction 4K	0.0002	0.5	01Jan2000, 00:30	0
Junction 4L	0.0002	0.5	01Jan2000, 00:30	0
Junction 4M	0.0001	0.3	01Jan2000, 00:18	0
Junction 4N	0.0016	3.6	01Jan2000, 00:30	0.4
Junction 5A	0.0123	19.8	01Jan2000, 00:57	2.7
Junction 6A	0.0122	19.9	01Jan2000, 00:54	2.6
Junction 7A	0.0027	4.7	01Jan2000, 00:51	0.6
Junction 7B	0.0025	4.3	01Jan2000, 00:54	0.5
Junction 7C	0.0053	9.6	01Jan2000, 00:45	1.1
Junction 7D	0.001	1.9	01Jan2000, 00:45	0.2
Junction 7E	0.01465	23.3	01Jan2000, 00:51	3.1
Junction 7F	0.00005	0.1	01Jan2000, 00:21	0
Junction 7G	0.00002	0.1	01Jan2000, 00:18	0
Junction 7H	0.00003	0.1	01Jan2000, 00:18	0
Junction 8A	0.0005	0.9	01Jan2000, 00:48	0.1
Junction 8B	0.0013	2.4	01Jan2000, 00:48	0.3
Junction 8C	0.0017	3.1	01Jan2000, 00:48	0.4
Junction 8D	0.0022	4	01Jan2000, 00:48	0.5
Junction 8E	0.0033	6.1	01Jan2000, 00:48	0.7
Junction 8F	0.0041	7.6	01Jan2000, 00:48	0.9
Junction 8G	0.0006	1.4	01Jan2000, 00:30	0.1
Junction 9A	0.002	4.2	01Jan2000, 00:48	0.5

Junction 2P	0.00824	9.5	01Jan2000, 01:12	2
Junction 2Q	0.0002	0.3	01Jan2000, 00:39	0.1
Junction 2R	0.00907	10.5	01Jan2000, 01:12	2.3
Junction 2S	0.0002	0.3	01Jan2000, 00:33	0.1
Junction 2T	0.0002	0.3	01Jan2000, 00:33	0.1
Junction 2U	0.0002	0.3	01Jan2000, 00:39	0.1
Junction 4A	0.0003	0.4	01Jan2000, 01:00	0.1
Junction 4B	0.0002	0.3	01Jan2000, 01:00	0.1
Junction 4C	0.0001	0.1	01Jan2000, 01:00	0
Junction 4C-1	0.0055	7.7	01Jan2000, 01:00	1.6
Junction 4C-10	0.0026	3.6	01Jan2000, 01:00	0.7
Junction 4C-11	0.0024	3.3	01Jan2000, 01:00	0.7
Junction 4C-2	0.0053	7.4	01Jan2000, 01:00	1.5
Junction 4C-3	0.0051	7.1	01Jan2000, 01:00	1.4
Junction 4C-4	0.0048	6.7	01Jan2000, 01:00	1.4
Junction 4C-5	0.0039	5.4	01Jan2000, 01:00	1.1
Junction 4C-6	0.0036	5	01Jan2000, 01:00	1
Junction 4C-7	0.0033	4.6	01Jan2000, 01:00	0.9
Junction 4C-8	0.0031	4.3	01Jan2000, 01:00	0.9
Junction 4C-9	0.0029	4	01Jan2000, 01:00	0.8
Junction 4D	0.0001	0.1	01Jan2000, 00:33	0
Junction 4E	0.0008	1.1	01Jan2000, 01:03	0.2
Junction 4F	0.0002	0.3	01Jan2000, 00:39	0.1
Junction 4G	0.0002	0.3	01Jan2000, 00:33	0.1
Junction 4H	0.0003	0.4	01Jan2000, 01:00	0.1
Junction 4I	0.0009	1.3	01Jan2000, 00:39	0.3
Junction 4J	0.0003	0.4	01Jan2000, 01:00	0.1
Junction 4K	0.0002	0.3	01Jan2000, 01:00	0.1
Junction 4L	0.0002	0.3	01Jan2000, 01:00	0.1
Junction 4M	0.0001	0.1	01Jan2000, 00:33	0
Junction 4N	0.0016	2.2	01Jan2000, 01:00	0.4
Junction 5A	0.0123	14.2	01Jan2000, 01:24	3.2
Junction 6A	0.0122	14.1	01Jan2000, 01:24	3.1
Junction 7A	0.0027	3.2	01Jan2000, 01:18	0.7
Junction 7B	0.0025	2.9	01Jan2000, 01:21	0.6
Junction 7C	0.0053	6.4	01Jan2000, 01:09	1.4
Junction 7D	0.001	1.2	01Jan2000, 01:06	0.3
Junction 7E	0.01465	16.5	01Jan2000, 01:21	3.7
Junction 7F	0.00005	0.1	01Jan2000, 00:39	0
Junction 7G	0.00002	0	01Jan2000, 00:39	0
Junction 7H	0.00003	0	01Jan2000, 00:39	0
Junction 8A	0.0005	0.6	01Jan2000, 01:09	0.1
Junction 8B	0.0013	1.6	01Jan2000, 01:09	0.3
Junction 8C	0.0017	2	01Jan2000, 01:09	0.4
Junction 8D	0.0022	2.6	01Jan2000, 01:09	0.6
Junction 8E	0.0033	4	01Jan2000, 01:09	0.8
Junction 8F	0.0041	5	01Jan2000, 01:09	1.1
Junction 8G	0.0006	0.8	01Jan2000, 01:00	0.2
Junction 9A	0.002	2.7	01Jan2000, 01:09	0.6

Junction 9A-9C	0.0043	9	01Jan2000, 00:42	1	Junction 9A-9C	0.0043	5.8	01Jan2000, 01:03	1.2
Junction 9B	0.0015	3.2	01Jan2000, 00:30	0.3	Junction 9B	0.0015	2	01Jan2000, 01:00	0.4
Junction 9B-9D	0.0094	19.8	01Jan2000, 00:33	2.2	Junction 9B-9D	0.0094	12.9	01Jan2000, 01:00	2.6
Junction 9C	0.0033	7	01Jan2000, 00:45	0.8	Junction 9C	0.0033	4.5	01Jan2000, 01:06	0.9
Junction 9D	0.0036	8.5	01Jan2000, 00:30	0.9	Junction 9D	0.0036	5.1	01Jan2000, 01:00	1
Junction 9E	0.001	2.1	01Jan2000, 00:39	0.2	Junction 9E	0.001	1.3	01Jan2000, 01:00	0.3
Junction 9E-9C	0.0043	9	01Jan2000, 00:42	1	Junction 9E-9C	0.0043	5.8	01Jan2000, 01:03	1.2
Junction 9F	0.0002	0.5	01Jan2000, 00:21	0.1	Junction 9F	0.0002	0.3	01Jan2000, 00:39	0.1
Outlet 1	0.016	27.7	01Jan2000, 00:48	3.6	Outlet 1	0.016	19.4	01Jan2000, 01:15	4.3
OUTLET 10	0.0019	3.1	01Jan2000, 00:57	0.4	OUTLET 10	0.0019	2.3	01Jan2000, 01:15	0.5
OUTLET 11	0.25614	502.6	01Jan2000, 00:45	59.5	OUTLET 11	0.25614	333.7	01Jan2000, 01:06	70.7
OUTLET 2	0.01287	23.9	01Jan2000, 00:36	2.8	OUTLET 2	0.01287	15.7	01Jan2000, 00:57	3.4
OUTLET 3A	0.0005	1.3	01Jan2000, 00:18	0.1	OUTLET 3A	0.0005	0.7	01Jan2000, 00:36	0.1
OUTLET 3B	0.0005	1.2	01Jan2000, 00:27	0.1	OUTLET 3B	0.0005	0.7	01Jan2000, 00:42	0.1
OUTLET 4	0.0055	12.8	01Jan2000, 00:27	1.3	OUTLET 4	0.0055	7.7	01Jan2000, 00:57	1.6
OUTLET 5	0.0123	19.8	01Jan2000, 00:54	2.7	OUTLET 5	0.0123	14.2	01Jan2000, 01:21	3.2
OUTLET 6	0.0122	19.9	01Jan2000, 00:51	2.6	OUTLET 6	0.0122	14.1	01Jan2000, 01:21	3.1
OUTLET 7	0.01465	23.3	01Jan2000, 00:48	3.1	OUTLET 7	0.01465	16.5	01Jan2000, 01:18	3.7
OUTLET 8A	0.0041	7.6	01Jan2000, 00:45	0.9	OUTLET 8A	0.0041	5	01Jan2000, 01:06	1.1
OUTLET 8B	0.0006	1.4	01Jan2000, 00:27	0.1	OUTLET 8B	0.0006	0.8	01Jan2000, 00:57	0.2
OUTLET 9	0.0094	19.8	01Jan2000, 00:30	2.2	OUTLET 9	0.0094	12.9	01Jan2000, 00:57	2.6
1A	0.0041	6.8	01Jan2000, 00:54	0.8	1A	0.0041	4.6	01Jan2000, 01:21	1
1B	0.0015	3.1	01Jan2000, 00:45	0.3	1B	0.0015	2	01Jan2000, 01:06	0.4
1C	0.0027	5.4	01Jan2000, 00:42	0.6	1C	0.0027	3.6	01Jan2000, 01:03	0.8
1D	0.0001	0.1	01Jan2000, 00:39	0	1D	0.0001	0.1	01Jan2000, 01:18	0
1E	0.0071	13.5	01Jan2000, 00:45	1.6	1E	0.0071	9.1	01Jan2000, 01:06	1.9
1F	0.0002	0.5	01Jan2000, 00:30	0	1F	0.0002	0.3	01Jan2000, 01:00	0.1
1G	0.0001	0.2	01Jan2000, 00:21	0	1G	0.0001	0.1	01Jan2000, 00:39	0
1H	0.0002	0.5	01Jan2000, 00:21	0.1	1H	0.0002	0.3	01Jan2000, 00:39	0.1
10A	0.0014	2.4	01Jan2000, 01:00	0.3	10A	0.0014	1.7	01Jan2000, 01:27	0.4
10B	0.0001	0.3	01Jan2000, 00:18	0	10B	0.0001	0.1	01Jan2000, 00:33	0
10C	0.0004	0.9	01Jan2000, 00:30	0.1	10C	0.0004	0.6	01Jan2000, 01:00	0.1
11A	0.0013	2.4	01Jan2000, 00:51	0.3	11A	0.0013	1.6	01Jan2000, 01:15	0.3
11AA	0.0066	14.7	01Jan2000, 00:36	1.6	11AA	0.0066	9.1	01Jan2000, 01:03	1.9
11AB	0.0002	0.4	01Jan2000, 00:42	0	11AB	0.0002	0.3	01Jan2000, 01:06	0.1
11AC	0.001	1.4	01Jan2000, 01:18	0.2	11AC	0.001	1	01Jan2000, 01:45	0.2
11AD	0.0003	0.7	01Jan2000, 00:30	0.1	11AD	0.0003	0.4	01Jan2000, 00:39	0.1
11AE	0.0003	0.7	01Jan2000, 00:30	0.1	11AE	0.0003	0.4	01Jan2000, 01:00	0.1
11AF	0.0005	1.1	01Jan2000, 00:48	0.1	11AF	0.0005	0.7	01Jan2000, 01:09	0.1
11AG	0.00004	0.1	01Jan2000, 00:18	0	11AG	0.00004	0.1	01Jan2000, 00:33	0
11AH	0.0026	5.3	01Jan2000, 00:54	0.7	11AH	0.0026	3.6	01Jan2000, 01:15	0.8
11AI	0.0384	78.7	01Jan2000, 00:42	8.8	11AI	0.0384	50.6	01Jan2000, 01:06	10.4
11AJ	0.1146	232.6	01Jan2000, 00:51	27.6	11AJ	0.1146	154.5	01Jan2000, 01:12	32.6
11AK	0.0432	79.8	01Jan2000, 00:48	9.3	11AK	0.0432	52.6	01Jan2000, 01:12	11.1
11B	0.0004	0.9	01Jan2000, 00:30	0.1	11B	0.0004	0.6	01Jan2000, 01:00	0.1
11C	0.0084	16.5	01Jan2000, 00:45	1.9	11C	0.0084	10.8	01Jan2000, 01:09	2.2
11D	0.0009	2	01Jan2000, 00:30	0.2	11D	0.0009	1.2	01Jan2000, 01:00	0.2
11E	0.0006	1.1	01Jan2000, 00:48	0.1	11E	0.0006	0.7	01Jan2000, 01:12	0.2
11F	0.0032	6.2	01Jan2000, 00:48	0.7	11F	0.0032	4	01Jan2000, 01:09	0.9

11G	0.0004	0.8	01Jan2000, 00:48	0.1	11G	0.0004	0.5	01Jan2000, 01:12	0.1
11H	0.0002	0.4	01Jan2000, 00:45	0	11H	0.0002	0.3	01Jan2000, 01:06	0.1
11I	0.0002	0.5	01Jan2000, 00:30	0	11I	0.0002	0.3	01Jan2000, 00:39	0.1
11J	0.0009	1.8	01Jan2000, 00:51	0.2	11J	0.0009	1.2	01Jan2000, 01:12	0.2
11K	0.0002	0.4	01Jan2000, 00:48	0	11K	0.0002	0.3	01Jan2000, 01:09	0.1
11L	0.0034	6.6	01Jan2000, 00:45	0.7	11L	0.0034	4.3	01Jan2000, 01:09	0.9
11M	0.0012	2.8	01Jan2000, 00:30	0.3	11M	0.0012	1.7	01Jan2000, 01:00	0.3
11N	0.0001	0.3	01Jan2000, 00:21	0	11N	0.0001	0.1	01Jan2000, 00:39	0
11O	0.0032	5.5	01Jan2000, 00:48	0.7	11O	0.0032	3.8	01Jan2000, 01:21	0.8
11P	0.0007	1.4	01Jan2000, 00:51	0.2	11P	0.0007	0.9	01Jan2000, 01:12	0.2
11Q	0.0029	5.6	01Jan2000, 00:48	0.7	11Q	0.0029	3.8	01Jan2000, 01:09	0.8
11R	0.0024	5.7	01Jan2000, 00:30	0.6	11R	0.0024	3.4	01Jan2000, 01:00	0.7
11S	0.005	8.3	01Jan2000, 00:54	1.1	11S	0.005	6	01Jan2000, 01:24	1.4
11T	0.0016	3.1	01Jan2000, 00:48	0.4	11T	0.0016	2.1	01Jan2000, 01:12	0.4
11U	0.0032	7.5	01Jan2000, 00:30	0.8	11U	0.0032	4.5	01Jan2000, 01:00	0.9
11V	0.001	2.3	01Jan2000, 00:36	0.2	11V	0.001	1.4	01Jan2000, 01:03	0.3
11W	0.0016	3.9	01Jan2000, 00:33	0.4	11W	0.0016	2.3	01Jan2000, 00:48	0.5
11X	0.001	1.9	01Jan2000, 00:45	0.2	11X	0.001	1.2	01Jan2000, 01:06	0.3
11Y	0.0003	0.7	01Jan2000, 00:21	0.1	11Y	0.0003	0.4	01Jan2000, 00:39	0.1
11Z	0.0041	9	01Jan2000, 00:45	1	11Z	0.0041	5.8	01Jan2000, 01:06	1.2
2A	0.0014	2.9	01Jan2000, 00:45	0.3	2A	0.0014	1.9	01Jan2000, 01:09	0.4
2B	0.0069	11.9	01Jan2000, 00:48	1.4	2B	0.0069	7.8	01Jan2000, 01:12	1.7
2C	0.0002	0.4	01Jan2000, 00:39	0	2C	0.0002	0.3	01Jan2000, 01:03	0.1
2D	0.0001	0.2	01Jan2000, 00:21	0	2D	0.0001	0.1	01Jan2000, 00:39	0
2E	0.0001	0.2	01Jan2000, 00:30	0	2E	0.0001	0.1	01Jan2000, 00:39	0
2F	0.0004	1	01Jan2000, 00:30	0.1	2F	0.0004	0.6	01Jan2000, 01:00	0.1
2G	0.0006	1.5	01Jan2000, 00:30	0.1	2G	0.0006	0.9	01Jan2000, 00:39	0.2
2H	0.0002	0.5	01Jan2000, 00:18	0.1	2H	0.0002	0.3	01Jan2000, 00:39	0.1
2I	0.0002	0.4	01Jan2000, 00:42	0	2I	0.0002	0.3	01Jan2000, 01:06	0.1
2J	0.0001	0.2	01Jan2000, 00:33	0	2J	0.0001	0.1	01Jan2000, 00:45	0
2k	0.0005	1.2	01Jan2000, 00:36	0.1	2k	0.0005	0.7	01Jan2000, 01:00	0.1
2L	0.0008	1.8	01Jan2000, 00:39	0.2	2L	0.0008	1.1	01Jan2000, 01:03	0.2
2M	0.00004	0.1	01Jan2000, 00:30	0	2M	0.00004	0.1	01Jan2000, 01:00	0
2N	0.0001	0.2	01Jan2000, 00:30	0	2N	0.0001	0.1	01Jan2000, 01:00	0
2O	0.0001	0.2	01Jan2000, 00:30	0	2O	0.0001	0.1	01Jan2000, 01:00	0
2P	0.0003	0.7	01Jan2000, 00:30	0.1	2P	0.0003	0.4	01Jan2000, 00:39	0.1
2Q	0.0002	0.5	01Jan2000, 00:21	0.1	2Q	0.0002	0.3	01Jan2000, 00:39	0.1
2R	0.00003	0.1	01Jan2000, 00:18	0	2R	0.00003	0	01Jan2000, 00:33	0
2S	0.0002	0.5	01Jan2000, 00:18	0.1	2S	0.0002	0.3	01Jan2000, 00:33	0.1
2T	0.0002	0.5	01Jan2000, 00:18	0.1	2T	0.0002	0.3	01Jan2000, 00:33	0.1
2U	0.0002	0.5	01Jan2000, 00:18	0.1	2U	0.0002	0.3	01Jan2000, 00:39	0.1
3A	0.0005	1.3	01Jan2000, 00:21	0.1	3A	0.0005	0.7	01Jan2000, 00:39	0.1
3B	0.0005	1.2	01Jan2000, 00:30	0.1	3B	0.0005	0.7	01Jan2000, 00:45	0.1
4A	0.0003	0.7	01Jan2000, 00:30	0.1	4A	0.0003	0.4	01Jan2000, 01:00	0.1
4B	0.0002	0.5	01Jan2000, 00:30	0	4B	0.0002	0.3	01Jan2000, 01:00	0.1
4C	0.0001	0.2	01Jan2000, 00:30	0	4C	0.0001	0.1	01Jan2000, 01:00	0
4D	0.0001	0.3	01Jan2000, 00:18	0	4D	0.0001	0.1	01Jan2000, 00:33	0
4E	0.0008	1.8	01Jan2000, 00:39	0.2	4E	0.0008	1.1	01Jan2000, 01:03	0.2
4F	0.0002	0.5	01Jan2000, 00:21	0.1	4F	0.0002	0.3	01Jan2000, 00:39	0.1

4G	0.0002	0.5	01Jan2000, 00:18	0.1	4G	0.0002	0.3	01Jan2000, 00:33	0.1
4H	0.0003	0.7	01Jan2000, 00:33	0.1	4H	0.0003	0.4	01Jan2000, 01:00	0.1
4I	0.0009	2.2	01Jan2000, 00:21	0.2	4I	0.0009	1.3	01Jan2000, 00:39	0.3
4J	0.0003	0.7	01Jan2000, 00:30	0.1	4J	0.0003	0.4	01Jan2000, 01:00	0.1
4K	0.0002	0.5	01Jan2000, 00:30	0	4K	0.0002	0.3	01Jan2000, 01:00	0.1
4L	0.0002	0.5	01Jan2000, 00:30	0	4L	0.0002	0.3	01Jan2000, 01:00	0.1
4M	0.0001	0.3	01Jan2000, 00:18	0	4M	0.0001	0.1	01Jan2000, 00:33	0
4N	0.0016	3.6	01Jan2000, 00:30	0.4	4N	0.0016	2.2	01Jan2000, 01:00	0.4
5A	0.0123	19.9	01Jan2000, 00:54	2.7	5A	0.0123	14.2	01Jan2000, 01:24	3.2
6A	0.0122	20	01Jan2000, 00:51	2.6	6A	0.0122	14.1	01Jan2000, 01:21	3.1
7A	0.0002	0.5	01Jan2000, 00:30	0	7A	0.0002	0.3	01Jan2000, 01:00	0.1
7B	0.0025	4.3	01Jan2000, 00:54	0.5	7B	0.0025	2.9	01Jan2000, 01:21	0.6
7C	0.0016	3.3	01Jan2000, 00:36	0.4	7C	0.0016	2.1	01Jan2000, 01:03	0.4
7D	0.001	1.9	01Jan2000, 00:45	0.2	7D	0.001	1.2	01Jan2000, 01:06	0.3
7E	0.0093	14.1	01Jan2000, 00:57	2	7E	0.0093	10.3	01Jan2000, 01:27	2.4
7F	0.00002	0	01Jan2000, 00:21	0	7F	0.00002	0	01Jan2000, 00:39	0
7G	0.00002	0.1	01Jan2000, 00:18	0	7G	0.00002	0	01Jan2000, 00:39	0
7H	0.00001	0	01Jan2000, 00:18	0	7H	0.00001	0	01Jan2000, 00:39	0
8A	0.0005	0.9	01Jan2000, 00:48	0.1	8A	0.0005	0.6	01Jan2000, 01:09	0.1
8B	0.0008	1.5	01Jan2000, 00:48	0.2	8B	0.0008	1	01Jan2000, 01:09	0.2
8C	0.0004	0.7	01Jan2000, 00:48	0.1	8C	0.0004	0.5	01Jan2000, 01:12	0.1
8D	0.0005	0.9	01Jan2000, 00:45	0.1	8D	0.0005	0.6	01Jan2000, 01:09	0.1
8E	0.0011	2.1	01Jan2000, 00:48	0.2	8E	0.0011	1.4	01Jan2000, 01:09	0.3
8F	0.0008	1.5	01Jan2000, 00:51	0.2	8F	0.0008	1	01Jan2000, 01:15	0.2
8G	0.0006	1.4	01Jan2000, 00:30	0.1	8G	0.0006	0.8	01Jan2000, 01:00	0.2
9A	0.002	4.2	01Jan2000, 00:48	0.5	9A	0.002	2.7	01Jan2000, 01:09	0.6
9B	0.0015	3.2	01Jan2000, 00:30	0.3	9B	0.0015	2	01Jan2000, 01:00	0.4
9C	0.0013	2.9	01Jan2000, 00:39	0.3	9C	0.0013	1.8	01Jan2000, 01:03	0.4
9D	0.0036	8.5	01Jan2000, 00:30	0.9	9D	0.0036	5.1	01Jan2000, 01:00	1
9E	0.0008	1.6	01Jan2000, 00:42	0.2	9E	0.0008	1	01Jan2000, 01:06	0.2
9F	0.0002	0.5	01Jan2000, 00:21	0.1	9F	0.0002	0.3	01Jan2000, 00:39	0.1

50YR12HR				
Hydrologic Element	Drainage Area (MI2)	Peak Discharge (CFS)	Time of Peak	Volume (AC-FT)
DEP 1C	0.0027	2	01Jan2000, 05:03	0.9
DEP 1E	0.0071	5.1	01Jan2000, 05:09	2.3
DEP 11O	0.0032	2.3	01Jan2000, 05:03	1
DEP 11Q	0.0029	2.2	01Jan2000, 05:03	1
DEP 11S	0.005	3.6	01Jan2000, 05:06	1.6
DEP 5A	0.0123	8.7	01Jan2000, 05:06	3.8
DEP 6A	0.0122	8.6	01Jan2000, 05:06	3.7
DEP 7E	0.0093	6.4	01Jan2000, 05:06	2.8
Junction ML1	0.0017	1.2	01Jan2000, 05:00	0.5
Junction ML2	0.0097	7	01Jan2000, 05:00	3.1
Junction ML3	0.0105	7.6	01Jan2000, 05:00	3.3
Junction ML4	0.0158	11.6	01Jan2000, 05:00	5.1
Junction ML5	0.2514	184.8	01Jan2000, 05:00	81.3
Junction ML6	0.2527	185.7	01Jan2000, 05:00	81.7
Junction ML7	0.2535	186.3	01Jan2000, 05:00	82
Junction ML8	0.25614	188.3	01Jan2000, 05:00	82.9
Junction Q4	0.00844	5.9	01Jan2000, 05:00	2.5
Junction 2C-6	0.0005	0.4	01Jan2000, 05:00	0.2
Junction 1A	0.016	11.5	01Jan2000, 05:00	5
Junction 1B	0.0015	1.1	01Jan2000, 05:03	0.5
Junction 1C	0.0042	3.1	01Jan2000, 05:03	1.4
Junction 1D	0.0043	3.2	01Jan2000, 05:00	1.4
Junction 1E	0.0114	8.3	01Jan2000, 05:03	3.7
Junction 1F	0.0005	0.4	01Jan2000, 05:00	0.2
Junction 1G	0.0003	0.2	01Jan2000, 05:00	0.1
Junction 1H	0.0002	0.2	01Jan2000, 05:00	0.1
Junction 10A	0.0014	1	01Jan2000, 05:12	0.4
Junction 10B	0.0015	1.1	01Jan2000, 05:12	0.5
Junction 10C	0.0019	1.4	01Jan2000, 05:00	0.6
Junction 11A	0.0013	0.9	01Jan2000, 05:06	0.4
Junction 11AA	0.0066	4.9	01Jan2000, 05:00	2.2
Junction 11AB	0.0002	0.1	01Jan2000, 05:00	0.1
Junction 11AC	0.001	0.7	01Jan2000, 05:24	0.3
Junction 11AD	0.0003	0.2	01Jan2000, 05:00	0.1
Junction 11AE	0.0003	0.2	01Jan2000, 05:00	0.1
Junction 11AF	0.0005	0.4	01Jan2000, 05:03	0.2
Junction 11AG	0.00004	0	01Jan2000, 04:54	0
Junction 11AH	0.00264	2	01Jan2000, 05:06	0.9
Junction 11AI	0.1962	144.4	01Jan2000, 05:03	63.5
Junction 11AJ	0.1578	116.2	01Jan2000, 05:03	51.2
Junction 11AK	0.0432	30.8	01Jan2000, 05:03	13.1
Junction 11B	0.0004	0.3	01Jan2000, 05:00	0.1
Junction 11C	0.0084	6.1	01Jan2000, 05:03	2.6
Junction 11D	0.0099	7.2	01Jan2000, 05:00	3.1
Junction 11E	0.0006	0.4	01Jan2000, 05:03	0.2

50YR120HR				
Hydrologic Element	Drainage Area (MI2)	Peak Discharge (CFS)	Time of Peak	Volume (AC-FT)
DEP 1C	0.0027	0.4	05Jan2000, 09:00	1.3
DEP 1E	0.0071	0.9	05Jan2000, 09:00	3.3
DEP 11O	0.0032	0.4	05Jan2000, 09:00	1.5
DEP 11Q	0.0029	0.4	05Jan2000, 09:00	1.4
DEP 11S	0.005	0.7	05Jan2000, 09:00	2.4
DEP 5A	0.0123	1.6	05Jan2000, 09:00	5.6
DEP 6A	0.0122	1.6	05Jan2000, 09:00	5.5
DEP 7E	0.0093	1.2	05Jan2000, 09:00	4.2
Junction ML1	0.0017	0.2	05Jan2000, 09:00	0.8
Junction ML2	0.0097	1.3	05Jan2000, 09:00	4.5
Junction ML3	0.0105	1.4	05Jan2000, 09:00	4.9
Junction ML4	0.0158	2.1	05Jan2000, 09:00	7.5
Junction ML5	0.2514	33.4	05Jan2000, 09:00	119.4
Junction ML6	0.2527	33.6	05Jan2000, 09:00	120
Junction ML7	0.2535	33.7	05Jan2000, 09:00	120.4
Junction ML8	0.25614	34.1	05Jan2000, 09:00	121.7
Junction Q4	0.00844	1.1	05Jan2000, 09:00	3.7
Junction 2C-6	0.0005	0.1	05Jan2000, 09:00	0.2
Junction 1A	0.016	2.1	05Jan2000, 09:00	7.4
Junction 1B	0.0015	0.2	05Jan2000, 09:00	0.7
Junction 1C	0.0042	0.6	05Jan2000, 09:00	2
Junction 1D	0.0043	0.6	05Jan2000, 09:00	2
Junction 1E	0.0114	1.5	05Jan2000, 09:00	5.4
Junction 1F	0.0005	0.1	05Jan2000, 09:00	0.2
Junction 1G	0.0003	0	05Jan2000, 09:00	0.1
Junction 1H	0.0002	0	05Jan2000, 09:00	0.1
Junction 10A	0.0014	0.2	05Jan2000, 09:00	0.7
Junction 10B	0.0015	0.2	05Jan2000, 09:00	0.7
Junction 10C	0.0019	0.3	05Jan2000, 09:00	0.9
Junction 11A	0.0013	0.2	05Jan2000, 09:00	0.6
Junction 11AA	0.0066	0.9	05Jan2000, 09:00	3.2
Junction 11AB	0.0002	0	05Jan2000, 09:00	0.1
Junction 11AC	0.001	0.1	05Jan2000, 09:03	0.4
Junction 11AD	0.0003	0	05Jan2000, 09:00	0.1
Junction 11AE	0.0003	0	05Jan2000, 09:00	0.1
Junction 11AF	0.0005	0.1	05Jan2000, 09:00	0.2
Junction 11AG	0.00004	0	05Jan2000, 06:12	0
Junction 11AH	0.00264	0.4	05Jan2000, 09:00	1.3
Junction 11AI	0.1962	26.1	05Jan2000, 09:00	93.2
Junction 11AJ	0.1578	21	05Jan2000, 09:00	75.2
Junction 11AK	0.0432	5.7	05Jan2000, 09:00	19.6
Junction 11B	0.0004	0.1	05Jan2000, 09:00	0.2
Junction 11C	0.0084	1.1	05Jan2000, 09:00	3.9
Junction 11D	0.0099	1.3	05Jan2000, 09:00	4.6
Junction 11E	0.0006	0.1	05Jan2000, 09:00	0.3

Junction 11F	0.0034	2.5	01Jan2000, 05:00	1.1	Junction 11F	0.0034	0.5	05Jan2000, 09:00	1.6
Junction 11G	0.0004	0.3	01Jan2000, 05:03	0.1	Junction 11G	0.0004	0.1	05Jan2000, 09:00	0.2
Junction 11H	0.0002	0.1	01Jan2000, 05:03	0.1	Junction 11H	0.0002	0	05Jan2000, 09:00	0.1
Junction 11I	0.0002	0.2	01Jan2000, 05:00	0.1	Junction 11I	0.0002	0	05Jan2000, 09:00	0.1
Junction 11J	0.0009	0.7	01Jan2000, 05:06	0.3	Junction 11J	0.0009	0.1	05Jan2000, 09:00	0.4
Junction 11K	0.0116	8.5	01Jan2000, 05:00	3.7	Junction 11K	0.0116	1.5	05Jan2000, 09:00	5.4
Junction 11L	0.0034	2.5	01Jan2000, 05:03	1.1	Junction 11L	0.0034	0.4	05Jan2000, 09:00	1.6
Junction 11M	0.0012	0.9	01Jan2000, 05:09	0.4	Junction 11M	0.0012	0.2	05Jan2000, 09:00	0.6
Junction 11N	0.0001	0.1	01Jan2000, 04:54	0	Junction 11N	0.0001	0	05Jan2000, 06:36	0.1
Junction 11O	0.0032	2.3	01Jan2000, 05:03	1	Junction 11O	0.0032	0.4	05Jan2000, 09:00	1.5
Junction 11P	0.0007	0.5	01Jan2000, 05:03	0.2	Junction 11P	0.0007	0.1	05Jan2000, 09:00	0.3
Junction 11Q	0.0029	2.2	01Jan2000, 05:03	1	Junction 11Q	0.0029	0.4	05Jan2000, 09:00	1.4
Junction 11R	0.0024	1.8	01Jan2000, 05:00	0.8	Junction 11R	0.0024	0.3	05Jan2000, 09:00	1.2
Junction 11S	0.0082	5.9	01Jan2000, 05:03	2.6	Junction 11S	0.0082	1.1	05Jan2000, 09:00	3.8
Junction 11T	0.0098	7.1	01Jan2000, 05:03	3.1	Junction 11T	0.0098	1.3	05Jan2000, 09:00	4.6
Junction 11U	0.0032	2.4	01Jan2000, 05:00	1.1	Junction 11U	0.0032	0.4	05Jan2000, 09:00	1.5
Junction 11V	0.001	0.8	01Jan2000, 05:00	0.3	Junction 11V	0.001	0.1	05Jan2000, 09:00	0.5
Junction 11W	0.0016	1.2	01Jan2000, 05:00	0.6	Junction 11W	0.0016	0.2	05Jan2000, 09:00	0.8
Junction 11X	0.001	0.7	01Jan2000, 05:03	0.3	Junction 11X	0.001	0.1	05Jan2000, 09:00	0.5
Junction 11Y	0.0003	0.2	01Jan2000, 05:00	0.1	Junction 11Y	0.0003	0	05Jan2000, 09:00	0.1
Junction 11Z	0.2003	147.5	01Jan2000, 05:03	64.9	Junction 11Z	0.2003	26.6	05Jan2000, 09:00	95.2
Junction 11-C1	0.0105	7.7	01Jan2000, 05:00	3.3	Junction 11-C1	0.0105	1.4	05Jan2000, 09:00	4.9
Junction 11-C2	0.0013	1	01Jan2000, 05:00	0.4	Junction 11-C2	0.0013	0.2	05Jan2000, 09:00	0.6
Junction 11-C3	0.2032	149.7	01Jan2000, 05:03	65.9	Junction 11-C3	0.2032	27	05Jan2000, 09:00	96.7
Junction 11-C4	0.2148	158.1	01Jan2000, 05:03	69.5	Junction 11-C4	0.2148	28.6	05Jan2000, 09:00	102.1
Junction 11-C5	0.2224	163.8	01Jan2000, 05:03	72	Junction 11-C5	0.2224	29.6	05Jan2000, 09:00	105.7
Junction 2A	0.0014	1	01Jan2000, 05:03	0.5	Junction 2A	0.0014	0.2	05Jan2000, 09:00	0.7
Junction 2B	0.0069	4.7	01Jan2000, 05:03	2	Junction 2B	0.0069	0.9	05Jan2000, 09:00	3
Junction 2C	0.00714	4.9	01Jan2000, 05:03	2	Junction 2C	0.00714	0.9	05Jan2000, 09:00	3.1
Junction 2C-1	0.00734	5.1	01Jan2000, 05:00	2.1	Junction 2C-1	0.00734	1	05Jan2000, 09:00	3.2
Junction 2C-2	0.00754	5.2	01Jan2000, 05:00	2.2	Junction 2C-2	0.00754	1	05Jan2000, 09:00	3.3
Junction 2C-3	0.00794	5.5	01Jan2000, 05:00	2.3	Junction 2C-3	0.00794	1	05Jan2000, 09:00	3.5
Junction 2C-4	0.00927	6.5	01Jan2000, 05:00	2.8	Junction 2C-4	0.00927	1.2	05Jan2000, 09:00	4.2
Junction 2C-5	0.00977	6.9	01Jan2000, 05:00	2.9	Junction 2C-5	0.00977	1.3	05Jan2000, 09:00	4.4
Junction 2C-7	0.00997	7.1	01Jan2000, 05:00	3	Junction 2C-7	0.00997	1.3	05Jan2000, 09:00	4.5
Junction 2C-8	0.01047	7.4	01Jan2000, 05:00	3.2	Junction 2C-8	0.01047	1.4	05Jan2000, 09:00	4.7
Junction 2C-9	0.01287	9.2	01Jan2000, 05:00	4	Junction 2C-9	0.01287	1.7	05Jan2000, 09:00	5.9
Junction 2D	0.0001	0.1	01Jan2000, 05:00	0	Junction 2D	0.0001	0	05Jan2000, 09:00	0
Junction 2E	0.0001	0.1	01Jan2000, 05:00	0	Junction 2E	0.0001	0	05Jan2000, 09:00	0
Junction 2F	0.0004	0.3	01Jan2000, 05:00	0.1	Junction 2F	0.0004	0.1	05Jan2000, 09:00	0.2
Junction 2G	0.0006	0.5	01Jan2000, 05:00	0.2	Junction 2G	0.0006	0.1	05Jan2000, 09:00	0.3
Junction 2H	0.0002	0.2	01Jan2000, 05:00	0.1	Junction 2H	0.0002	0	05Jan2000, 09:00	0.1
Junction 2I	0.0002	0.1	01Jan2000, 05:03	0.1	Junction 2I	0.0002	0	05Jan2000, 09:00	0.1
Junction 2J	0.0001	0.1	01Jan2000, 05:00	0	Junction 2J	0.0001	0	05Jan2000, 09:00	0
Junction 2K	0.0005	0.4	01Jan2000, 05:00	0.2	Junction 2K	0.0005	0.1	05Jan2000, 09:00	0.2
Junction 2L	0.0022	1.6	01Jan2000, 05:03	0.7	Junction 2L	0.0022	0.3	05Jan2000, 09:00	1.1
Junction 2M	0.00004	0	01Jan2000, 05:00	0	Junction 2M	0.00004	0	05Jan2000, 09:00	0
Junction 2N	0.0001	0.1	01Jan2000, 05:00	0	Junction 2N	0.0001	0	05Jan2000, 09:00	0
Junction 2O	0.0001	0.1	01Jan2000, 05:00	0	Junction 2O	0.0001	0	05Jan2000, 09:00	0

Junction 2P	0.00824	5.7	01Jan2000, 05:00	2.4	Junction 2P	0.00824	1.1	05Jan2000, 09:00	3.6
Junction 2Q	0.0002	0.2	01Jan2000, 05:00	0.1	Junction 2Q	0.0002	0	05Jan2000, 09:00	0.1
Junction 2R	0.00907	6.4	01Jan2000, 05:00	2.7	Junction 2R	0.00907	1.2	05Jan2000, 09:00	4.1
Junction 2S	0.0002	0.2	01Jan2000, 04:54	0.1	Junction 2S	0.0002	0	05Jan2000, 06:12	0.1
Junction 2T	0.0002	0.2	01Jan2000, 04:54	0.1	Junction 2T	0.0002	0	05Jan2000, 06:12	0.1
Junction 2U	0.0002	0.2	01Jan2000, 05:00	0.1	Junction 2U	0.0002	0	05Jan2000, 09:00	0.1
Junction 4A	0.0003	0.2	01Jan2000, 05:00	0.1	Junction 4A	0.0003	0	05Jan2000, 09:00	0.1
Junction 4B	0.0002	0.2	01Jan2000, 05:00	0.1	Junction 4B	0.0002	0	05Jan2000, 09:00	0.1
Junction 4C	0.0001	0.1	01Jan2000, 05:00	0	Junction 4C	0.0001	0	05Jan2000, 09:00	0
Junction 4C-1	0.0055	4.1	01Jan2000, 05:00	1.8	Junction 4C-1	0.0055	0.7	05Jan2000, 09:00	2.7
Junction 4C-10	0.0026	1.9	01Jan2000, 05:00	0.8	Junction 4C-10	0.0026	0.3	05Jan2000, 09:00	1.2
Junction 4C-11	0.0024	1.8	01Jan2000, 05:00	0.8	Junction 4C-11	0.0024	0.3	05Jan2000, 09:00	1.1
Junction 4C-2	0.0053	4	01Jan2000, 05:00	1.8	Junction 4C-2	0.0053	0.7	05Jan2000, 09:00	2.6
Junction 4C-3	0.0051	3.8	01Jan2000, 05:00	1.7	Junction 4C-3	0.0051	0.7	05Jan2000, 09:00	2.5
Junction 4C-4	0.0048	3.6	01Jan2000, 05:00	1.6	Junction 4C-4	0.0048	0.6	05Jan2000, 09:00	2.3
Junction 4C-5	0.0039	2.9	01Jan2000, 05:00	1.3	Junction 4C-5	0.0039	0.5	05Jan2000, 09:00	1.9
Junction 4C-6	0.0036	2.7	01Jan2000, 05:00	1.2	Junction 4C-6	0.0036	0.5	05Jan2000, 09:00	1.7
Junction 4C-7	0.0033	2.5	01Jan2000, 05:00	1.1	Junction 4C-7	0.0033	0.4	05Jan2000, 09:00	1.6
Junction 4C-8	0.0031	2.3	01Jan2000, 05:00	1	Junction 4C-8	0.0031	0.4	05Jan2000, 09:00	1.5
Junction 4C-9	0.0029	2.2	01Jan2000, 05:00	0.9	Junction 4C-9	0.0029	0.4	05Jan2000, 09:00	1.4
Junction 4D	0.0001	0.1	01Jan2000, 04:54	0	Junction 4D	0.0001	0	05Jan2000, 06:12	0.1
Junction 4E	0.0008	0.6	01Jan2000, 05:00	0.3	Junction 4E	0.0008	0.1	05Jan2000, 09:00	0.4
Junction 4F	0.0002	0.2	01Jan2000, 05:00	0.1	Junction 4F	0.0002	0	05Jan2000, 09:00	0.1
Junction 4G	0.0002	0.2	01Jan2000, 04:54	0.1	Junction 4G	0.0002	0	05Jan2000, 06:12	0.1
Junction 4H	0.0003	0.2	01Jan2000, 05:00	0.1	Junction 4H	0.0003	0	05Jan2000, 09:00	0.1
Junction 4I	0.0009	0.7	01Jan2000, 05:00	0.3	Junction 4I	0.0009	0.1	05Jan2000, 09:00	0.4
Junction 4J	0.0003	0.2	01Jan2000, 05:00	0.1	Junction 4J	0.0003	0	05Jan2000, 09:00	0.1
Junction 4K	0.0002	0.2	01Jan2000, 05:00	0.1	Junction 4K	0.0002	0	05Jan2000, 09:00	0.1
Junction 4L	0.0002	0.1	01Jan2000, 05:00	0.1	Junction 4L	0.0002	0	05Jan2000, 09:00	0.1
Junction 4M	0.0001	0.1	01Jan2000, 04:54	0	Junction 4M	0.0001	0	05Jan2000, 06:12	0.1
Junction 4N	0.0016	1.2	01Jan2000, 05:00	0.5	Junction 4N	0.0016	0.2	05Jan2000, 09:00	0.8
Junction 5A	0.0123	8.7	01Jan2000, 05:06	3.8	Junction 5A	0.0123	1.6	05Jan2000, 09:00	5.6
Junction 6A	0.0122	8.6	01Jan2000, 05:06	3.7	Junction 6A	0.0122	1.6	05Jan2000, 09:00	5.5
Junction 7A	0.0027	1.9	01Jan2000, 05:00	0.8	Junction 7A	0.0027	0.4	05Jan2000, 09:00	1.2
Junction 7B	0.0025	1.8	01Jan2000, 05:06	0.8	Junction 7B	0.0025	0.3	05Jan2000, 09:00	1.1
Junction 7C	0.0053	3.8	01Jan2000, 05:00	1.6	Junction 7C	0.0053	0.7	05Jan2000, 09:00	2.4
Junction 7D	0.001	0.7	01Jan2000, 05:03	0.3	Junction 7D	0.001	0.1	05Jan2000, 09:00	0.5
Junction 7E	0.01465	10.2	01Jan2000, 05:03	4.4	Junction 7E	0.01465	1.9	05Jan2000, 09:00	6.6
Junction 7F	0.00005	0	01Jan2000, 05:00	0	Junction 7F	0.00005	0	05Jan2000, 09:00	0
Junction 7G	0.00002	0	01Jan2000, 05:00	0	Junction 7G	0.00002	0	05Jan2000, 09:00	0
Junction 7H	0.00003	0	01Jan2000, 05:00	0	Junction 7H	0.00003	0	05Jan2000, 09:00	0
Junction 8A	0.0005	0.4	01Jan2000, 05:06	0.1	Junction 8A	0.0005	0.1	05Jan2000, 09:00	0.2
Junction 8B	0.0013	0.9	01Jan2000, 05:06	0.4	Junction 8B	0.0013	0.2	05Jan2000, 09:00	0.6
Junction 8C	0.0017	1.2	01Jan2000, 05:06	0.5	Junction 8C	0.0017	0.2	05Jan2000, 09:00	0.8
Junction 8D	0.0022	1.5	01Jan2000, 05:03	0.7	Junction 8D	0.0022	0.3	05Jan2000, 09:00	1
Junction 8E	0.0033	2.3	01Jan2000, 05:03	1	Junction 8E	0.0033	0.4	05Jan2000, 09:00	1.5
Junction 8F	0.0041	2.9	01Jan2000, 05:03	1.2	Junction 8F	0.0041	0.5	05Jan2000, 09:00	1.9
Junction 8G	0.0006	0.4	01Jan2000, 05:00	0.2	Junction 8G	0.0006	0.1	05Jan2000, 09:00	0.3
Junction 9A	0.002	1.5	01Jan2000, 05:03	0.7	Junction 9A	0.002	0.3	05Jan2000, 09:00	1

Junction 9A-9C	0.0043	3.2	01Jan2000, 05:00	1.4	Junction 9A-9C	0.0043	0.6	05Jan2000, 09:00	2.1
Junction 9B	0.0015	1.1	01Jan2000, 05:00	0.5	Junction 9B	0.0015	0.2	05Jan2000, 09:00	0.7
Junction 9B-9D	0.0094	7	01Jan2000, 05:00	3.1	Junction 9B-9D	0.0094	1.3	05Jan2000, 09:00	4.5
Junction 9C	0.0033	2.5	01Jan2000, 05:03	1.1	Junction 9C	0.0033	0.4	05Jan2000, 09:00	1.6
Junction 9D	0.0036	2.7	01Jan2000, 05:00	1.2	Junction 9D	0.0036	0.5	05Jan2000, 09:00	1.7
Junction 9E	0.001	0.7	01Jan2000, 05:00	0.3	Junction 9E	0.001	0.1	05Jan2000, 09:00	0.5
Junction 9E-9C	0.0043	3.2	01Jan2000, 05:00	1.4	Junction 9E-9C	0.0043	0.6	05Jan2000, 09:00	2.1
Junction 9F	0.0002	0.2	01Jan2000, 05:00	0.1	Junction 9F	0.0002	0	05Jan2000, 09:00	0.1
Outlet 1	0.016	11.5	01Jan2000, 04:57	5	Outlet 1	0.016	2.1	05Jan2000, 08:57	7.4
OUTLET 10	0.0019	1.4	01Jan2000, 04:57	0.6	OUTLET 10	0.0019	0.3	05Jan2000, 08:57	0.9
OUTLET 11	0.25614	188.3	01Jan2000, 04:57	82.9	OUTLET 11	0.25614	34.1	05Jan2000, 08:57	121.7
OUTLET 2	0.01287	9.2	01Jan2000, 04:57	4	OUTLET 2	0.01287	1.7	05Jan2000, 08:57	5.9
OUTLET 3A	0.0005	0.4	01Jan2000, 04:57	0.2	OUTLET 3A	0.0005	0.1	05Jan2000, 08:57	0.3
OUTLET 3B	0.0005	0.4	01Jan2000, 04:57	0.2	OUTLET 3B	0.0005	0.1	05Jan2000, 08:57	0.2
OUTLET 4	0.0055	4.1	01Jan2000, 04:57	1.8	OUTLET 4	0.0055	0.7	05Jan2000, 08:57	2.7
OUTLET 5	0.0123	8.7	01Jan2000, 05:03	3.8	OUTLET 5	0.0123	1.6	05Jan2000, 08:57	5.6
OUTLET 6	0.0122	8.6	01Jan2000, 05:03	3.7	OUTLET 6	0.0122	1.6	05Jan2000, 08:57	5.5
OUTLET 7	0.01465	10.2	01Jan2000, 05:00	4.4	OUTLET 7	0.01465	1.9	05Jan2000, 08:57	6.6
OUTLET 8A	0.0041	2.9	01Jan2000, 05:00	1.2	OUTLET 8A	0.0041	0.5	05Jan2000, 08:57	1.9
OUTLET 8B	0.0006	0.4	01Jan2000, 04:57	0.2	OUTLET 8B	0.0006	0.1	05Jan2000, 08:57	0.3
OUTLET 9	0.0094	7	01Jan2000, 04:57	3.1	OUTLET 9	0.0094	1.3	05Jan2000, 08:57	4.5
1A	0.0041	2.8	01Jan2000, 05:06	1.2	1A	0.0041	0.5	05Jan2000, 09:00	1.8
1B	0.0015	1.1	01Jan2000, 05:03	0.5	1B	0.0015	0.2	05Jan2000, 09:00	0.7
1C	0.0027	2	01Jan2000, 05:00	0.9	1C	0.0027	0.4	05Jan2000, 09:00	1.3
1D	0.0001	0.1	01Jan2000, 05:00	0	1D	0.0001	0	05Jan2000, 09:00	0
1E	0.0071	5.2	01Jan2000, 05:00	2.3	1E	0.0071	0.9	05Jan2000, 09:00	3.3
1F	0.0002	0.2	01Jan2000, 05:00	0.1	1F	0.0002	0	05Jan2000, 09:00	0.1
1G	0.0001	0.1	01Jan2000, 05:00	0	1G	0.0001	0	05Jan2000, 09:00	0
1H	0.0002	0.2	01Jan2000, 05:00	0.1	1H	0.0002	0	05Jan2000, 09:00	0.1
10A	0.0014	1	01Jan2000, 05:12	0.4	10A	0.0014	0.2	05Jan2000, 09:00	0.7
10B	0.0001	0.1	01Jan2000, 04:54	0	10B	0.0001	0	05Jan2000, 06:12	0.1
10C	0.0004	0.3	01Jan2000, 05:00	0.1	10C	0.0004	0.1	05Jan2000, 09:00	0.2
11A	0.0013	0.9	01Jan2000, 05:06	0.4	11A	0.0013	0.2	05Jan2000, 09:00	0.6
11AA	0.0066	4.9	01Jan2000, 05:00	2.2	11AA	0.0066	0.9	05Jan2000, 09:00	3.2
11AB	0.0002	0.1	01Jan2000, 05:00	0.1	11AB	0.0002	0	05Jan2000, 09:00	0.1
11AC	0.001	0.7	01Jan2000, 05:24	0.3	11AC	0.001	0.1	05Jan2000, 09:03	0.4
11AD	0.0003	0.2	01Jan2000, 05:00	0.1	11AD	0.0003	0	05Jan2000, 09:00	0.1
11AE	0.0003	0.2	01Jan2000, 05:00	0.1	11AE	0.0003	0	05Jan2000, 09:00	0.1
11AF	0.0005	0.4	01Jan2000, 05:03	0.2	11AF	0.0005	0.1	05Jan2000, 09:00	0.2
11AG	0.00004	0	01Jan2000, 04:54	0	11AG	0.00004	0	05Jan2000, 06:12	0
11AH	0.0026	2	01Jan2000, 05:06	0.9	11AH	0.0026	0.3	05Jan2000, 09:00	1.3
11AI	0.0384	28.2	01Jan2000, 05:00	12.3	11AI	0.0384	5.1	05Jan2000, 09:00	18.1
11AJ	0.1146	85.4	01Jan2000, 05:03	38.1	11AJ	0.1146	15.3	05Jan2000, 09:00	55.5
11AK	0.0432	30.8	01Jan2000, 05:03	13.1	11AK	0.0432	5.7	05Jan2000, 09:00	19.6
11B	0.0004	0.3	01Jan2000, 05:00	0.1	11B	0.0004	0.1	05Jan2000, 09:00	0.2
11C	0.0084	6.1	01Jan2000, 05:03	2.6	11C	0.0084	1.1	05Jan2000, 09:00	3.9
11D	0.0009	0.7	01Jan2000, 05:00	0.3	11D	0.0009	0.1	05Jan2000, 09:00	0.4
11E	0.0006	0.4	01Jan2000, 05:03	0.2	11E	0.0006	0.1	05Jan2000, 09:00	0.3
11F	0.0032	2.3	01Jan2000, 05:03	1	11F	0.0032	0.4	05Jan2000, 09:00	1.5

11G	0.0004	0.3	01Jan2000, 05:03	0.1	11G	0.0004	0.1	05Jan2000, 09:00	0.2
11H	0.0002	0.1	01Jan2000, 05:03	0.1	11H	0.0002	0	05Jan2000, 09:00	0.1
11I	0.0002	0.2	01Jan2000, 05:00	0.1	11I	0.0002	0	05Jan2000, 09:00	0.1
11J	0.0009	0.7	01Jan2000, 05:06	0.3	11J	0.0009	0.1	05Jan2000, 09:00	0.4
11K	0.0002	0.1	01Jan2000, 05:03	0.1	11K	0.0002	0	05Jan2000, 09:00	0.1
11L	0.0034	2.5	01Jan2000, 05:03	1.1	11L	0.0034	0.4	05Jan2000, 09:00	1.6
11M	0.0012	0.9	01Jan2000, 05:09	0.4	11M	0.0012	0.2	05Jan2000, 09:00	0.6
11N	0.0001	0.1	01Jan2000, 04:54	0	11N	0.0001	0	05Jan2000, 06:36	0.1
11O	0.0032	2.3	01Jan2000, 05:03	1	11O	0.0032	0.4	05Jan2000, 09:00	1.5
11P	0.0007	0.5	01Jan2000, 05:03	0.2	11P	0.0007	0.1	05Jan2000, 09:00	0.3
11Q	0.0029	2.2	01Jan2000, 05:03	1	11Q	0.0029	0.4	05Jan2000, 09:00	1.4
11R	0.0024	1.8	01Jan2000, 05:00	0.8	11R	0.0024	0.3	05Jan2000, 09:00	1.2
11S	0.005	3.6	01Jan2000, 05:06	1.6	11S	0.005	0.7	05Jan2000, 09:00	2.4
11T	0.0016	1.2	01Jan2000, 05:03	0.5	11T	0.0016	0.2	05Jan2000, 09:00	0.8
11U	0.0032	2.4	01Jan2000, 05:00	1.1	11U	0.0032	0.4	05Jan2000, 09:00	1.5
11V	0.001	0.8	01Jan2000, 05:00	0.3	11V	0.001	0.1	05Jan2000, 09:00	0.5
11W	0.0016	1.2	01Jan2000, 05:00	0.6	11W	0.0016	0.2	05Jan2000, 09:00	0.8
11X	0.001	0.7	01Jan2000, 05:03	0.3	11X	0.001	0.1	05Jan2000, 09:00	0.5
11Y	0.0003	0.2	01Jan2000, 05:00	0.1	11Y	0.0003	0	05Jan2000, 09:00	0.1
11Z	0.0041	3.1	01Jan2000, 05:03	1.4	11Z	0.0041	0.5	05Jan2000, 09:00	2
2A	0.0014	1	01Jan2000, 05:03	0.5	2A	0.0014	0.2	05Jan2000, 09:00	0.7
2B	0.0069	4.7	01Jan2000, 05:03	2	2B	0.0069	0.9	05Jan2000, 09:00	3
2C	0.0002	0.1	01Jan2000, 05:00	0.1	2C	0.0002	0	05Jan2000, 09:00	0.1
2D	0.0001	0.1	01Jan2000, 05:00	0	2D	0.0001	0	05Jan2000, 09:00	0
2E	0.0001	0.1	01Jan2000, 05:00	0	2E	0.0001	0	05Jan2000, 09:00	0
2F	0.0004	0.3	01Jan2000, 05:00	0.1	2F	0.0004	0.1	05Jan2000, 09:00	0.2
2G	0.0006	0.5	01Jan2000, 05:00	0.2	2G	0.0006	0.1	05Jan2000, 09:00	0.3
2H	0.0002	0.2	01Jan2000, 05:00	0.1	2H	0.0002	0	05Jan2000, 09:00	0.1
2I	0.0002	0.1	01Jan2000, 05:03	0.1	2I	0.0002	0	05Jan2000, 09:00	0.1
2J	0.0001	0.1	01Jan2000, 05:00	0	2J	0.0001	0	05Jan2000, 09:00	0
2k	0.0005	0.4	01Jan2000, 05:00	0.2	2k	0.0005	0.1	05Jan2000, 09:00	0.2
2L	0.0008	0.6	01Jan2000, 05:00	0.3	2L	0.0008	0.1	05Jan2000, 09:00	0.4
2M	0.00004	0	01Jan2000, 05:00	0	2M	0.00004	0	05Jan2000, 09:00	0
2N	0.0001	0.1	01Jan2000, 05:00	0	2N	0.0001	0	05Jan2000, 09:00	0
2O	0.0001	0.1	01Jan2000, 05:00	0	2O	0.0001	0	05Jan2000, 09:00	0
2P	0.0003	0.2	01Jan2000, 05:00	0.1	2P	0.0003	0	05Jan2000, 09:00	0.1
2Q	0.0002	0.2	01Jan2000, 05:00	0.1	2Q	0.0002	0	05Jan2000, 09:00	0.1
2R	0.00003	0	01Jan2000, 04:54	0	2R	0.00003	0	05Jan2000, 06:12	0
2S	0.0002	0.2	01Jan2000, 04:54	0.1	2S	0.0002	0	05Jan2000, 06:12	0.1
2T	0.0002	0.2	01Jan2000, 04:54	0.1	2T	0.0002	0	05Jan2000, 06:12	0.1
2U	0.0002	0.2	01Jan2000, 05:00	0.1	2U	0.0002	0	05Jan2000, 09:00	0.1
3A	0.0005	0.4	01Jan2000, 05:00	0.2	3A	0.0005	0.1	05Jan2000, 09:00	0.3
3B	0.0005	0.4	01Jan2000, 05:00	0.2	3B	0.0005	0.1	05Jan2000, 09:00	0.2
4A	0.0003	0.2	01Jan2000, 05:00	0.1	4A	0.0003	0	05Jan2000, 09:00	0.1
4B	0.0002	0.2	01Jan2000, 05:00	0.1	4B	0.0002	0	05Jan2000, 09:00	0.1
4C	0.0001	0.1	01Jan2000, 05:00	0	4C	0.0001	0	05Jan2000, 09:00	0
4D	0.0001	0.1	01Jan2000, 04:54	0	4D	0.0001	0	05Jan2000, 06:12	0.1
4E	0.0008	0.6	01Jan2000, 05:00	0.3	4E	0.0008	0.1	05Jan2000, 09:00	0.4
4F	0.0002	0.2	01Jan2000, 05:00	0.1	4F	0.0002	0	05Jan2000, 09:00	0.1

4G	0.0002	0.2	01Jan2000, 04:54	0.1	4G	0.0002	0	05Jan2000, 06:12	0.1
4H	0.0003	0.2	01Jan2000, 05:00	0.1	4H	0.0003	0	05Jan2000, 09:00	0.1
4I	0.0009	0.7	01Jan2000, 05:00	0.3	4I	0.0009	0.1	05Jan2000, 09:00	0.4
4J	0.0003	0.2	01Jan2000, 05:00	0.1	4J	0.0003	0	05Jan2000, 09:00	0.1
4K	0.0002	0.2	01Jan2000, 05:00	0.1	4K	0.0002	0	05Jan2000, 09:00	0.1
4L	0.0002	0.1	01Jan2000, 05:00	0.1	4L	0.0002	0	05Jan2000, 09:00	0.1
4M	0.0001	0.1	01Jan2000, 04:54	0	4M	0.0001	0	05Jan2000, 06:12	0.1
4N	0.0016	1.2	01Jan2000, 05:00	0.5	4N	0.0016	0.2	05Jan2000, 09:00	0.8
5A	0.0123	8.7	01Jan2000, 05:06	3.8	5A	0.0123	1.6	05Jan2000, 09:00	5.6
6A	0.0122	8.6	01Jan2000, 05:03	3.7	6A	0.0122	1.6	05Jan2000, 09:00	5.5
7A	0.0002	0.2	01Jan2000, 05:00	0.1	7A	0.0002	0	05Jan2000, 09:00	0.1
7B	0.0025	1.8	01Jan2000, 05:06	0.8	7B	0.0025	0.3	05Jan2000, 09:00	1.1
7C	0.0016	1.2	01Jan2000, 05:00	0.5	7C	0.0016	0.2	05Jan2000, 09:00	0.7
7D	0.001	0.7	01Jan2000, 05:03	0.3	7D	0.001	0.1	05Jan2000, 09:00	0.5
7E	0.0093	6.4	01Jan2000, 05:06	2.8	7E	0.0093	1.2	05Jan2000, 09:00	4.2
7F	0.00002	0	01Jan2000, 05:00	0	7F	0.00002	0	05Jan2000, 09:00	0
7G	0.00002	0	01Jan2000, 05:00	0	7G	0.00002	0	05Jan2000, 09:00	0
7H	0.00001	0	01Jan2000, 05:00	0	7H	0.00001	0	05Jan2000, 09:00	0
8A	0.0005	0.4	01Jan2000, 05:06	0.1	8A	0.0005	0.1	05Jan2000, 09:00	0.2
8B	0.0008	0.6	01Jan2000, 05:06	0.2	8B	0.0008	0.1	05Jan2000, 09:00	0.4
8C	0.0004	0.3	01Jan2000, 05:03	0.1	8C	0.0004	0.1	05Jan2000, 09:00	0.2
8D	0.0005	0.4	01Jan2000, 05:03	0.2	8D	0.0005	0.1	05Jan2000, 09:00	0.2
8E	0.0011	0.8	01Jan2000, 05:03	0.3	8E	0.0011	0.1	05Jan2000, 09:00	0.5
8F	0.0008	0.6	01Jan2000, 05:06	0.2	8F	0.0008	0.1	05Jan2000, 09:00	0.4
8G	0.0006	0.4	01Jan2000, 05:00	0.2	8G	0.0006	0.1	05Jan2000, 09:00	0.3
9A	0.002	1.5	01Jan2000, 05:03	0.7	9A	0.002	0.3	05Jan2000, 09:00	1
9B	0.0015	1.1	01Jan2000, 05:00	0.5	9B	0.0015	0.2	05Jan2000, 09:00	0.7
9C	0.0013	1	01Jan2000, 05:00	0.4	9C	0.0013	0.2	05Jan2000, 09:00	0.6
9D	0.0036	2.7	01Jan2000, 05:00	1.2	9D	0.0036	0.5	05Jan2000, 09:00	1.7
9E	0.0008	0.6	01Jan2000, 05:00	0.3	9E	0.0008	0.1	05Jan2000, 09:00	0.4
9F	0.0002	0.2	01Jan2000, 05:00	0.1	9F	0.0002	0	05Jan2000, 09:00	0.1

50YR18HR				
Hydrologic Element	Drainage Area (MI2)	Peak Discharge (CFS)	Time of Peak	Volume (AC-FT)
DEP 1C	0.0027	1.4	01Jan2000, 11:33	1
DEP 1E	0.0071	3.6	01Jan2000, 11:45	2.5
DEP 11O	0.0032	1.6	01Jan2000, 11:36	1.1
DEP 11Q	0.0029	1.5	01Jan2000, 11:36	1.1
DEP 11S	0.005	2.5	01Jan2000, 11:42	1.7
DEP 5A	0.0123	6.1	01Jan2000, 11:42	4.1
DEP 6A	0.0122	6.1	01Jan2000, 11:42	4
DEP 7E	0.0093	4.6	01Jan2000, 12:03	3
Junction ML1	0.0017	0.9	01Jan2000, 11:30	0.6
Junction ML2	0.0097	4.9	01Jan2000, 11:30	3.3
Junction ML3	0.0105	5.3	01Jan2000, 11:30	3.6
Junction ML4	0.0158	8	01Jan2000, 11:30	5.5
Junction ML5	0.2514	128	01Jan2000, 11:36	88.3
Junction ML6	0.2527	128.6	01Jan2000, 11:36	88.7
Junction ML7	0.2535	129.1	01Jan2000, 11:36	89
Junction ML8	0.25614	130.4	01Jan2000, 11:36	90
Junction Q4	0.00844	4.1	01Jan2000, 11:30	2.7
Junction 2C-6	0.0005	0.3	01Jan2000, 11:30	0.2
Junction 1A	0.016	8	01Jan2000, 11:39	5.5
Junction 1B	0.0015	0.8	01Jan2000, 11:33	0.5
Junction 1C	0.0042	2.1	01Jan2000, 11:33	1.5
Junction 1D	0.0043	2.2	01Jan2000, 11:33	1.5
Junction 1E	0.0114	5.8	01Jan2000, 11:39	4
Junction 1F	0.0005	0.3	01Jan2000, 11:30	0.2
Junction 1G	0.0003	0.2	01Jan2000, 11:30	0.1
Junction 1H	0.0002	0.1	01Jan2000, 11:30	0.1
Junction 10A	0.0014	0.7	01Jan2000, 11:48	0.5
Junction 10B	0.0015	0.8	01Jan2000, 11:48	0.5
Junction 10C	0.0019	1	01Jan2000, 11:51	0.7
Junction 11A	0.0013	0.7	01Jan2000, 11:39	0.4
Junction 11AA	0.0066	3.4	01Jan2000, 11:30	2.4
Junction 11AB	0.0002	0.1	01Jan2000, 11:33	0.1
Junction 11AC	0.001	0.5	01Jan2000, 12:12	0.3
Junction 11AD	0.0003	0.2	01Jan2000, 11:30	0.1
Junction 11AE	0.0003	0.2	01Jan2000, 11:30	0.1
Junction 11AF	0.0005	0.3	01Jan2000, 11:39	0.2
Junction 11AG	0.00004	0	01Jan2000, 11:24	0
Junction 11AH	0.00264	1.4	01Jan2000, 11:42	1
Junction 11AI	0.1962	100	01Jan2000, 11:36	68.9
Junction 11AJ	0.1578	80.4	01Jan2000, 11:39	55.6
Junction 11AK	0.0432	21.6	01Jan2000, 11:36	14.3
Junction 11B	0.0004	0.2	01Jan2000, 11:30	0.1
Junction 11C	0.0084	4.2	01Jan2000, 11:36	2.9
Junction 11D	0.0099	5	01Jan2000, 11:30	3.4
Junction 11E	0.0006	0.3	01Jan2000, 11:39	0.2

50YR24HR				
Hydrologic Element	Drainage Area (MI2)	Peak Discharge (CFS)	Time of Peak	Volume (AC-FT)
DEP 1C	0.0027	1.1	01Jan2000, 15:06	1
DEP 1E	0.0071	3	01Jan2000, 16:02	2.6
DEP 11O	0.0032	1.3	01Jan2000, 16:01	1.2
DEP 11Q	0.0029	1.2	01Jan2000, 16:00	1.1
DEP 11S	0.005	2.1	01Jan2000, 16:01	1.9
DEP 5A	0.0123	5.1	01Jan2000, 16:02	4.4
DEP 6A	0.0122	5.1	01Jan2000, 16:02	4.3
DEP 7E	0.0093	3.9	01Jan2000, 16:03	3.3
Junction ML1	0.0017	0.7	01Jan2000, 16:00	0.6
Junction ML2	0.0097	4.1	01Jan2000, 16:00	3.5
Junction ML3	0.0105	4.4	01Jan2000, 16:00	3.9
Junction ML4	0.0158	6.7	01Jan2000, 16:00	5.9
Junction ML5	0.2514	106.4	01Jan2000, 15:09	94.2
Junction ML6	0.2527	106.9	01Jan2000, 16:00	94.7
Junction ML7	0.2535	107.3	01Jan2000, 16:00	95
Junction ML8	0.25614	108.4	01Jan2000, 16:00	96.1
Junction Q4	0.00844	3.5	01Jan2000, 16:00	2.9
Junction 2C-6	0.0005	0.2	01Jan2000, 15:00	0.2
Junction 1A	0.016	6.7	01Jan2000, 16:00	5.8
Junction 1B	0.0015	0.6	01Jan2000, 15:06	0.6
Junction 1C	0.0042	1.8	01Jan2000, 15:06	1.6
Junction 1D	0.0043	1.8	01Jan2000, 15:06	1.6
Junction 1E	0.0114	4.8	01Jan2000, 16:00	4.3
Junction 1F	0.0005	0.2	01Jan2000, 15:00	0.2
Junction 1G	0.0003	0.1	01Jan2000, 15:00	0.1
Junction 1H	0.0002	0.1	01Jan2000, 15:00	0.1
Junction 10A	0.0014	0.6	01Jan2000, 16:03	0.5
Junction 10B	0.0015	0.6	01Jan2000, 16:00	0.6
Junction 10C	0.0019	0.8	01Jan2000, 16:00	0.7
Junction 11A	0.0013	0.5	01Jan2000, 16:02	0.5
Junction 11AA	0.0066	2.8	01Jan2000, 15:02	2.5
Junction 11AB	0.0002	0.1	01Jan2000, 15:05	0.1
Junction 11AC	0.001	0.4	01Jan2000, 16:09	0.3
Junction 11AD	0.0003	0.1	01Jan2000, 15:00	0.1
Junction 11AE	0.0003	0.1	01Jan2000, 15:00	0.1
Junction 11AF	0.0005	0.2	01Jan2000, 15:09	0.2
Junction 11AG	0.00004	0	01Jan2000, 14:05	0
Junction 11AH	0.00264	1.1	01Jan2000, 15:16	1
Junction 11AI	0.1962	83.1	01Jan2000, 15:09	73.6
Junction 11AJ	0.1578	66.9	01Jan2000, 15:11	59.3
Junction 11AK	0.0432	18	01Jan2000, 16:01	15.3
Junction 11B	0.0004	0.2	01Jan2000, 15:00	0.2
Junction 11C	0.0084	3.5	01Jan2000, 16:01	3.1
Junction 11D	0.0099	4.2	01Jan2000, 16:00	3.6
Junction 11E	0.0006	0.3	01Jan2000, 16:01	0.2

Junction 11F	0.0034	1.7	01Jan2000, 11:36	1.2
Junction 11G	0.0004	0.2	01Jan2000, 11:39	0.1
Junction 11H	0.0002	0.1	01Jan2000, 11:36	0.1
Junction 11I	0.0002	0.1	01Jan2000, 11:30	0.1
Junction 11J	0.0009	0.5	01Jan2000, 11:39	0.3
Junction 11K	0.0116	5.9	01Jan2000, 11:33	4
Junction 11L	0.0034	1.7	01Jan2000, 11:36	1.1
Junction 11M	0.0012	0.6	01Jan2000, 11:30	0.4
Junction 11N	0.0001	0.1	01Jan2000, 11:24	0
Junction 11O	0.0032	1.6	01Jan2000, 11:36	1.1
Junction 11P	0.0007	0.4	01Jan2000, 11:39	0.2
Junction 11Q	0.0029	1.5	01Jan2000, 11:36	1.1
Junction 11R	0.0024	1.2	01Jan2000, 11:30	0.9
Junction 11S	0.0082	4.1	01Jan2000, 11:39	2.8
Junction 11T	0.0098	4.9	01Jan2000, 11:39	3.4
Junction 11U	0.0032	1.6	01Jan2000, 11:30	1.1
Junction 11V	0.001	0.5	01Jan2000, 11:30	0.4
Junction 11W	0.0016	0.8	01Jan2000, 11:30	0.6
Junction 11X	0.001	0.5	01Jan2000, 11:33	0.3
Junction 11Y	0.0003	0.2	01Jan2000, 11:30	0.1
Junction 11Z	0.2003	102.1	01Jan2000, 11:36	70.4
Junction 11-C1	0.0105	5.3	01Jan2000, 11:33	3.6
Junction 11-C2	0.0013	0.7	01Jan2000, 11:30	0.5
Junction 11-C3	0.2032	103.6	01Jan2000, 11:36	71.5
Junction 11-C4	0.2148	109.4	01Jan2000, 11:36	75.5
Junction 11-C5	0.2224	113.3	01Jan2000, 11:36	78.1
Junction 2A	0.0014	0.7	01Jan2000, 11:36	0.5
Junction 2B	0.0069	3.4	01Jan2000, 11:36	2.2
Junction 2C	0.00714	3.5	01Jan2000, 11:36	2.2
Junction 2C-1	0.00734	3.6	01Jan2000, 11:36	2.3
Junction 2C-2	0.00754	3.7	01Jan2000, 11:36	2.4
Junction 2C-3	0.00794	3.9	01Jan2000, 11:30	2.5
Junction 2C-4	0.00927	4.6	01Jan2000, 11:30	3
Junction 2C-5	0.00977	4.8	01Jan2000, 11:30	3.2
Junction 2C-7	0.00997	4.9	01Jan2000, 11:30	3.3
Junction 2C-8	0.01047	5.2	01Jan2000, 11:30	3.5
Junction 2C-9	0.01287	6.4	01Jan2000, 11:30	4.3
Junction 2D	0.0001	0.1	01Jan2000, 11:30	0
Junction 2E	0.0001	0.1	01Jan2000, 11:30	0
Junction 2F	0.0004	0.2	01Jan2000, 11:30	0.1
Junction 2G	0.0006	0.3	01Jan2000, 11:30	0.2
Junction 2H	0.0002	0.1	01Jan2000, 11:30	0.1
Junction 2I	0.0002	0.1	01Jan2000, 11:33	0.1
Junction 2J	0.0001	0.1	01Jan2000, 11:30	0
Junction 2K	0.0005	0.3	01Jan2000, 11:30	0.2
Junction 2L	0.0022	1.1	01Jan2000, 11:33	0.8
Junction 2M	0.00004	0	01Jan2000, 11:30	0
Junction 2N	0.0001	0.1	01Jan2000, 11:30	0
Junction 2O	0.0001	0.1	01Jan2000, 11:30	0

Junction 11F	0.0034	1.4	01Jan2000, 16:00	1.2
Junction 11G	0.0004	0.2	01Jan2000, 16:01	0.1
Junction 11H	0.0002	0.1	01Jan2000, 15:07	0.1
Junction 11I	0.0002	0.1	01Jan2000, 15:00	0.1
Junction 11J	0.0009	0.4	01Jan2000, 15:13	0.3
Junction 11K	0.0116	4.9	01Jan2000, 16:00	4.3
Junction 11L	0.0034	1.4	01Jan2000, 16:01	1.2
Junction 11M	0.0012	0.5	01Jan2000, 15:00	0.5
Junction 11N	0.0001	0	01Jan2000, 14:15	0
Junction 11O	0.0032	1.3	01Jan2000, 16:01	1.2
Junction 11P	0.0007	0.3	01Jan2000, 15:12	0.3
Junction 11Q	0.0029	1.2	01Jan2000, 16:00	1.1
Junction 11R	0.0024	1	01Jan2000, 15:00	0.9
Junction 11S	0.0082	3.5	01Jan2000, 16:01	3
Junction 11T	0.0098	4.1	01Jan2000, 16:01	3.6
Junction 11U	0.0032	1.4	01Jan2000, 15:00	1.2
Junction 11V	0.001	0.4	01Jan2000, 15:02	0.4
Junction 11W	0.0016	0.7	01Jan2000, 15:00	0.6
Junction 11X	0.001	0.4	01Jan2000, 16:01	0.4
Junction 11Y	0.0003	0.1	01Jan2000, 15:00	0.1
Junction 11Z	0.2003	84.8	01Jan2000, 15:09	75.2
Junction 11-C1	0.0105	4.4	01Jan2000, 16:00	3.8
Junction 11-C2	0.0013	0.6	01Jan2000, 15:00	0.5
Junction 11-C3	0.2032	86.1	01Jan2000, 15:09	76.3
Junction 11-C4	0.2148	90.9	01Jan2000, 15:09	80.6
Junction 11-C5	0.2224	94.2	01Jan2000, 15:09	83.4
Junction 2A	0.0014	0.6	01Jan2000, 15:07	0.5
Junction 2B	0.0069	2.8	01Jan2000, 16:01	2.3
Junction 2C	0.00714	2.9	01Jan2000, 16:00	2.4
Junction 2C-1	0.00734	3	01Jan2000, 16:00	2.5
Junction 2C-2	0.00754	3.1	01Jan2000, 16:00	2.6
Junction 2C-3	0.00794	3.3	01Jan2000, 16:00	2.7
Junction 2C-4	0.00927	3.8	01Jan2000, 16:00	3.2
Junction 2C-5	0.00977	4	01Jan2000, 16:00	3.4
Junction 2C-7	0.00997	4.1	01Jan2000, 16:00	3.5
Junction 2C-8	0.01047	4.3	01Jan2000, 16:00	3.7
Junction 2C-9	0.01287	5.4	01Jan2000, 16:00	4.6
Junction 2D	0.0001	0	01Jan2000, 15:00	0
Junction 2E	0.0001	0	01Jan2000, 15:00	0
Junction 2F	0.0004	0.2	01Jan2000, 15:00	0.2
Junction 2G	0.0006	0.3	01Jan2000, 15:00	0.2
Junction 2H	0.0002	0.1	01Jan2000, 15:00	0.1
Junction 2I	0.0002	0.1	01Jan2000, 15:06	0.1
Junction 2J	0.0001	0	01Jan2000, 15:00	0
Junction 2K	0.0005	0.2	01Jan2000, 15:01	0.2
Junction 2L	0.0022	0.9	01Jan2000, 15:05	0.8
Junction 2M	0.00004	0	01Jan2000, 15:00	0
Junction 2N	0.0001	0	01Jan2000, 15:00	0
Junction 2O	0.0001	0	01Jan2000, 15:00	0

Junction 2P	0.00824	4	01Jan2000, 11:30	2.6
Junction 2Q	0.0002	0.1	01Jan2000, 11:30	0.1
Junction 2R	0.00907	4.5	01Jan2000, 11:30	2.9
Junction 2S	0.0002	0.1	01Jan2000, 11:24	0.1
Junction 2T	0.0002	0.1	01Jan2000, 11:24	0.1
Junction 2U	0.0002	0.1	01Jan2000, 11:30	0.1
Junction 4A	0.0003	0.2	01Jan2000, 11:30	0.1
Junction 4B	0.0002	0.1	01Jan2000, 11:30	0.1
Junction 4C	0.0001	0.1	01Jan2000, 11:30	0
Junction 4C-1	0.0055	2.8	01Jan2000, 11:30	2
Junction 4C-10	0.0026	1.3	01Jan2000, 11:30	0.9
Junction 4C-11	0.0024	1.2	01Jan2000, 11:30	0.8
Junction 4C-2	0.0053	2.7	01Jan2000, 11:30	1.9
Junction 4C-3	0.0051	2.6	01Jan2000, 11:30	1.8
Junction 4C-4	0.0048	2.5	01Jan2000, 11:30	1.7
Junction 4C-5	0.0039	2	01Jan2000, 11:30	1.4
Junction 4C-6	0.0036	1.8	01Jan2000, 11:30	1.3
Junction 4C-7	0.0033	1.7	01Jan2000, 11:30	1.2
Junction 4C-8	0.0031	1.6	01Jan2000, 11:30	1.1
Junction 4C-9	0.0029	1.5	01Jan2000, 11:30	1
Junction 4D	0.0001	0.1	01Jan2000, 11:24	0
Junction 4E	0.0008	0.4	01Jan2000, 11:33	0.3
Junction 4F	0.0002	0.1	01Jan2000, 11:30	0.1
Junction 4G	0.0002	0.1	01Jan2000, 11:24	0.1
Junction 4H	0.0003	0.2	01Jan2000, 11:30	0.1
Junction 4I	0.0009	0.5	01Jan2000, 11:30	0.3
Junction 4J	0.0003	0.2	01Jan2000, 11:30	0.1
Junction 4K	0.0002	0.1	01Jan2000, 11:30	0.1
Junction 4L	0.0002	0.1	01Jan2000, 11:30	0.1
Junction 4M	0.0001	0.1	01Jan2000, 11:24	0
Junction 4N	0.0016	0.8	01Jan2000, 11:30	0.6
Junction 5A	0.0123	6.1	01Jan2000, 11:42	4.1
Junction 6A	0.0122	6.1	01Jan2000, 11:42	4
Junction 7A	0.0027	1.3	01Jan2000, 11:42	0.9
Junction 7B	0.0025	1.2	01Jan2000, 11:42	0.8
Junction 7C	0.0053	2.6	01Jan2000, 11:33	1.8
Junction 7D	0.001	0.5	01Jan2000, 11:33	0.3
Junction 7E	0.01465	7.2	01Jan2000, 11:42	4.8
Junction 7F	0.00005	0	01Jan2000, 11:30	0
Junction 7G	0.00002	0	01Jan2000, 11:30	0
Junction 7H	0.00003	0	01Jan2000, 11:30	0
Junction 8A	0.0005	0.2	01Jan2000, 11:36	0.2
Junction 8B	0.0013	0.6	01Jan2000, 11:36	0.4
Junction 8C	0.0017	0.8	01Jan2000, 11:36	0.6
Junction 8D	0.0022	1.1	01Jan2000, 11:36	0.7
Junction 8E	0.0033	1.6	01Jan2000, 11:36	1.1
Junction 8F	0.0041	2	01Jan2000, 11:36	1.4
Junction 8G	0.0006	0.3	01Jan2000, 11:30	0.2
Junction 9A	0.002	1	01Jan2000, 11:36	0.7

Junction 2P	0.00824	3.4	01Jan2000, 16:00	2.8
Junction 2Q	0.0002	0.1	01Jan2000, 15:00	0.1
Junction 2R	0.00907	3.7	01Jan2000, 16:00	3.2
Junction 2S	0.0002	0.1	01Jan2000, 14:05	0.1
Junction 2T	0.0002	0.1	01Jan2000, 14:08	0.1
Junction 2U	0.0002	0.1	01Jan2000, 15:00	0.1
Junction 4A	0.0003	0.1	01Jan2000, 15:00	0.1
Junction 4B	0.0002	0.1	01Jan2000, 15:00	0.1
Junction 4C	0.0001	0	01Jan2000, 15:00	0
Junction 4C-1	0.0055	2.3	01Jan2000, 15:00	2.1
Junction 4C-10	0.0026	1.1	01Jan2000, 15:00	1
Junction 4C-11	0.0024	1	01Jan2000, 15:00	0.9
Junction 4C-2	0.0053	2.3	01Jan2000, 15:00	2
Junction 4C-3	0.0051	2.2	01Jan2000, 15:00	1.9
Junction 4C-4	0.0048	2	01Jan2000, 15:00	1.8
Junction 4C-5	0.0039	1.7	01Jan2000, 15:00	1.5
Junction 4C-6	0.0036	1.5	01Jan2000, 15:00	1.4
Junction 4C-7	0.0033	1.4	01Jan2000, 15:00	1.2
Junction 4C-8	0.0031	1.3	01Jan2000, 15:00	1.2
Junction 4C-9	0.0029	1.2	01Jan2000, 15:00	1.1
Junction 4D	0.0001	0	01Jan2000, 14:05	0
Junction 4E	0.0008	0.3	01Jan2000, 15:02	0.3
Junction 4F	0.0002	0.1	01Jan2000, 15:00	0.1
Junction 4G	0.0002	0.1	01Jan2000, 14:05	0.1
Junction 4H	0.0003	0.1	01Jan2000, 15:00	0.1
Junction 4I	0.0009	0.4	01Jan2000, 15:00	0.4
Junction 4J	0.0003	0.1	01Jan2000, 15:00	0.1
Junction 4K	0.0002	0.1	01Jan2000, 15:00	0.1
Junction 4L	0.0002	0.1	01Jan2000, 15:00	0.1
Junction 4M	0.0001	0	01Jan2000, 14:05	0
Junction 4N	0.0016	0.7	01Jan2000, 15:00	0.6
Junction 5A	0.0123	5.1	01Jan2000, 16:02	4.4
Junction 6A	0.0122	5.1	01Jan2000, 16:02	4.3
Junction 7A	0.0027	1.1	01Jan2000, 16:00	1
Junction 7B	0.0025	1	01Jan2000, 16:02	0.9
Junction 7C	0.0053	2.2	01Jan2000, 16:00	1.9
Junction 7D	0.001	0.4	01Jan2000, 16:01	0.4
Junction 7E	0.01465	6.1	01Jan2000, 16:00	5.2
Junction 7F	0.00005	0	01Jan2000, 15:00	0
Junction 7G	0.00002	0	01Jan2000, 15:00	0
Junction 7H	0.00003	0	01Jan2000, 15:00	0
Junction 8A	0.0005	0.2	01Jan2000, 16:01	0.2
Junction 8B	0.0013	0.5	01Jan2000, 16:01	0.5
Junction 8C	0.0017	0.7	01Jan2000, 16:01	0.6
Junction 8D	0.0022	0.9	01Jan2000, 16:01	0.8
Junction 8E	0.0033	1.4	01Jan2000, 16:01	1.2
Junction 8F	0.0041	1.7	01Jan2000, 16:01	1.5
Junction 8G	0.0006	0.3	01Jan2000, 15:00	0.2
Junction 9A	0.002	0.9	01Jan2000, 15:08	0.8

Junction 9A-9C	0.0043	2.2	01Jan2000, 11:33	1.5	Junction 9A-9C	0.0043	1.8	01Jan2000, 15:02	1.6
Junction 9B	0.0015	0.8	01Jan2000, 11:30	0.5	Junction 9B	0.0015	0.6	01Jan2000, 16:00	0.5
Junction 9B-9D	0.0094	4.8	01Jan2000, 11:30	3.3	Junction 9B-9D	0.0094	4	01Jan2000, 15:00	3.6
Junction 9C	0.0033	1.7	01Jan2000, 11:33	1.2	Junction 9C	0.0033	1.4	01Jan2000, 15:05	1.3
Junction 9D	0.0036	1.9	01Jan2000, 11:30	1.3	Junction 9D	0.0036	1.5	01Jan2000, 15:00	1.4
Junction 9E	0.001	0.5	01Jan2000, 11:30	0.3	Junction 9E	0.001	0.4	01Jan2000, 15:01	0.4
Junction 9E-9C	0.0043	2.2	01Jan2000, 11:33	1.5	Junction 9E-9C	0.0043	1.8	01Jan2000, 15:02	1.6
Junction 9F	0.0002	0.1	01Jan2000, 11:30	0.1	Junction 9F	0.0002	0.1	01Jan2000, 15:00	0.1
Outlet 1	0.016	8	01Jan2000, 11:36	5.5	Outlet 1	0.016	6.7	01Jan2000, 15:59	5.8
OUTLET 10	0.0019	1	01Jan2000, 11:48	0.7	OUTLET 10	0.0019	0.8	01Jan2000, 15:59	0.7
OUTLET 11	0.25614	130.4	01Jan2000, 11:33	90	OUTLET 11	0.25614	108.4	01Jan2000, 15:59	96.1
OUTLET 2	0.01287	6.4	01Jan2000, 11:27	4.3	OUTLET 2	0.01287	5.4	01Jan2000, 15:59	4.6
OUTLET 3A	0.0005	0.3	01Jan2000, 11:27	0.2	OUTLET 3A	0.0005	0.2	01Jan2000, 14:59	0.2
OUTLET 3B	0.0005	0.3	01Jan2000, 11:27	0.2	OUTLET 3B	0.0005	0.2	01Jan2000, 14:59	0.2
OUTLET 4	0.0055	2.8	01Jan2000, 11:27	2	OUTLET 4	0.0055	2.3	01Jan2000, 14:59	2.1
OUTLET 5	0.0123	6.1	01Jan2000, 11:39	4.1	OUTLET 5	0.0123	5.1	01Jan2000, 16:01	4.4
OUTLET 6	0.0122	6.1	01Jan2000, 11:39	4	OUTLET 6	0.0122	5.1	01Jan2000, 16:01	4.3
OUTLET 7	0.01465	7.2	01Jan2000, 11:39	4.8	OUTLET 7	0.01465	6.1	01Jan2000, 15:59	5.2
OUTLET 8A	0.0041	2	01Jan2000, 11:33	1.4	OUTLET 8A	0.0041	1.7	01Jan2000, 16:00	1.5
OUTLET 8B	0.0006	0.3	01Jan2000, 11:27	0.2	OUTLET 8B	0.0006	0.3	01Jan2000, 14:59	0.2
OUTLET 9	0.0094	4.8	01Jan2000, 11:27	3.3	OUTLET 9	0.0094	4	01Jan2000, 14:59	3.6
1A	0.0041	2	01Jan2000, 11:42	1.3	1A	0.0041	1.7	01Jan2000, 16:02	1.4
1B	0.0015	0.8	01Jan2000, 11:33	0.5	1B	0.0015	0.6	01Jan2000, 15:06	0.6
1C	0.0027	1.4	01Jan2000, 11:33	1	1C	0.0027	1.1	01Jan2000, 15:04	1
1D	0.0001	0	01Jan2000, 12:00	0	1D	0.0001	0	01Jan2000, 16:00	0
1E	0.0071	3.6	01Jan2000, 11:33	2.5	1E	0.0071	3	01Jan2000, 16:00	2.6
1F	0.0002	0.1	01Jan2000, 11:30	0.1	1F	0.0002	0.1	01Jan2000, 15:00	0.1
1G	0.0001	0.1	01Jan2000, 11:30	0	1G	0.0001	0	01Jan2000, 15:00	0
1H	0.0002	0.1	01Jan2000, 11:30	0.1	1H	0.0002	0.1	01Jan2000, 15:00	0.1
10A	0.0014	0.7	01Jan2000, 11:48	0.5	10A	0.0014	0.6	01Jan2000, 16:03	0.5
10B	0.0001	0.1	01Jan2000, 11:24	0	10B	0.0001	0	01Jan2000, 14:05	0
10C	0.0004	0.2	01Jan2000, 11:30	0.1	10C	0.0004	0.2	01Jan2000, 15:00	0.1
11A	0.0013	0.7	01Jan2000, 11:39	0.4	11A	0.0013	0.5	01Jan2000, 16:02	0.5
11AA	0.0066	3.4	01Jan2000, 11:30	2.4	11AA	0.0066	2.8	01Jan2000, 15:02	2.5
11AB	0.0002	0.1	01Jan2000, 11:33	0.1	11AB	0.0002	0.1	01Jan2000, 15:05	0.1
11AC	0.001	0.5	01Jan2000, 12:12	0.3	11AC	0.001	0.4	01Jan2000, 16:09	0.3
11AD	0.0003	0.2	01Jan2000, 11:30	0.1	11AD	0.0003	0.1	01Jan2000, 15:00	0.1
11AE	0.0003	0.2	01Jan2000, 11:30	0.1	11AE	0.0003	0.1	01Jan2000, 15:00	0.1
11AF	0.0005	0.3	01Jan2000, 11:39	0.2	11AF	0.0005	0.2	01Jan2000, 15:09	0.2
11AG	0.00004	0	01Jan2000, 11:24	0	11AG	0.00004	0	01Jan2000, 14:05	0
11AH	0.0026	1.3	01Jan2000, 11:42	1	11AH	0.0026	1.1	01Jan2000, 15:16	1
11AI	0.0384	19.5	01Jan2000, 11:33	13.3	11AI	0.0384	16.2	01Jan2000, 15:05	14.2
11AJ	0.1146	58.9	01Jan2000, 11:39	41.3	11AJ	0.1146	48.9	01Jan2000, 15:11	44
11AK	0.0432	21.6	01Jan2000, 11:36	14.3	11AK	0.0432	18	01Jan2000, 16:01	15.3
11B	0.0004	0.2	01Jan2000, 11:30	0.1	11B	0.0004	0.2	01Jan2000, 15:00	0.2
11C	0.0084	4.2	01Jan2000, 11:36	2.9	11C	0.0084	3.5	01Jan2000, 16:01	3.1
11D	0.0009	0.5	01Jan2000, 11:30	0.3	11D	0.0009	0.4	01Jan2000, 15:00	0.3
11E	0.0006	0.3	01Jan2000, 11:39	0.2	11E	0.0006	0.3	01Jan2000, 16:01	0.2
11F	0.0032	1.6	01Jan2000, 11:36	1.1	11F	0.0032	1.3	01Jan2000, 16:01	1.2

11G	0.0004	0.2	01Jan2000, 11:39	0.1	11G	0.0004	0.2	01Jan2000, 16:01	0.1
11H	0.0002	0.1	01Jan2000, 11:36	0.1	11H	0.0002	0.1	01Jan2000, 15:07	0.1
11I	0.0002	0.1	01Jan2000, 11:30	0.1	11I	0.0002	0.1	01Jan2000, 15:00	0.1
11J	0.0009	0.5	01Jan2000, 11:39	0.3	11J	0.0009	0.4	01Jan2000, 15:13	0.3
11K	0.0002	0.1	01Jan2000, 11:36	0.1	11K	0.0002	0.1	01Jan2000, 15:09	0.1
11L	0.0034	1.7	01Jan2000, 11:36	1.1	11L	0.0034	1.4	01Jan2000, 16:01	1.2
11M	0.0012	0.6	01Jan2000, 11:30	0.4	11M	0.0012	0.5	01Jan2000, 15:00	0.5
11N	0.0001	0.1	01Jan2000, 11:24	0	11N	0.0001	0	01Jan2000, 14:15	0
11O	0.0032	1.6	01Jan2000, 11:36	1.1	11O	0.0032	1.3	01Jan2000, 16:01	1.2
11P	0.0007	0.4	01Jan2000, 11:39	0.2	11P	0.0007	0.3	01Jan2000, 15:12	0.3
11Q	0.0029	1.5	01Jan2000, 11:36	1.1	11Q	0.0029	1.2	01Jan2000, 16:00	1.1
11R	0.0024	1.2	01Jan2000, 11:30	0.9	11R	0.0024	1	01Jan2000, 15:00	0.9
11S	0.005	2.5	01Jan2000, 11:42	1.7	11S	0.005	2.1	01Jan2000, 16:01	1.9
11T	0.0016	0.8	01Jan2000, 11:39	0.6	11T	0.0016	0.7	01Jan2000, 16:01	0.6
11U	0.0032	1.6	01Jan2000, 11:30	1.1	11U	0.0032	1.4	01Jan2000, 15:00	1.2
11V	0.001	0.5	01Jan2000, 11:30	0.4	11V	0.001	0.4	01Jan2000, 15:02	0.4
11W	0.0016	0.8	01Jan2000, 11:30	0.6	11W	0.0016	0.7	01Jan2000, 15:00	0.6
11X	0.001	0.5	01Jan2000, 11:33	0.3	11X	0.001	0.4	01Jan2000, 16:01	0.4
11Y	0.0003	0.2	01Jan2000, 11:30	0.1	11Y	0.0003	0.1	01Jan2000, 15:00	0.1
11Z	0.0041	2.1	01Jan2000, 11:36	1.5	11Z	0.0041	1.8	01Jan2000, 15:05	1.6
2A	0.0014	0.7	01Jan2000, 11:36	0.5	2A	0.0014	0.6	01Jan2000, 15:07	0.5
2B	0.0069	3.4	01Jan2000, 11:36	2.2	2B	0.0069	2.8	01Jan2000, 16:01	2.3
2C	0.0002	0.1	01Jan2000, 11:33	0.1	2C	0.0002	0.1	01Jan2000, 16:00	0.1
2D	0.0001	0.1	01Jan2000, 11:30	0	2D	0.0001	0	01Jan2000, 15:00	0
2E	0.0001	0.1	01Jan2000, 11:30	0	2E	0.0001	0	01Jan2000, 15:00	0
2F	0.0004	0.2	01Jan2000, 11:30	0.1	2F	0.0004	0.2	01Jan2000, 15:00	0.2
2G	0.0006	0.3	01Jan2000, 11:30	0.2	2G	0.0006	0.3	01Jan2000, 15:00	0.2
2H	0.0002	0.1	01Jan2000, 11:30	0.1	2H	0.0002	0.1	01Jan2000, 15:00	0.1
2I	0.0002	0.1	01Jan2000, 11:33	0.1	2I	0.0002	0.1	01Jan2000, 15:06	0.1
2J	0.0001	0.1	01Jan2000, 11:30	0	2J	0.0001	0	01Jan2000, 15:00	0
2k	0.0005	0.3	01Jan2000, 11:30	0.2	2k	0.0005	0.2	01Jan2000, 15:01	0.2
2L	0.0008	0.4	01Jan2000, 11:33	0.3	2L	0.0008	0.3	01Jan2000, 15:03	0.3
2M	0.00004	0	01Jan2000, 11:30	0	2M	0.00004	0	01Jan2000, 15:00	0
2N	0.0001	0.1	01Jan2000, 11:30	0	2N	0.0001	0	01Jan2000, 15:00	0
2O	0.0001	0.1	01Jan2000, 11:30	0	2O	0.0001	0	01Jan2000, 15:00	0
2P	0.0003	0.2	01Jan2000, 11:30	0.1	2P	0.0003	0.1	01Jan2000, 15:00	0.1
2Q	0.0002	0.1	01Jan2000, 11:30	0.1	2Q	0.0002	0.1	01Jan2000, 15:00	0.1
2R	0.00003	0	01Jan2000, 11:24	0	2R	0.00003	0	01Jan2000, 14:05	0
2S	0.0002	0.1	01Jan2000, 11:24	0.1	2S	0.0002	0.1	01Jan2000, 14:05	0.1
2T	0.0002	0.1	01Jan2000, 11:24	0.1	2T	0.0002	0.1	01Jan2000, 14:08	0.1
2U	0.0002	0.1	01Jan2000, 11:30	0.1	2U	0.0002	0.1	01Jan2000, 15:00	0.1
3A	0.0005	0.3	01Jan2000, 11:30	0.2	3A	0.0005	0.2	01Jan2000, 15:00	0.2
3B	0.0005	0.3	01Jan2000, 11:30	0.2	3B	0.0005	0.2	01Jan2000, 15:00	0.2
4A	0.0003	0.2	01Jan2000, 11:30	0.1	4A	0.0003	0.1	01Jan2000, 15:00	0.1
4B	0.0002	0.1	01Jan2000, 11:30	0.1	4B	0.0002	0.1	01Jan2000, 15:00	0.1
4C	0.0001	0.1	01Jan2000, 11:30	0	4C	0.0001	0	01Jan2000, 15:00	0
4D	0.0001	0.1	01Jan2000, 11:24	0	4D	0.0001	0	01Jan2000, 14:05	0
4E	0.0008	0.4	01Jan2000, 11:33	0.3	4E	0.0008	0.3	01Jan2000, 15:02	0.3
4F	0.0002	0.1	01Jan2000, 11:30	0.1	4F	0.0002	0.1	01Jan2000, 15:00	0.1

4G	0.0002	0.1	01Jan2000, 11:24	0.1	4G	0.0002	0.1	01Jan2000, 14:05	0.1
4H	0.0003	0.2	01Jan2000, 11:30	0.1	4H	0.0003	0.1	01Jan2000, 15:00	0.1
4I	0.0009	0.5	01Jan2000, 11:30	0.3	4I	0.0009	0.4	01Jan2000, 15:00	0.4
4J	0.0003	0.2	01Jan2000, 11:30	0.1	4J	0.0003	0.1	01Jan2000, 15:00	0.1
4K	0.0002	0.1	01Jan2000, 11:30	0.1	4K	0.0002	0.1	01Jan2000, 15:00	0.1
4L	0.0002	0.1	01Jan2000, 11:30	0.1	4L	0.0002	0.1	01Jan2000, 15:00	0.1
4M	0.0001	0.1	01Jan2000, 11:24	0	4M	0.0001	0	01Jan2000, 14:05	0
4N	0.0016	0.8	01Jan2000, 11:30	0.6	4N	0.0016	0.7	01Jan2000, 15:00	0.6
5A	0.0123	6.1	01Jan2000, 11:39	4.1	5A	0.0123	5.1	01Jan2000, 16:01	4.4
6A	0.0122	6.1	01Jan2000, 11:39	4	6A	0.0122	5.1	01Jan2000, 16:01	4.3
7A	0.0002	0.1	01Jan2000, 11:30	0.1	7A	0.0002	0.1	01Jan2000, 15:00	0.1
7B	0.0025	1.2	01Jan2000, 11:42	0.8	7B	0.0025	1	01Jan2000, 16:02	0.9
7C	0.0016	0.8	01Jan2000, 11:30	0.5	7C	0.0016	0.7	01Jan2000, 16:00	0.6
7D	0.001	0.5	01Jan2000, 11:33	0.3	7D	0.001	0.4	01Jan2000, 16:01	0.4
7E	0.0093	4.6	01Jan2000, 12:00	3	7E	0.0093	3.9	01Jan2000, 16:02	3.3
7F	0.00002	0	01Jan2000, 11:30	0	7F	0.00002	0	01Jan2000, 15:00	0
7G	0.00002	0	01Jan2000, 11:30	0	7G	0.00002	0	01Jan2000, 15:00	0
7H	0.00001	0	01Jan2000, 11:30	0	7H	0.00001	0	01Jan2000, 15:00	0
8A	0.0005	0.2	01Jan2000, 11:36	0.2	8A	0.0005	0.2	01Jan2000, 16:01	0.2
8B	0.0008	0.4	01Jan2000, 11:36	0.3	8B	0.0008	0.3	01Jan2000, 16:01	0.3
8C	0.0004	0.2	01Jan2000, 11:36	0.1	8C	0.0004	0.2	01Jan2000, 16:01	0.1
8D	0.0005	0.2	01Jan2000, 11:36	0.2	8D	0.0005	0.2	01Jan2000, 16:01	0.2
8E	0.0011	0.6	01Jan2000, 11:36	0.4	8E	0.0011	0.5	01Jan2000, 16:01	0.4
8F	0.0008	0.4	01Jan2000, 11:39	0.3	8F	0.0008	0.3	01Jan2000, 16:02	0.3
8G	0.0006	0.3	01Jan2000, 11:30	0.2	8G	0.0006	0.3	01Jan2000, 15:00	0.2
9A	0.002	1	01Jan2000, 11:36	0.7	9A	0.002	0.9	01Jan2000, 15:08	0.8
9B	0.0015	0.8	01Jan2000, 11:30	0.5	9B	0.0015	0.6	01Jan2000, 16:00	0.5
9C	0.0013	0.7	01Jan2000, 11:33	0.5	9C	0.0013	0.6	01Jan2000, 15:02	0.5
9D	0.0036	1.9	01Jan2000, 11:30	1.3	9D	0.0036	1.5	01Jan2000, 15:00	1.4
9E	0.0008	0.4	01Jan2000, 11:33	0.3	9E	0.0008	0.3	01Jan2000, 16:00	0.3
9F	0.0002	0.1	01Jan2000, 11:30	0.1	9F	0.0002	0.1	01Jan2000, 15:00	0.1

50YR240HR				
Hydrologic Element	Drainage Area (MI2)	Peak Discharge (CFS)	Time of Peak	Volume (AC-FT)
DEP 1C	0.0027	0.2	09Jan2000, 12:00	1.6
DEP 1E	0.0071	0.6	09Jan2000, 12:00	4.1
DEP 11O	0.0032	0.2	09Jan2000, 12:00	1.8
DEP 11Q	0.0029	0.2	09Jan2000, 12:00	1.7
DEP 11S	0.005	0.4	09Jan2000, 12:00	2.9
DEP 5A	0.0123	1	09Jan2000, 12:00	6.9
DEP 6A	0.0122	0.9	09Jan2000, 12:00	6.7
DEP 7E	0.0093	0.7	09Jan2000, 12:00	5.1
Junction ML1	0.0017	0.1	09Jan2000, 12:00	1
Junction ML2	0.0097	0.8	09Jan2000, 12:00	5.5
Junction ML3	0.0105	0.8	09Jan2000, 12:00	5.9
Junction ML4	0.0158	1.2	09Jan2000, 12:00	9.1
Junction ML5	0.2514	19.7	09Jan2000, 12:00	144.4
Junction ML6	0.2527	19.8	09Jan2000, 12:00	145.1
Junction ML7	0.2535	19.8	09Jan2000, 12:00	145.6
Junction ML8	0.25614	20	09Jan2000, 12:00	147.2
Junction Q4	0.00844	0.7	09Jan2000, 12:00	4.6
Junction 2C-6	0.0005	0	09Jan2000, 12:00	0.3
Junction 1A	0.016	1.2	09Jan2000, 12:00	9
Junction 1B	0.0015	0.1	09Jan2000, 12:00	0.9
Junction 1C	0.0042	0.3	09Jan2000, 12:00	2.4
Junction 1D	0.0043	0.3	09Jan2000, 12:00	2.5
Junction 1E	0.0114	0.9	09Jan2000, 12:00	6.5
Junction 1F	0.0005	0	09Jan2000, 12:00	0.3
Junction 1G	0.0003	0	09Jan2000, 12:00	0.2
Junction 1H	0.0002	0	09Jan2000, 12:00	0.1
Junction 10A	0.0014	0.1	09Jan2000, 12:00	0.8
Junction 10B	0.0015	0.1	09Jan2000, 12:00	0.9
Junction 10C	0.0019	0.1	09Jan2000, 12:00	1.1
Junction 11A	0.0013	0.1	09Jan2000, 12:00	0.7
Junction 11AA	0.0066	0.5	09Jan2000, 12:00	3.8
Junction 11AB	0.0002	0	09Jan2000, 12:00	0.1
Junction 11AC	0.001	0.1	09Jan2000, 12:00	0.5
Junction 11AD	0.0003	0	09Jan2000, 12:00	0.2
Junction 11AE	0.0003	0	09Jan2000, 12:00	0.2
Junction 11AF	0.0005	0	09Jan2000, 12:00	0.3
Junction 11AG	0.00004	0	09Jan2000, 00:36	0
Junction 11AH	0.00264	0.2	09Jan2000, 12:00	1.6
Junction 11AI	0.1962	15.3	09Jan2000, 12:00	112.7
Junction 11AJ	0.1578	12.3	09Jan2000, 12:00	90.8
Junction 11AK	0.0432	3.4	09Jan2000, 12:00	23.9
Junction 11B	0.0004	0	09Jan2000, 12:00	0.2
Junction 11C	0.0084	0.7	09Jan2000, 12:00	4.7
Junction 11D	0.0099	0.8	09Jan2000, 12:00	5.6
Junction 11E	0.0006	0	09Jan2000, 12:00	0.3

50YR48HR				
Hydrologic Element	Drainage Area (MI2)	Peak Discharge (CFS)	Time of Peak	Volume (AC-FT)
DEP 1C	0.0027	0.9	02Jan2000, 18:00	1.1
DEP 1E	0.0071	2.5	02Jan2000, 18:03	2.9
DEP 11O	0.0032	1.1	02Jan2000, 18:00	1.3
DEP 11Q	0.0029	1	02Jan2000, 18:00	1.2
DEP 11S	0.005	1.7	02Jan2000, 18:00	2
DEP 5A	0.0123	4.2	02Jan2000, 18:03	4.8
DEP 6A	0.0122	4.2	02Jan2000, 18:00	4.7
DEP 7E	0.0093	3.2	02Jan2000, 18:03	3.6
Junction ML1	0.0017	0.6	02Jan2000, 18:00	0.7
Junction ML2	0.0097	3.4	02Jan2000, 18:00	3.9
Junction ML3	0.0105	3.7	02Jan2000, 18:00	4.2
Junction ML4	0.0158	5.5	02Jan2000, 18:00	6.4
Junction ML5	0.2514	87.9	02Jan2000, 18:00	102.6
Junction ML6	0.2527	88.3	02Jan2000, 18:00	103.1
Junction ML7	0.2535	88.6	02Jan2000, 18:00	103.5
Junction ML8	0.25614	89.5	02Jan2000, 18:00	104.6
Junction Q4	0.00844	2.9	02Jan2000, 18:00	3.2
Junction 2C-6	0.0005	0.2	02Jan2000, 18:00	0.2
Junction 1A	0.016	5.5	02Jan2000, 18:00	6.4
Junction 1B	0.0015	0.5	02Jan2000, 18:00	0.6
Junction 1C	0.0042	1.5	02Jan2000, 18:00	1.7
Junction 1D	0.0043	1.5	02Jan2000, 18:00	1.8
Junction 1E	0.0114	4	02Jan2000, 18:00	4.6
Junction 1F	0.0005	0.2	02Jan2000, 18:00	0.2
Junction 1G	0.0003	0.1	02Jan2000, 18:00	0.1
Junction 1H	0.0002	0.1	02Jan2000, 18:00	0.1
Junction 10A	0.0014	0.5	02Jan2000, 18:03	0.6
Junction 10B	0.0015	0.5	02Jan2000, 18:00	0.6
Junction 10C	0.0019	0.7	02Jan2000, 18:00	0.8
Junction 11A	0.0013	0.5	02Jan2000, 18:00	0.5
Junction 11AA	0.0066	2.3	02Jan2000, 18:00	2.7
Junction 11AB	0.0002	0.1	02Jan2000, 18:00	0.1
Junction 11AC	0.001	0.3	02Jan2000, 18:09	0.4
Junction 11AD	0.0003	0.1	02Jan2000, 18:00	0.1
Junction 11AE	0.0003	0.1	02Jan2000, 18:00	0.1
Junction 11AF	0.0005	0.2	02Jan2000, 18:00	0.2
Junction 11AG	0.00004	0	02Jan2000, 17:12	0
Junction 11AH	0.00264	0.9	02Jan2000, 18:00	1.1
Junction 11AI	0.1962	68.6	02Jan2000, 18:00	80.1
Junction 11AJ	0.1578	55.1	02Jan2000, 18:00	64.6
Junction 11AK	0.0432	15	02Jan2000, 18:00	16.8
Junction 11B	0.0004	0.1	02Jan2000, 18:00	0.2
Junction 11C	0.0084	2.9	02Jan2000, 18:00	3.4
Junction 11D	0.0099	3.5	02Jan2000, 18:00	4
Junction 11E	0.0006	0.2	02Jan2000, 18:00	0.2

Junction 11F	0.0034	0.3	09Jan2000, 12:00	1.9	Junction 11F	0.0034	1.2	02Jan2000, 18:00	1.4
Junction 11G	0.0004	0	09Jan2000, 12:00	0.2	Junction 11G	0.0004	0.1	02Jan2000, 18:00	0.2
Junction 11H	0.0002	0	09Jan2000, 12:00	0.1	Junction 11H	0.0002	0.1	02Jan2000, 18:00	0.1
Junction 11I	0.0002	0	09Jan2000, 12:00	0.1	Junction 11I	0.0002	0.1	02Jan2000, 18:00	0.1
Junction 11J	0.0009	0.1	09Jan2000, 12:00	0.5	Junction 11J	0.0009	0.3	02Jan2000, 18:00	0.4
Junction 11K	0.0116	0.9	09Jan2000, 12:00	6.6	Junction 11K	0.0116	4	02Jan2000, 18:00	4.6
Junction 11L	0.0034	0.3	09Jan2000, 12:00	1.9	Junction 11L	0.0034	1.2	02Jan2000, 18:00	1.3
Junction 11M	0.0012	0.1	09Jan2000, 12:00	0.7	Junction 11M	0.0012	0.4	02Jan2000, 18:00	0.5
Junction 11N	0.0001	0	09Jan2000, 00:36	0.1	Junction 11N	0.0001	0	02Jan2000, 17:27	0
Junction 11O	0.0032	0.2	09Jan2000, 12:00	1.8	Junction 11O	0.0032	1.1	02Jan2000, 18:00	1.3
Junction 11P	0.0007	0.1	09Jan2000, 12:00	0.4	Junction 11P	0.0007	0.2	02Jan2000, 18:00	0.3
Junction 11Q	0.0029	0.2	09Jan2000, 12:00	1.7	Junction 11Q	0.0029	1	02Jan2000, 18:00	1.2
Junction 11R	0.0024	0.2	09Jan2000, 12:00	1.4	Junction 11R	0.0024	0.8	02Jan2000, 18:00	1
Junction 11S	0.0082	0.6	09Jan2000, 12:00	4.7	Junction 11S	0.0082	2.8	02Jan2000, 18:00	3.3
Junction 11T	0.0098	0.8	09Jan2000, 12:00	5.6	Junction 11T	0.0098	3.4	02Jan2000, 18:00	3.9
Junction 11U	0.0032	0.3	09Jan2000, 12:00	1.9	Junction 11U	0.0032	1.1	02Jan2000, 18:00	1.3
Junction 11V	0.001	0.1	09Jan2000, 12:00	0.6	Junction 11V	0.001	0.4	02Jan2000, 18:00	0.4
Junction 11W	0.0016	0.1	09Jan2000, 12:00	1	Junction 11W	0.0016	0.6	02Jan2000, 18:00	0.7
Junction 11X	0.001	0.1	09Jan2000, 12:00	0.6	Junction 11X	0.001	0.3	02Jan2000, 18:00	0.4
Junction 11Y	0.0003	0	09Jan2000, 12:00	0.2	Junction 11Y	0.0003	0.1	02Jan2000, 18:00	0.1
Junction 11Z	0.2003	15.7	09Jan2000, 12:00	115.1	Junction 11Z	0.2003	70	02Jan2000, 18:00	81.9
Junction 11-C1	0.0105	0.8	09Jan2000, 12:00	5.9	Junction 11-C1	0.0105	3.7	02Jan2000, 18:00	4.2
Junction 11-C2	0.0013	0.1	09Jan2000, 12:00	0.8	Junction 11-C2	0.0013	0.5	02Jan2000, 18:00	0.5
Junction 11-C3	0.2032	15.9	09Jan2000, 12:00	116.9	Junction 11-C3	0.2032	71	02Jan2000, 18:00	83.1
Junction 11-C4	0.2148	16.8	09Jan2000, 12:00	123.4	Junction 11-C4	0.2148	75.1	02Jan2000, 18:00	87.7
Junction 11-C5	0.2224	17.4	09Jan2000, 12:00	127.8	Junction 11-C5	0.2224	77.8	02Jan2000, 18:00	90.9
Junction 2A	0.0014	0.1	09Jan2000, 12:00	0.8	Junction 2A	0.0014	0.5	02Jan2000, 18:00	0.6
Junction 2B	0.0069	0.5	09Jan2000, 12:00	3.7	Junction 2B	0.0069	2.4	02Jan2000, 18:00	2.5
Junction 2C	0.00714	0.5	09Jan2000, 12:00	3.8	Junction 2C	0.00714	2.4	02Jan2000, 18:00	2.6
Junction 2C-1	0.00734	0.6	09Jan2000, 12:00	3.9	Junction 2C-1	0.00734	2.5	02Jan2000, 18:00	2.7
Junction 2C-2	0.00754	0.6	09Jan2000, 12:00	4	Junction 2C-2	0.00754	2.6	02Jan2000, 18:00	2.8
Junction 2C-3	0.00794	0.6	09Jan2000, 12:00	4.3	Junction 2C-3	0.00794	2.7	02Jan2000, 18:00	3
Junction 2C-4	0.00927	0.7	09Jan2000, 12:00	5.1	Junction 2C-4	0.00927	3.2	02Jan2000, 18:00	3.5
Junction 2C-5	0.00977	0.8	09Jan2000, 12:00	5.4	Junction 2C-5	0.00977	3.4	02Jan2000, 18:00	3.7
Junction 2C-7	0.00997	0.8	09Jan2000, 12:00	5.5	Junction 2C-7	0.00997	3.4	02Jan2000, 18:00	3.8
Junction 2C-8	0.01047	0.8	09Jan2000, 12:00	5.8	Junction 2C-8	0.01047	3.6	02Jan2000, 18:00	4
Junction 2C-9	0.01287	1	09Jan2000, 12:00	7.2	Junction 2C-9	0.01287	4.5	02Jan2000, 18:00	5.1
Junction 2D	0.0001	0	09Jan2000, 12:00	0.1	Junction 2D	0.0001	0	02Jan2000, 18:00	0
Junction 2E	0.0001	0	09Jan2000, 12:00	0.1	Junction 2E	0.0001	0	02Jan2000, 18:00	0
Junction 2F	0.0004	0	09Jan2000, 12:00	0.2	Junction 2F	0.0004	0.1	02Jan2000, 18:00	0.2
Junction 2G	0.0006	0	09Jan2000, 12:00	0.4	Junction 2G	0.0006	0.2	02Jan2000, 18:00	0.3
Junction 2H	0.0002	0	09Jan2000, 12:00	0.1	Junction 2H	0.0002	0.1	02Jan2000, 18:00	0.1
Junction 2I	0.0002	0	09Jan2000, 12:00	0.1	Junction 2I	0.0002	0.1	02Jan2000, 18:00	0.1
Junction 2J	0.0001	0	09Jan2000, 12:00	0.1	Junction 2J	0.0001	0	02Jan2000, 18:00	0
Junction 2K	0.0005	0	09Jan2000, 12:00	0.3	Junction 2K	0.0005	0.2	02Jan2000, 18:00	0.2
Junction 2L	0.0022	0.2	09Jan2000, 12:00	1.3	Junction 2L	0.0022	0.8	02Jan2000, 18:00	0.9
Junction 2M	0.00004	0	09Jan2000, 12:00	0	Junction 2M	0.00004	0	02Jan2000, 18:00	0
Junction 2N	0.0001	0	09Jan2000, 12:00	0.1	Junction 2N	0.0001	0	02Jan2000, 18:00	0
Junction 2O	0.0001	0	09Jan2000, 12:00	0.1	Junction 2O	0.0001	0	02Jan2000, 18:00	0

Junction 2P	0.00824	0.6	09Jan2000, 12:00	4.5	Junction 2P	0.00824	2.8	02Jan2000, 18:00	3.1
Junction 2Q	0.0002	0	09Jan2000, 12:00	0.1	Junction 2Q	0.0002	0.1	02Jan2000, 18:00	0.1
Junction 2R	0.00907	0.7	09Jan2000, 12:00	4.9	Junction 2R	0.00907	3.1	02Jan2000, 18:00	3.5
Junction 2S	0.0002	0	09Jan2000, 00:36	0.1	Junction 2S	0.0002	0.1	02Jan2000, 17:12	0.1
Junction 2T	0.0002	0	09Jan2000, 00:36	0.1	Junction 2T	0.0002	0.1	02Jan2000, 17:12	0.1
Junction 2U	0.0002	0	09Jan2000, 12:00	0.1	Junction 2U	0.0002	0.1	02Jan2000, 18:00	0.1
Junction 4A	0.0003	0	09Jan2000, 12:00	0.2	Junction 4A	0.0003	0.1	02Jan2000, 18:00	0.1
Junction 4B	0.0002	0	09Jan2000, 12:00	0.1	Junction 4B	0.0002	0.1	02Jan2000, 18:00	0.1
Junction 4C	0.0001	0	09Jan2000, 12:00	0.1	Junction 4C	0.0001	0	02Jan2000, 18:00	0
Junction 4C-1	0.0055	0.4	09Jan2000, 12:00	3.2	Junction 4C-1	0.0055	1.9	02Jan2000, 18:00	2.3
Junction 4C-10	0.0026	0.2	09Jan2000, 12:00	1.5	Junction 4C-10	0.0026	0.9	02Jan2000, 18:00	1.1
Junction 4C-11	0.0024	0.2	09Jan2000, 12:00	1.4	Junction 4C-11	0.0024	0.8	02Jan2000, 18:00	1
Junction 4C-2	0.0053	0.4	09Jan2000, 12:00	3.1	Junction 4C-2	0.0053	1.9	02Jan2000, 18:00	2.2
Junction 4C-3	0.0051	0.4	09Jan2000, 12:00	3	Junction 4C-3	0.0051	1.8	02Jan2000, 18:00	2.1
Junction 4C-4	0.0048	0.4	09Jan2000, 12:00	2.8	Junction 4C-4	0.0048	1.7	02Jan2000, 18:00	2
Junction 4C-5	0.0039	0.3	09Jan2000, 12:00	2.3	Junction 4C-5	0.0039	1.4	02Jan2000, 18:00	1.6
Junction 4C-6	0.0036	0.3	09Jan2000, 12:00	2.1	Junction 4C-6	0.0036	1.3	02Jan2000, 18:00	1.5
Junction 4C-7	0.0033	0.3	09Jan2000, 12:00	1.9	Junction 4C-7	0.0033	1.2	02Jan2000, 18:00	1.4
Junction 4C-8	0.0031	0.2	09Jan2000, 12:00	1.8	Junction 4C-8	0.0031	1.1	02Jan2000, 18:00	1.3
Junction 4C-9	0.0029	0.2	09Jan2000, 12:00	1.7	Junction 4C-9	0.0029	1	02Jan2000, 18:00	1.2
Junction 4D	0.0001	0	09Jan2000, 00:36	0.1	Junction 4D	0.0001	0	02Jan2000, 17:12	0
Junction 4E	0.0008	0.1	09Jan2000, 12:00	0.5	Junction 4E	0.0008	0.3	02Jan2000, 18:00	0.3
Junction 4F	0.0002	0	09Jan2000, 12:00	0.1	Junction 4F	0.0002	0.1	02Jan2000, 18:00	0.1
Junction 4G	0.0002	0	09Jan2000, 00:36	0.1	Junction 4G	0.0002	0.1	02Jan2000, 17:12	0.1
Junction 4H	0.0003	0	09Jan2000, 12:00	0.2	Junction 4H	0.0003	0.1	02Jan2000, 18:00	0.1
Junction 4I	0.0009	0.1	09Jan2000, 12:00	0.5	Junction 4I	0.0009	0.3	02Jan2000, 18:00	0.4
Junction 4J	0.0003	0	09Jan2000, 12:00	0.2	Junction 4J	0.0003	0.1	02Jan2000, 18:00	0.1
Junction 4K	0.0002	0	09Jan2000, 12:00	0.1	Junction 4K	0.0002	0.1	02Jan2000, 18:00	0.1
Junction 4L	0.0002	0	09Jan2000, 12:00	0.1	Junction 4L	0.0002	0.1	02Jan2000, 18:00	0.1
Junction 4M	0.0001	0	09Jan2000, 00:36	0.1	Junction 4M	0.0001	0	02Jan2000, 17:12	0
Junction 4N	0.0016	0.1	09Jan2000, 12:00	0.9	Junction 4N	0.0016	0.6	02Jan2000, 18:00	0.6
Junction 5A	0.0123	1	09Jan2000, 12:00	6.9	Junction 5A	0.0123	4.2	02Jan2000, 18:03	4.8
Junction 6A	0.0122	0.9	09Jan2000, 12:00	6.7	Junction 6A	0.0122	4.2	02Jan2000, 18:00	4.7
Junction 7A	0.0027	0.2	09Jan2000, 12:00	1.5	Junction 7A	0.0027	0.9	02Jan2000, 18:00	1
Junction 7B	0.0025	0.2	09Jan2000, 12:00	1.4	Junction 7B	0.0025	0.9	02Jan2000, 18:00	1
Junction 7C	0.0053	0.4	09Jan2000, 12:00	2.9	Junction 7C	0.0053	1.8	02Jan2000, 18:00	2.1
Junction 7D	0.001	0.1	09Jan2000, 12:00	0.6	Junction 7D	0.001	0.3	02Jan2000, 18:00	0.4
Junction 7E	0.01465	1.1	09Jan2000, 12:00	8.1	Junction 7E	0.01465	5	02Jan2000, 18:00	5.7
Junction 7F	0.00005	0	09Jan2000, 12:00	0	Junction 7F	0.00005	0	02Jan2000, 18:00	0
Junction 7G	0.00002	0	09Jan2000, 12:00	0	Junction 7G	0.00002	0	02Jan2000, 18:00	0
Junction 7H	0.00003	0	09Jan2000, 12:00	0	Junction 7H	0.00003	0	02Jan2000, 18:00	0
Junction 8A	0.0005	0	09Jan2000, 12:00	0.3	Junction 8A	0.0005	0.2	02Jan2000, 18:00	0.2
Junction 8B	0.0013	0.1	09Jan2000, 12:00	0.7	Junction 8B	0.0013	0.4	02Jan2000, 18:00	0.5
Junction 8C	0.0017	0.1	09Jan2000, 12:00	0.9	Junction 8C	0.0017	0.6	02Jan2000, 18:00	0.6
Junction 8D	0.0022	0.2	09Jan2000, 12:00	1.2	Junction 8D	0.0022	0.8	02Jan2000, 18:00	0.8
Junction 8E	0.0033	0.3	09Jan2000, 12:00	1.8	Junction 8E	0.0033	1.1	02Jan2000, 18:00	1.3
Junction 8F	0.0041	0.3	09Jan2000, 12:00	2.3	Junction 8F	0.0041	1.4	02Jan2000, 18:00	1.6
Junction 8G	0.0006	0	09Jan2000, 12:00	0.3	Junction 8G	0.0006	0.2	02Jan2000, 18:00	0.2
Junction 9A	0.002	0.2	09Jan2000, 12:00	1.2	Junction 9A	0.002	0.7	02Jan2000, 18:00	0.8

Junction 9A-9C	0.0043	0.3	09Jan2000, 12:00	2.5	Junction 9A-9C	0.0043	1.5	02Jan2000, 18:00	1.8
Junction 9B	0.0015	0.1	09Jan2000, 12:00	0.8	Junction 9B	0.0015	0.5	02Jan2000, 18:00	0.6
Junction 9B-9D	0.0094	0.7	09Jan2000, 12:00	5.4	Junction 9B-9D	0.0094	3.3	02Jan2000, 18:00	3.9
Junction 9C	0.0033	0.3	09Jan2000, 12:00	1.9	Junction 9C	0.0033	1.2	02Jan2000, 18:00	1.4
Junction 9D	0.0036	0.3	09Jan2000, 12:00	2.1	Junction 9D	0.0036	1.3	02Jan2000, 18:00	1.5
Junction 9E	0.001	0.1	09Jan2000, 12:00	0.6	Junction 9E	0.001	0.3	02Jan2000, 18:00	0.4
Junction 9E-9C	0.0043	0.3	09Jan2000, 12:00	2.5	Junction 9E-9C	0.0043	1.5	02Jan2000, 18:00	1.8
Junction 9F	0.0002	0	09Jan2000, 12:00	0.1	Junction 9F	0.0002	0.1	02Jan2000, 18:00	0.1
Outlet 1	0.016	1.2	09Jan2000, 11:57	9	Outlet 1	0.016	5.5	02Jan2000, 17:57	6.4
OUTLET 10	0.0019	0.1	09Jan2000, 11:57	1.1	OUTLET 10	0.0019	0.7	02Jan2000, 17:57	0.8
OUTLET 11	0.25614	20	09Jan2000, 11:57	147.2	OUTLET 11	0.25614	89.5	02Jan2000, 17:57	104.6
OUTLET 2	0.01287	1	09Jan2000, 11:57	7.2	OUTLET 2	0.01287	4.5	02Jan2000, 17:57	5.1
OUTLET 3A	0.0005	0	09Jan2000, 11:57	0.3	OUTLET 3A	0.0005	0.2	02Jan2000, 17:57	0.2
OUTLET 3B	0.0005	0	09Jan2000, 11:57	0.3	OUTLET 3B	0.0005	0.2	02Jan2000, 17:57	0.2
OUTLET 4	0.0055	0.4	09Jan2000, 11:57	3.2	OUTLET 4	0.0055	1.9	02Jan2000, 17:57	2.3
OUTLET 5	0.0123	1	09Jan2000, 11:57	6.9	OUTLET 5	0.0123	4.2	02Jan2000, 18:00	4.8
OUTLET 6	0.0122	0.9	09Jan2000, 11:57	6.7	OUTLET 6	0.0122	4.2	02Jan2000, 17:57	4.7
OUTLET 7	0.01465	1.1	09Jan2000, 11:57	8.1	OUTLET 7	0.01465	5	02Jan2000, 17:57	5.7
OUTLET 8A	0.0041	0.3	09Jan2000, 11:57	2.3	OUTLET 8A	0.0041	1.4	02Jan2000, 17:57	1.6
OUTLET 8B	0.0006	0	09Jan2000, 11:57	0.3	OUTLET 8B	0.0006	0.2	02Jan2000, 17:57	0.2
OUTLET 9	0.0094	0.7	09Jan2000, 11:57	5.4	OUTLET 9	0.0094	3.3	02Jan2000, 17:57	3.9
1A	0.0041	0.3	09Jan2000, 12:00	2.2	1A	0.0041	1.4	02Jan2000, 18:00	1.5
1B	0.0015	0.1	09Jan2000, 12:00	0.9	1B	0.0015	0.5	02Jan2000, 18:00	0.6
1C	0.0027	0.2	09Jan2000, 12:00	1.6	1C	0.0027	0.9	02Jan2000, 18:00	1.1
1D	0.0001	0	09Jan2000, 12:00	0	1D	0.0001	0	02Jan2000, 18:00	0
1E	0.0071	0.6	09Jan2000, 12:00	4.1	1E	0.0071	2.5	02Jan2000, 18:00	2.9
1F	0.0002	0	09Jan2000, 12:00	0.1	1F	0.0002	0.1	02Jan2000, 18:00	0.1
1G	0.0001	0	09Jan2000, 12:00	0.1	1G	0.0001	0	02Jan2000, 18:00	0
1H	0.0002	0	09Jan2000, 12:00	0.1	1H	0.0002	0.1	02Jan2000, 18:00	0.1
10A	0.0014	0.1	09Jan2000, 12:00	0.8	10A	0.0014	0.5	02Jan2000, 18:03	0.6
10B	0.0001	0	09Jan2000, 00:36	0.1	10B	0.0001	0	02Jan2000, 17:12	0
10C	0.0004	0	09Jan2000, 12:00	0.2	10C	0.0004	0.1	02Jan2000, 18:00	0.2
11A	0.0013	0.1	09Jan2000, 12:00	0.7	11A	0.0013	0.5	02Jan2000, 18:00	0.5
11AA	0.0066	0.5	09Jan2000, 12:00	3.8	11AA	0.0066	2.3	02Jan2000, 18:00	2.7
11AB	0.0002	0	09Jan2000, 12:00	0.1	11AB	0.0002	0.1	02Jan2000, 18:00	0.1
11AC	0.001	0.1	09Jan2000, 12:00	0.5	11AC	0.001	0.3	02Jan2000, 18:09	0.4
11AD	0.0003	0	09Jan2000, 12:00	0.2	11AD	0.0003	0.1	02Jan2000, 18:00	0.1
11AE	0.0003	0	09Jan2000, 12:00	0.2	11AE	0.0003	0.1	02Jan2000, 18:00	0.1
11AF	0.0005	0	09Jan2000, 12:00	0.3	11AF	0.0005	0.2	02Jan2000, 18:00	0.2
11AG	0.00004	0	09Jan2000, 00:36	0	11AG	0.00004	0	02Jan2000, 17:12	0
11AH	0.0026	0.2	09Jan2000, 12:00	1.6	11AH	0.0026	0.9	02Jan2000, 18:03	1.1
11AI	0.0384	3	09Jan2000, 12:00	21.9	11AI	0.0384	13.4	02Jan2000, 18:00	15.5
11AJ	0.1146	9	09Jan2000, 12:00	66.9	11AJ	0.1146	40.2	02Jan2000, 18:00	47.8
11AK	0.0432	3.4	09Jan2000, 12:00	23.9	11AK	0.0432	15	02Jan2000, 18:00	16.8
11B	0.0004	0	09Jan2000, 12:00	0.2	11B	0.0004	0.1	02Jan2000, 18:00	0.2
11C	0.0084	0.7	09Jan2000, 12:00	4.7	11C	0.0084	2.9	02Jan2000, 18:00	3.4
11D	0.0009	0.1	09Jan2000, 12:00	0.5	11D	0.0009	0.3	02Jan2000, 18:00	0.4
11E	0.0006	0	09Jan2000, 12:00	0.3	11E	0.0006	0.2	02Jan2000, 18:00	0.2
11F	0.0032	0.2	09Jan2000, 12:00	1.8	11F	0.0032	1.1	02Jan2000, 18:00	1.3

11G	0.0004	0	09Jan2000, 12:00	0.2	11G	0.0004	0.1	02Jan2000, 18:00	0.2
11H	0.0002	0	09Jan2000, 12:00	0.1	11H	0.0002	0.1	02Jan2000, 18:00	0.1
11I	0.0002	0	09Jan2000, 12:00	0.1	11I	0.0002	0.1	02Jan2000, 18:00	0.1
11J	0.0009	0.1	09Jan2000, 12:00	0.5	11J	0.0009	0.3	02Jan2000, 18:00	0.4
11K	0.0002	0	09Jan2000, 12:00	0.1	11K	0.0002	0.1	02Jan2000, 18:00	0.1
11L	0.0034	0.3	09Jan2000, 12:00	1.9	11L	0.0034	1.2	02Jan2000, 18:00	1.3
11M	0.0012	0.1	09Jan2000, 12:00	0.7	11M	0.0012	0.4	02Jan2000, 18:00	0.5
11N	0.0001	0	09Jan2000, 00:36	0.1	11N	0.0001	0	02Jan2000, 17:27	0
11O	0.0032	0.2	09Jan2000, 12:00	1.8	11O	0.0032	1.1	02Jan2000, 18:00	1.3
11P	0.0007	0.1	09Jan2000, 12:00	0.4	11P	0.0007	0.2	02Jan2000, 18:00	0.3
11Q	0.0029	0.2	09Jan2000, 12:00	1.7	11Q	0.0029	1	02Jan2000, 18:00	1.2
11R	0.0024	0.2	09Jan2000, 12:00	1.4	11R	0.0024	0.8	02Jan2000, 18:00	1
11S	0.005	0.4	09Jan2000, 12:00	2.9	11S	0.005	1.7	02Jan2000, 18:00	2
11T	0.0016	0.1	09Jan2000, 12:00	0.9	11T	0.0016	0.6	02Jan2000, 18:00	0.6
11U	0.0032	0.3	09Jan2000, 12:00	1.9	11U	0.0032	1.1	02Jan2000, 18:00	1.3
11V	0.001	0.1	09Jan2000, 12:00	0.6	11V	0.001	0.4	02Jan2000, 18:00	0.4
11W	0.0016	0.1	09Jan2000, 12:00	1	11W	0.0016	0.6	02Jan2000, 18:00	0.7
11X	0.001	0.1	09Jan2000, 12:00	0.6	11X	0.001	0.3	02Jan2000, 18:00	0.4
11Y	0.0003	0	09Jan2000, 12:00	0.2	11Y	0.0003	0.1	02Jan2000, 18:00	0.1
11Z	0.0041	0.3	09Jan2000, 12:00	2.4	11Z	0.0041	1.4	02Jan2000, 18:00	1.7
2A	0.0014	0.1	09Jan2000, 12:00	0.8	2A	0.0014	0.5	02Jan2000, 18:00	0.6
2B	0.0069	0.5	09Jan2000, 12:00	3.7	2B	0.0069	2.4	02Jan2000, 18:00	2.5
2C	0.0002	0	09Jan2000, 12:00	0.1	2C	0.0002	0.1	02Jan2000, 18:00	0.1
2D	0.0001	0	09Jan2000, 12:00	0.1	2D	0.0001	0	02Jan2000, 18:00	0
2E	0.0001	0	09Jan2000, 12:00	0.1	2E	0.0001	0	02Jan2000, 18:00	0
2F	0.0004	0	09Jan2000, 12:00	0.2	2F	0.0004	0.1	02Jan2000, 18:00	0.2
2G	0.0006	0	09Jan2000, 12:00	0.4	2G	0.0006	0.2	02Jan2000, 18:00	0.3
2H	0.0002	0	09Jan2000, 12:00	0.1	2H	0.0002	0.1	02Jan2000, 18:00	0.1
2I	0.0002	0	09Jan2000, 12:00	0.1	2I	0.0002	0.1	02Jan2000, 18:00	0.1
2J	0.0001	0	09Jan2000, 12:00	0.1	2J	0.0001	0	02Jan2000, 18:00	0
2k	0.0005	0	09Jan2000, 12:00	0.3	2k	0.0005	0.2	02Jan2000, 18:00	0.2
2L	0.0008	0.1	09Jan2000, 12:00	0.5	2L	0.0008	0.3	02Jan2000, 18:00	0.3
2M	0.00004	0	09Jan2000, 12:00	0	2M	0.00004	0	02Jan2000, 18:00	0
2N	0.0001	0	09Jan2000, 12:00	0.1	2N	0.0001	0	02Jan2000, 18:00	0
2O	0.0001	0	09Jan2000, 12:00	0.1	2O	0.0001	0	02Jan2000, 18:00	0
2P	0.0003	0	09Jan2000, 12:00	0.2	2P	0.0003	0.1	02Jan2000, 18:00	0.1
2Q	0.0002	0	09Jan2000, 12:00	0.1	2Q	0.0002	0.1	02Jan2000, 18:00	0.1
2R	0.00003	0	09Jan2000, 00:36	0	2R	0.00003	0	02Jan2000, 17:12	0
2S	0.0002	0	09Jan2000, 00:36	0.1	2S	0.0002	0.1	02Jan2000, 17:12	0.1
2T	0.0002	0	09Jan2000, 00:36	0.1	2T	0.0002	0.1	02Jan2000, 17:12	0.1
2U	0.0002	0	09Jan2000, 12:00	0.1	2U	0.0002	0.1	02Jan2000, 18:00	0.1
3A	0.0005	0	09Jan2000, 12:00	0.3	3A	0.0005	0.2	02Jan2000, 18:00	0.2
3B	0.0005	0	09Jan2000, 12:00	0.3	3B	0.0005	0.2	02Jan2000, 18:00	0.2
4A	0.0003	0	09Jan2000, 12:00	0.2	4A	0.0003	0.1	02Jan2000, 18:00	0.1
4B	0.0002	0	09Jan2000, 12:00	0.1	4B	0.0002	0.1	02Jan2000, 18:00	0.1
4C	0.0001	0	09Jan2000, 12:00	0.1	4C	0.0001	0	02Jan2000, 18:00	0
4D	0.0001	0	09Jan2000, 00:36	0.1	4D	0.0001	0	02Jan2000, 17:12	0
4E	0.0008	0.1	09Jan2000, 12:00	0.5	4E	0.0008	0.3	02Jan2000, 18:00	0.3
4F	0.0002	0	09Jan2000, 12:00	0.1	4F	0.0002	0.1	02Jan2000, 18:00	0.1

4G	0.0002	0	09Jan2000, 00:36	0.1	4G	0.0002	0.1	02Jan2000, 17:12	0.1
4H	0.0003	0	09Jan2000, 12:00	0.2	4H	0.0003	0.1	02Jan2000, 18:00	0.1
4I	0.0009	0.1	09Jan2000, 12:00	0.5	4I	0.0009	0.3	02Jan2000, 18:00	0.4
4J	0.0003	0	09Jan2000, 12:00	0.2	4J	0.0003	0.1	02Jan2000, 18:00	0.1
4K	0.0002	0	09Jan2000, 12:00	0.1	4K	0.0002	0.1	02Jan2000, 18:00	0.1
4L	0.0002	0	09Jan2000, 12:00	0.1	4L	0.0002	0.1	02Jan2000, 18:00	0.1
4M	0.0001	0	09Jan2000, 00:36	0.1	4M	0.0001	0	02Jan2000, 17:12	0
4N	0.0016	0.1	09Jan2000, 12:00	0.9	4N	0.0016	0.6	02Jan2000, 18:00	0.6
5A	0.0123	1	09Jan2000, 12:00	6.9	5A	0.0123	4.2	02Jan2000, 18:00	4.8
6A	0.0122	0.9	09Jan2000, 12:00	6.7	6A	0.0122	4.2	02Jan2000, 18:00	4.7
7A	0.0002	0	09Jan2000, 12:00	0.1	7A	0.0002	0.1	02Jan2000, 18:00	0.1
7B	0.0025	0.2	09Jan2000, 12:00	1.4	7B	0.0025	0.9	02Jan2000, 18:00	1
7C	0.0016	0.1	09Jan2000, 12:00	0.9	7C	0.0016	0.6	02Jan2000, 18:00	0.6
7D	0.001	0.1	09Jan2000, 12:00	0.6	7D	0.001	0.3	02Jan2000, 18:00	0.4
7E	0.0093	0.7	09Jan2000, 12:00	5.1	7E	0.0093	3.2	02Jan2000, 18:00	3.6
7F	0.00002	0	09Jan2000, 12:00	0	7F	0.00002	0	02Jan2000, 18:00	0
7G	0.00002	0	09Jan2000, 12:00	0	7G	0.00002	0	02Jan2000, 18:00	0
7H	0.00001	0	09Jan2000, 12:00	0	7H	0.00001	0	02Jan2000, 18:00	0
8A	0.0005	0	09Jan2000, 12:00	0.3	8A	0.0005	0.2	02Jan2000, 18:00	0.2
8B	0.0008	0.1	09Jan2000, 12:00	0.4	8B	0.0008	0.3	02Jan2000, 18:00	0.3
8C	0.0004	0	09Jan2000, 12:00	0.2	8C	0.0004	0.1	02Jan2000, 18:00	0.2
8D	0.0005	0	09Jan2000, 12:00	0.3	8D	0.0005	0.2	02Jan2000, 18:00	0.2
8E	0.0011	0.1	09Jan2000, 12:00	0.6	8E	0.0011	0.4	02Jan2000, 18:00	0.4
8F	0.0008	0.1	09Jan2000, 12:00	0.4	8F	0.0008	0.3	02Jan2000, 18:00	0.3
8G	0.0006	0	09Jan2000, 12:00	0.3	8G	0.0006	0.2	02Jan2000, 18:00	0.2
9A	0.002	0.2	09Jan2000, 12:00	1.2	9A	0.002	0.7	02Jan2000, 18:00	0.8
9B	0.0015	0.1	09Jan2000, 12:00	0.8	9B	0.0015	0.5	02Jan2000, 18:00	0.6
9C	0.0013	0.1	09Jan2000, 12:00	0.8	9C	0.0013	0.5	02Jan2000, 18:00	0.5
9D	0.0036	0.3	09Jan2000, 12:00	2.1	9D	0.0036	1.3	02Jan2000, 18:00	1.5
9E	0.0008	0.1	09Jan2000, 12:00	0.5	9E	0.0008	0.3	02Jan2000, 18:00	0.3
9F	0.0002	0	09Jan2000, 12:00	0.1	9F	0.0002	0.1	02Jan2000, 18:00	0.1

50YR72HR				
	Drainage Area (MI2)	Peak Discharge (CFS)	Time of Peak	Volume (AC-FT)
DEP 1C	0.0027	0.6	03Jan2000, 18:00	1.2
DEP 1E	0.0071	1.5	03Jan2000, 18:00	3.1
DEP 11O	0.0032	0.7	03Jan2000, 18:00	1.4
DEP 11Q	0.0029	0.6	03Jan2000, 18:00	1.3
DEP 11S	0.005	1.1	03Jan2000, 18:00	2.2
DEP 5A	0.0123	2.7	03Jan2000, 18:00	5.2
DEP 6A	0.0122	2.6	03Jan2000, 18:00	5.1
DEP 7E	0.0093	2	03Jan2000, 18:00	3.8
Junction ML1	0.0017	0.4	03Jan2000, 18:00	0.7
Junction ML2	0.0097	2.1	03Jan2000, 18:00	4.1
Junction ML3	0.0105	2.3	03Jan2000, 18:00	4.5
Junction ML4	0.0158	3.4	03Jan2000, 18:00	6.9
Junction ML5	0.2514	54.6	03Jan2000, 18:00	109.4
Junction ML6	0.2527	54.9	03Jan2000, 18:00	110
Junction ML7	0.2535	55	03Jan2000, 18:00	110.3
Junction ML8	0.25614	55.6	03Jan2000, 18:00	111.5
Junction Q4	0.00844	1.8	03Jan2000, 18:00	3.4
Junction 2C-6	0.0005	0.1	03Jan2000, 18:00	0.2
Junction 1A	0.016	3.5	03Jan2000, 18:00	6.8
Junction 1B	0.0015	0.3	03Jan2000, 18:00	0.7
Junction 1C	0.0042	0.9	03Jan2000, 18:00	1.8
Junction 1D	0.0043	0.9	03Jan2000, 18:00	1.9
Junction 1E	0.0114	2.5	03Jan2000, 18:00	4.9
Junction 1F	0.0005	0.1	03Jan2000, 18:00	0.2
Junction 1G	0.0003	0.1	03Jan2000, 18:00	0.1
Junction 1H	0.0002	0	03Jan2000, 18:00	0.1
Junction 10A	0.0014	0.3	03Jan2000, 18:00	0.6
Junction 10B	0.0015	0.3	03Jan2000, 18:00	0.6
Junction 10C	0.0019	0.4	03Jan2000, 18:00	0.8
Junction 11A	0.0013	0.3	03Jan2000, 18:00	0.5
Junction 11AA	0.0066	1.4	03Jan2000, 18:00	2.9
Junction 11AB	0.0002	0	03Jan2000, 18:00	0.1
Junction 11AC	0.001	0.2	03Jan2000, 18:00	0.4
Junction 11AD	0.0003	0.1	03Jan2000, 18:00	0.1
Junction 11AE	0.0003	0.1	03Jan2000, 18:00	0.1
Junction 11AF	0.0005	0.1	03Jan2000, 18:00	0.2
Junction 11AG	0.00004	0	03Jan2000, 16:12	0
Junction 11AH	0.00264	0.6	03Jan2000, 18:00	1.2
Junction 11AI	0.1962	42.6	03Jan2000, 18:00	85.4
Junction 11AJ	0.1578	34.3	03Jan2000, 18:00	68.9
Junction 11AK	0.0432	9.3	03Jan2000, 18:00	17.9
Junction 11B	0.0004	0.1	03Jan2000, 18:00	0.2
Junction 11C	0.0084	1.8	03Jan2000, 18:00	3.6
Junction 11D	0.0099	2.1	03Jan2000, 18:00	4.2
Junction 11E	0.0006	0.1	03Jan2000, 18:00	0.3

Junction 11F	0.0034	0.7	03Jan2000, 18:00	1.4
Junction 11G	0.0004	0.1	03Jan2000, 18:00	0.2
Junction 11H	0.0002	0	03Jan2000, 18:00	0.1
Junction 11I	0.0002	0	03Jan2000, 18:00	0.1
Junction 11J	0.0009	0.2	03Jan2000, 18:00	0.4
Junction 11K	0.0116	2.5	03Jan2000, 18:00	5
Junction 11L	0.0034	0.7	03Jan2000, 18:00	1.4
Junction 11M	0.0012	0.3	03Jan2000, 18:00	0.5
Junction 11N	0.0001	0	03Jan2000, 16:27	0
Junction 11O	0.0032	0.7	03Jan2000, 18:00	1.4
Junction 11P	0.0007	0.2	03Jan2000, 18:00	0.3
Junction 11Q	0.0029	0.6	03Jan2000, 18:00	1.3
Junction 11R	0.0024	0.5	03Jan2000, 18:00	1.1
Junction 11S	0.0082	1.8	03Jan2000, 18:00	3.5
Junction 11T	0.0098	2.1	03Jan2000, 18:00	4.2
Junction 11U	0.0032	0.7	03Jan2000, 18:00	1.4
Junction 11V	0.001	0.2	03Jan2000, 18:00	0.4
Junction 11W	0.0016	0.3	03Jan2000, 18:00	0.7
Junction 11X	0.001	0.2	03Jan2000, 18:00	0.4
Junction 11Y	0.0003	0.1	03Jan2000, 18:00	0.1
Junction 11Z	0.2003	43.5	03Jan2000, 18:00	87.3
Junction 11-C1	0.0105	2.3	03Jan2000, 18:00	4.5
Junction 11-C2	0.0013	0.3	03Jan2000, 18:00	0.6
Junction 11-C3	0.2032	44.1	03Jan2000, 18:00	88.6
Junction 11-C4	0.2148	46.6	03Jan2000, 18:00	93.6
Junction 11-C5	0.2224	48.3	03Jan2000, 18:00	96.9
Junction 2A	0.0014	0.3	03Jan2000, 18:00	0.6
Junction 2B	0.0069	1.5	03Jan2000, 18:00	2.7
Junction 2C	0.00714	1.5	03Jan2000, 18:00	2.8
Junction 2C-1	0.00734	1.6	03Jan2000, 18:00	2.9
Junction 2C-2	0.00754	1.6	03Jan2000, 18:00	3
Junction 2C-3	0.00794	1.7	03Jan2000, 18:00	3.2
Junction 2C-4	0.00927	2	03Jan2000, 18:00	3.8
Junction 2C-5	0.00977	2.1	03Jan2000, 18:00	4
Junction 2C-7	0.00997	2.1	03Jan2000, 18:00	4.1
Junction 2C-8	0.01047	2.3	03Jan2000, 18:00	4.3
Junction 2C-9	0.01287	2.8	03Jan2000, 18:00	5.4
Junction 2D	0.0001	0	03Jan2000, 18:00	0
Junction 2E	0.0001	0	03Jan2000, 18:00	0
Junction 2F	0.0004	0.1	03Jan2000, 18:00	0.2
Junction 2G	0.0006	0.1	03Jan2000, 18:00	0.3
Junction 2H	0.0002	0	03Jan2000, 18:00	0.1
Junction 2I	0.0002	0	03Jan2000, 18:00	0.1
Junction 2J	0.0001	0	03Jan2000, 18:00	0
Junction 2K	0.0005	0.1	03Jan2000, 18:00	0.2
Junction 2L	0.0022	0.5	03Jan2000, 18:00	1
Junction 2M	0.00004	0	03Jan2000, 18:00	0
Junction 2N	0.0001	0	03Jan2000, 18:00	0
Junction 2O	0.0001	0	03Jan2000, 18:00	0

Junction 2P	0.00824	1.8	03Jan2000, 18:00	3.3
Junction 2Q	0.0002	0	03Jan2000, 18:00	0.1
Junction 2R	0.00907	1.9	03Jan2000, 18:00	3.7
Junction 2S	0.0002	0	03Jan2000, 16:12	0.1
Junction 2T	0.0002	0	03Jan2000, 16:12	0.1
Junction 2U	0.0002	0	03Jan2000, 18:00	0.1
Junction 4A	0.0003	0.1	03Jan2000, 18:00	0.1
Junction 4B	0.0002	0	03Jan2000, 18:00	0.1
Junction 4C	0.0001	0	03Jan2000, 18:00	0
Junction 4C-1	0.0055	1.2	03Jan2000, 18:00	2.4
Junction 4C-10	0.0026	0.6	03Jan2000, 18:00	1.1
Junction 4C-11	0.0024	0.5	03Jan2000, 18:00	1
Junction 4C-2	0.0053	1.2	03Jan2000, 18:00	2.4
Junction 4C-3	0.0051	1.1	03Jan2000, 18:00	2.3
Junction 4C-4	0.0048	1	03Jan2000, 18:00	2.1
Junction 4C-5	0.0039	0.8	03Jan2000, 18:00	1.7
Junction 4C-6	0.0036	0.8	03Jan2000, 18:00	1.6
Junction 4C-7	0.0033	0.7	03Jan2000, 18:00	1.4
Junction 4C-8	0.0031	0.7	03Jan2000, 18:00	1.4
Junction 4C-9	0.0029	0.6	03Jan2000, 18:00	1.3
Junction 4D	0.0001	0	03Jan2000, 16:12	0
Junction 4E	0.0008	0.2	03Jan2000, 18:00	0.4
Junction 4F	0.0002	0	03Jan2000, 18:00	0.1
Junction 4G	0.0002	0	03Jan2000, 16:12	0.1
Junction 4H	0.0003	0.1	03Jan2000, 18:00	0.1
Junction 4I	0.0009	0.2	03Jan2000, 18:00	0.4
Junction 4J	0.0003	0.1	03Jan2000, 18:00	0.1
Junction 4K	0.0002	0	03Jan2000, 18:00	0.1
Junction 4L	0.0002	0	03Jan2000, 18:00	0.1
Junction 4M	0.0001	0	03Jan2000, 16:12	0
Junction 4N	0.0016	0.3	03Jan2000, 18:00	0.7
Junction 5A	0.0123	2.7	03Jan2000, 18:00	5.2
Junction 6A	0.0122	2.6	03Jan2000, 18:00	5.1
Junction 7A	0.0027	0.6	03Jan2000, 18:00	1.1
Junction 7B	0.0025	0.5	03Jan2000, 18:00	1
Junction 7C	0.0053	1.1	03Jan2000, 18:00	2.2
Junction 7D	0.001	0.2	03Jan2000, 18:00	0.4
Junction 7E	0.01465	3.2	03Jan2000, 18:00	6.1
Junction 7F	0.00005	0	03Jan2000, 18:00	0
Junction 7G	0.00002	0	03Jan2000, 18:00	0
Junction 7H	0.00003	0	03Jan2000, 18:00	0
Junction 8A	0.0005	0.1	03Jan2000, 18:00	0.2
Junction 8B	0.0013	0.3	03Jan2000, 18:00	0.5
Junction 8C	0.0017	0.4	03Jan2000, 18:00	0.7
Junction 8D	0.0022	0.5	03Jan2000, 18:00	0.9
Junction 8E	0.0033	0.7	03Jan2000, 18:00	1.4
Junction 8F	0.0041	0.9	03Jan2000, 18:00	1.7
Junction 8G	0.0006	0.1	03Jan2000, 18:00	0.3
Junction 9A	0.002	0.4	03Jan2000, 18:00	0.9

Junction 9A-9C	0.0043	0.9	03Jan2000, 18:00	1.9
Junction 9B	0.0015	0.3	03Jan2000, 18:00	0.6
Junction 9B-9D	0.0094	2	03Jan2000, 18:00	4.1
Junction 9C	0.0033	0.7	03Jan2000, 18:00	1.5
Junction 9D	0.0036	0.8	03Jan2000, 18:00	1.6
Junction 9E	0.001	0.2	03Jan2000, 18:00	0.4
Junction 9E-9C	0.0043	0.9	03Jan2000, 18:00	1.9
Junction 9F	0.0002	0	03Jan2000, 18:00	0.1
Outlet 1	0.016	3.5	03Jan2000, 17:57	6.8
OUTLET 10	0.0019	0.4	03Jan2000, 17:57	0.8
OUTLET 11	0.25614	55.6	03Jan2000, 17:57	111.5
OUTLET 2	0.01287	2.8	03Jan2000, 17:57	5.4
OUTLET 3A	0.0005	0.1	03Jan2000, 17:57	0.2
OUTLET 3B	0.0005	0.1	03Jan2000, 17:57	0.2
OUTLET 4	0.0055	1.2	03Jan2000, 17:57	2.4
OUTLET 5	0.0123	2.7	03Jan2000, 17:57	5.2
OUTLET 6	0.0122	2.6	03Jan2000, 17:57	5.1
OUTLET 7	0.01465	3.2	03Jan2000, 17:57	6.1
OUTLET 8A	0.0041	0.9	03Jan2000, 17:57	1.7
OUTLET 8B	0.0006	0.1	03Jan2000, 17:57	0.3
OUTLET 9	0.0094	2	03Jan2000, 17:57	4.1
1A	0.0041	0.9	03Jan2000, 18:00	1.6
1B	0.0015	0.3	03Jan2000, 18:00	0.7
1C	0.0027	0.6	03Jan2000, 18:00	1.2
1D	0.0001	0	03Jan2000, 18:00	0
1E	0.0071	1.5	03Jan2000, 18:00	3.1
1F	0.0002	0	03Jan2000, 18:00	0.1
1G	0.0001	0	03Jan2000, 18:00	0
1H	0.0002	0	03Jan2000, 18:00	0.1
10A	0.0014	0.3	03Jan2000, 18:00	0.6
10B	0.0001	0	03Jan2000, 16:12	0
10C	0.0004	0.1	03Jan2000, 18:00	0.2
11A	0.0013	0.3	03Jan2000, 18:00	0.5
11AA	0.0066	1.4	03Jan2000, 18:00	2.9
11AB	0.0002	0	03Jan2000, 18:00	0.1
11AC	0.001	0.2	03Jan2000, 18:00	0.4
11AD	0.0003	0.1	03Jan2000, 18:00	0.1
11AE	0.0003	0.1	03Jan2000, 18:00	0.1
11AF	0.0005	0.1	03Jan2000, 18:00	0.2
11AG	0.00004	0	03Jan2000, 16:12	0
11AH	0.0026	0.6	03Jan2000, 18:00	1.2
11AI	0.0384	8.3	03Jan2000, 18:00	16.5
11AJ	0.1146	25	03Jan2000, 18:00	50.9
11AK	0.0432	9.3	03Jan2000, 18:00	17.9
11B	0.0004	0.1	03Jan2000, 18:00	0.2
11C	0.0084	1.8	03Jan2000, 18:00	3.6
11D	0.0009	0.2	03Jan2000, 18:00	0.4
11E	0.0006	0.1	03Jan2000, 18:00	0.3
11F	0.0032	0.7	03Jan2000, 18:00	1.4

11G	0.0004	0.1	03Jan2000, 18:00	0.2
11H	0.0002	0	03Jan2000, 18:00	0.1
11I	0.0002	0	03Jan2000, 18:00	0.1
11J	0.0009	0.2	03Jan2000, 18:00	0.4
11K	0.0002	0	03Jan2000, 18:00	0.1
11L	0.0034	0.7	03Jan2000, 18:00	1.4
11M	0.0012	0.3	03Jan2000, 18:00	0.5
11N	0.0001	0	03Jan2000, 16:27	0
11O	0.0032	0.7	03Jan2000, 18:00	1.4
11P	0.0007	0.2	03Jan2000, 18:00	0.3
11Q	0.0029	0.6	03Jan2000, 18:00	1.3
11R	0.0024	0.5	03Jan2000, 18:00	1.1
11S	0.005	1.1	03Jan2000, 18:00	2.2
11T	0.0016	0.3	03Jan2000, 18:00	0.7
11U	0.0032	0.7	03Jan2000, 18:00	1.4
11V	0.001	0.2	03Jan2000, 18:00	0.4
11W	0.0016	0.3	03Jan2000, 18:00	0.7
11X	0.001	0.2	03Jan2000, 18:00	0.4
11Y	0.0003	0.1	03Jan2000, 18:00	0.1
11Z	0.0041	0.9	03Jan2000, 18:00	1.9
2A	0.0014	0.3	03Jan2000, 18:00	0.6
2B	0.0069	1.5	03Jan2000, 18:00	2.7
2C	0.0002	0	03Jan2000, 18:00	0.1
2D	0.0001	0	03Jan2000, 18:00	0
2E	0.0001	0	03Jan2000, 18:00	0
2F	0.0004	0.1	03Jan2000, 18:00	0.2
2G	0.0006	0.1	03Jan2000, 18:00	0.3
2H	0.0002	0	03Jan2000, 18:00	0.1
2I	0.0002	0	03Jan2000, 18:00	0.1
2J	0.0001	0	03Jan2000, 18:00	0
2k	0.0005	0.1	03Jan2000, 18:00	0.2
2L	0.0008	0.2	03Jan2000, 18:00	0.4
2M	0.00004	0	03Jan2000, 18:00	0
2N	0.0001	0	03Jan2000, 18:00	0
2O	0.0001	0	03Jan2000, 18:00	0
2P	0.0003	0.1	03Jan2000, 18:00	0.1
2Q	0.0002	0	03Jan2000, 18:00	0.1
2R	0.00003	0	03Jan2000, 16:12	0
2S	0.0002	0	03Jan2000, 16:12	0.1
2T	0.0002	0	03Jan2000, 16:12	0.1
2U	0.0002	0	03Jan2000, 18:00	0.1
3A	0.0005	0.1	03Jan2000, 18:00	0.2
3B	0.0005	0.1	03Jan2000, 18:00	0.2
4A	0.0003	0.1	03Jan2000, 18:00	0.1
4B	0.0002	0	03Jan2000, 18:00	0.1
4C	0.0001	0	03Jan2000, 18:00	0
4D	0.0001	0	03Jan2000, 16:12	0
4E	0.0008	0.2	03Jan2000, 18:00	0.4
4F	0.0002	0	03Jan2000, 18:00	0.1

4G	0.0002	0	03Jan2000, 16:12	0.1
4H	0.0003	0.1	03Jan2000, 18:00	0.1
4I	0.0009	0.2	03Jan2000, 18:00	0.4
4J	0.0003	0.1	03Jan2000, 18:00	0.1
4K	0.0002	0	03Jan2000, 18:00	0.1
4L	0.0002	0	03Jan2000, 18:00	0.1
4M	0.0001	0	03Jan2000, 16:12	0
4N	0.0016	0.3	03Jan2000, 18:00	0.7
5A	0.0123	2.7	03Jan2000, 18:00	5.2
6A	0.0122	2.6	03Jan2000, 18:00	5.1
7A	0.0002	0	03Jan2000, 18:00	0.1
7B	0.0025	0.5	03Jan2000, 18:00	1
7C	0.0016	0.3	03Jan2000, 18:00	0.7
7D	0.001	0.2	03Jan2000, 18:00	0.4
7E	0.0093	2	03Jan2000, 18:00	3.8
7F	0.00002	0	03Jan2000, 18:00	0
7G	0.00002	0	03Jan2000, 18:00	0
7H	0.00001	0	03Jan2000, 18:00	0
8A	0.0005	0.1	03Jan2000, 18:00	0.2
8B	0.0008	0.2	03Jan2000, 18:00	0.3
8C	0.0004	0.1	03Jan2000, 18:00	0.2
8D	0.0005	0.1	03Jan2000, 18:00	0.2
8E	0.0011	0.2	03Jan2000, 18:00	0.5
8F	0.0008	0.2	03Jan2000, 18:00	0.3
8G	0.0006	0.1	03Jan2000, 18:00	0.3
9A	0.002	0.4	03Jan2000, 18:00	0.9
9B	0.0015	0.3	03Jan2000, 18:00	0.6
9C	0.0013	0.3	03Jan2000, 18:00	0.6
9D	0.0036	0.8	03Jan2000, 18:00	1.6
9E	0.0008	0.2	03Jan2000, 18:00	0.3
9F	0.0002	0	03Jan2000, 18:00	0.1

HEC-HMS Modeling Results

Existing 100 Year Storm

100YR01HR				
Hydrologic Element	Drainage Area (MI2)	Peak Discharge (CFS)	Time of Peak	Volume (AC-FT)
DEP 1C	0.0027	9.1	01Jan2000, 00:24	0.5
DEP 1E	0.0071	16.9	01Jan2000, 00:39	1.3
DEP 11O	0.0032	8.4	01Jan2000, 00:27	0.6
DEP 11Q	0.0029	8.7	01Jan2000, 00:27	0.6
DEP 11S	0.005	12	01Jan2000, 00:30	0.9
DEP 5A	0.0123	29	01Jan2000, 00:33	2.2
DEP 6A	0.0122	29.8	01Jan2000, 00:30	2.1
DEP 7E	0.0093	20.2	01Jan2000, 00:33	1.6
Junction ML1	0.0017	4.5	01Jan2000, 00:33	0.3
Junction ML2	0.0097	29.6	01Jan2000, 00:27	1.8
Junction ML3	0.0105	31.9	01Jan2000, 00:27	1.9
Junction ML4	0.0158	47.5	01Jan2000, 00:24	3
Junction ML5	0.2514	797.3	01Jan2000, 00:30	48.3
Junction ML6	0.2527	798.5	01Jan2000, 00:30	48.5
Junction ML7	0.2535	800.7	01Jan2000, 00:30	48.7
Junction ML8	0.25614	808	01Jan2000, 00:30	49.2
Junction Q4	0.00844	23.9	01Jan2000, 00:27	1.4
Junction 2C-6	0.0005	1.9	01Jan2000, 00:15	0.1
Junction 1A	0.016	40.8	01Jan2000, 00:33	2.9
Junction 1B	0.0015	5.4	01Jan2000, 00:27	0.3
Junction 1C	0.0042	14.4	01Jan2000, 00:24	0.8
Junction 1D	0.0043	14.6	01Jan2000, 00:24	0.8
Junction 1E	0.0114	29.4	01Jan2000, 00:30	2.2
Junction 1F	0.0005	3	01Jan2000, 00:09	0.1
Junction 1G	0.0003	1.9	01Jan2000, 00:09	0.1
Junction 1H	0.0002	1.2	01Jan2000, 00:09	0
Junction 10A	0.0014	3.5	01Jan2000, 00:42	0.3
Junction 10B	0.0015	3.6	01Jan2000, 00:42	0.3
Junction 10C	0.0019	4.1	01Jan2000, 00:42	0.4
Junction 11A	0.0013	3.8	01Jan2000, 00:33	0.2
Junction 11AA	0.0066	29	01Jan2000, 00:21	1.3
Junction 11AB	0.0002	0.8	01Jan2000, 00:24	0
Junction 11AC	0.001	1.8	01Jan2000, 00:57	0.2
Junction 11AD	0.0003	1.8	01Jan2000, 00:09	0.1
Junction 11AE	0.0003	1.7	01Jan2000, 00:09	0.1
Junction 11AF	0.0005	1.7	01Jan2000, 00:33	0.1
Junction 11AG	0.00004	0.3	01Jan2000, 00:09	0
Junction 11AH	0.00264	8.1	01Jan2000, 00:36	0.6
Junction 11AI	0.1962	635.4	01Jan2000, 00:30	37.7
Junction 11AJ	0.1578	504	01Jan2000, 00:30	30.5
Junction 11AK	0.0432	133.8	01Jan2000, 00:30	7.6
Junction 11B	0.0004	2.2	01Jan2000, 00:12	0.1
Junction 11C	0.0084	28.7	01Jan2000, 00:27	1.5
Junction 11D	0.0099	32.4	01Jan2000, 00:27	1.8
Junction 11E	0.0006	1.9	01Jan2000, 00:30	0.1

100YR02HR				
Hydrologic Element	Drainage Area (MI2)	Peak Discharge (CFS)	Time of Peak	Volume (AC-FT)
DEP 1C	0.0027	7.6	01Jan2000, 00:36	0.7
DEP 1E	0.0071	16	01Jan2000, 00:48	1.7
DEP 11O	0.0032	7.5	01Jan2000, 00:39	0.7
DEP 11Q	0.0029	7.6	01Jan2000, 00:39	0.7
DEP 11S	0.005	11	01Jan2000, 00:42	1.2
DEP 5A	0.0123	26.6	01Jan2000, 00:45	2.8
DEP 6A	0.0122	27	01Jan2000, 00:42	2.7
DEP 7E	0.0093	18.7	01Jan2000, 00:45	2
Junction ML1	0.0017	4.1	01Jan2000, 00:36	0.4
Junction ML2	0.0097	25.9	01Jan2000, 00:36	2.3
Junction ML3	0.0105	27.9	01Jan2000, 00:36	2.5
Junction ML4	0.0158	42.1	01Jan2000, 00:33	3.8
Junction ML5	0.2514	691.1	01Jan2000, 00:39	60.7
Junction ML6	0.2527	692.6	01Jan2000, 00:39	61
Junction ML7	0.2535	694.7	01Jan2000, 00:39	61.2
Junction ML8	0.25614	701.6	01Jan2000, 00:39	61.8
Junction Q4	0.00844	20.9	01Jan2000, 00:36	1.8
Junction 2C-6	0.0005	1.6	01Jan2000, 00:24	0.1
Junction 1A	0.016	37.4	01Jan2000, 00:42	3.7
Junction 1B	0.0015	4.4	01Jan2000, 00:36	0.4
Junction 1C	0.0042	12	01Jan2000, 00:36	1
Junction 1D	0.0043	12.2	01Jan2000, 00:36	1
Junction 1E	0.0114	26.9	01Jan2000, 00:42	2.7
Junction 1F	0.0005	1.9	01Jan2000, 00:18	0.1
Junction 1G	0.0003	1.2	01Jan2000, 00:18	0.1
Junction 1H	0.0002	0.8	01Jan2000, 00:18	0.1
Junction 10A	0.0014	3.2	01Jan2000, 00:51	0.3
Junction 10B	0.0015	3.4	01Jan2000, 00:51	0.4
Junction 10C	0.0019	3.9	01Jan2000, 00:48	0.5
Junction 11A	0.0013	3.4	01Jan2000, 00:42	0.3
Junction 11AA	0.0066	21.8	01Jan2000, 00:30	1.6
Junction 11AB	0.0002	0.6	01Jan2000, 00:33	0
Junction 11AC	0.001	1.8	01Jan2000, 01:06	0.2
Junction 11AD	0.0003	1.2	01Jan2000, 00:18	0.1
Junction 11AE	0.0003	1.1	01Jan2000, 00:18	0.1
Junction 11AF	0.0005	1.5	01Jan2000, 00:39	0.1
Junction 11AG	0.00004	0.2	01Jan2000, 00:18	0
Junction 11AH	0.00264	7.2	01Jan2000, 00:45	0.7
Junction 11AI	0.1962	546.5	01Jan2000, 00:39	47.4
Junction 11AJ	0.1578	435.9	01Jan2000, 00:39	38.2
Junction 11AK	0.0432	114	01Jan2000, 00:39	9.6
Junction 11B	0.0004	1.5	01Jan2000, 00:18	0.1
Junction 11C	0.0084	23.8	01Jan2000, 00:36	2
Junction 11D	0.0099	27.4	01Jan2000, 00:36	2.3
Junction 11E	0.0006	1.6	01Jan2000, 00:39	0.1

Junction 11F	0.0034	10.7	01Jan2000, 00:27	0.6
Junction 11G	0.0004	1.3	01Jan2000, 00:30	0.1
Junction 11H	0.0002	0.7	01Jan2000, 00:30	0
Junction 11I	0.0002	1.2	01Jan2000, 00:09	0
Junction 11J	0.0009	2.8	01Jan2000, 00:33	0.2
Junction 11K	0.0116	37.5	01Jan2000, 00:27	2.2
Junction 11L	0.0034	11.3	01Jan2000, 00:27	0.6
Junction 11M	0.0012	6.2	01Jan2000, 00:15	0.2
Junction 11N	0.0001	0.6	01Jan2000, 00:09	0
Junction 11O	0.0032	8.4	01Jan2000, 00:27	0.6
Junction 11P	0.0007	2.2	01Jan2000, 00:33	0.1
Junction 11Q	0.0029	8.7	01Jan2000, 00:27	0.6
Junction 11R	0.0024	12.9	01Jan2000, 00:12	0.5
Junction 11S	0.0082	20.3	01Jan2000, 00:30	1.5
Junction 11T	0.0098	25.4	01Jan2000, 00:30	1.8
Junction 11U	0.0032	17.7	01Jan2000, 00:12	0.6
Junction 11V	0.001	4.3	01Jan2000, 00:21	0.2
Junction 11W	0.0016	7.6	01Jan2000, 00:21	0.3
Junction 11X	0.001	3.4	01Jan2000, 00:24	0.2
Junction 11Y	0.0003	1.8	01Jan2000, 00:09	0.1
Junction 11Z	0.2003	650.7	01Jan2000, 00:30	38.5
Junction 11-C1	0.0105	34.3	01Jan2000, 00:27	1.9
Junction 11-C2	0.0013	5.3	01Jan2000, 00:21	0.3
Junction 11-C3	0.2032	660.1	01Jan2000, 00:30	39.1
Junction 11-C4	0.2148	696.9	01Jan2000, 00:30	41.3
Junction 11-C5	0.2224	721.3	01Jan2000, 00:30	42.8
Junction 2A	0.0014	4.9	01Jan2000, 00:27	0.3
Junction 2B	0.0069	20.4	01Jan2000, 00:27	1.1
Junction 2C	0.00714	21.2	01Jan2000, 00:27	1.1
Junction 2C-1	0.00734	21.6	01Jan2000, 00:27	1.2
Junction 2C-2	0.00754	22	01Jan2000, 00:27	1.2
Junction 2C-3	0.00794	22.8	01Jan2000, 00:27	1.3
Junction 2C-4	0.00927	26	01Jan2000, 00:24	1.6
Junction 2C-5	0.00977	27.6	01Jan2000, 00:24	1.7
Junction 2C-7	0.00997	28.2	01Jan2000, 00:24	1.7
Junction 2C-8	0.01047	30.3	01Jan2000, 00:24	1.8
Junction 2C-9	0.01287	38.7	01Jan2000, 00:24	2.3
Junction 2D	0.0001	0.6	01Jan2000, 00:09	0
Junction 2E	0.0001	0.6	01Jan2000, 00:09	0
Junction 2F	0.0004	2.3	01Jan2000, 00:09	0.1
Junction 2G	0.0006	3.5	01Jan2000, 00:09	0.1
Junction 2H	0.0002	1.3	01Jan2000, 00:09	0
Junction 2I	0.0002	0.7	01Jan2000, 00:27	0
Junction 2J	0.0001	0.5	01Jan2000, 00:18	0
Junction 2K	0.0005	2.2	01Jan2000, 00:21	0.1
Junction 2L	0.0022	8.1	01Jan2000, 00:27	0.4
Junction 2M	0.00004	0.2	01Jan2000, 00:09	0
Junction 2N	0.0001	0.6	01Jan2000, 00:09	0
Junction 2O	0.0001	0.6	01Jan2000, 00:09	0

Junction 11F	0.0034	9.2	01Jan2000, 00:36	0.8
Junction 11G	0.0004	1.1	01Jan2000, 00:39	0.1
Junction 11H	0.0002	0.6	01Jan2000, 00:39	0.1
Junction 11I	0.0002	0.8	01Jan2000, 00:18	0.1
Junction 11J	0.0009	2.4	01Jan2000, 00:42	0.2
Junction 11K	0.0116	32	01Jan2000, 00:36	2.7
Junction 11L	0.0034	9.4	01Jan2000, 00:36	0.8
Junction 11M	0.0012	4.3	01Jan2000, 00:21	0.3
Junction 11N	0.0001	0.4	01Jan2000, 00:18	0
Junction 11O	0.0032	7.5	01Jan2000, 00:39	0.7
Junction 11P	0.0007	1.9	01Jan2000, 00:42	0.2
Junction 11Q	0.0029	7.6	01Jan2000, 00:39	0.7
Junction 11R	0.0024	8.8	01Jan2000, 00:21	0.6
Junction 11S	0.0082	18.4	01Jan2000, 00:42	1.9
Junction 11T	0.0098	22.7	01Jan2000, 00:42	2.3
Junction 11U	0.0032	11.7	01Jan2000, 00:18	0.8
Junction 11V	0.001	3.3	01Jan2000, 00:30	0.3
Junction 11W	0.0016	5.7	01Jan2000, 00:27	0.4
Junction 11X	0.001	2.8	01Jan2000, 00:36	0.2
Junction 11Y	0.0003	1.2	01Jan2000, 00:18	0.1
Junction 11Z	0.2003	559.2	01Jan2000, 00:39	48.4
Junction 11-C1	0.0105	29.1	01Jan2000, 00:36	2.5
Junction 11-C2	0.0013	4.3	01Jan2000, 00:30	0.3
Junction 11-C3	0.2032	567.5	01Jan2000, 00:39	49.2
Junction 11-C4	0.2148	599.2	01Jan2000, 00:39	51.9
Junction 11-C5	0.2224	620.6	01Jan2000, 00:39	53.7
Junction 2A	0.0014	4.1	01Jan2000, 00:36	0.3
Junction 2B	0.0069	17.2	01Jan2000, 00:36	1.4
Junction 2C	0.00714	17.9	01Jan2000, 00:36	1.5
Junction 2C-1	0.00734	18.3	01Jan2000, 00:36	1.5
Junction 2C-2	0.00754	18.8	01Jan2000, 00:36	1.6
Junction 2C-3	0.00794	19.7	01Jan2000, 00:36	1.7
Junction 2C-4	0.00927	22.9	01Jan2000, 00:30	2
Junction 2C-5	0.00977	24.5	01Jan2000, 00:30	2.1
Junction 2C-7	0.00997	25.1	01Jan2000, 00:30	2.2
Junction 2C-8	0.01047	26.8	01Jan2000, 00:30	2.3
Junction 2C-9	0.01287	33.8	01Jan2000, 00:30	2.9
Junction 2D	0.0001	0.4	01Jan2000, 00:18	0
Junction 2E	0.0001	0.4	01Jan2000, 00:18	0
Junction 2F	0.0004	1.5	01Jan2000, 00:18	0.1
Junction 2G	0.0006	2.3	01Jan2000, 00:18	0.2
Junction 2H	0.0002	0.8	01Jan2000, 00:18	0.1
Junction 2I	0.0002	0.6	01Jan2000, 00:36	0
Junction 2J	0.0001	0.4	01Jan2000, 00:24	0
Junction 2K	0.0005	1.7	01Jan2000, 00:30	0.1
Junction 2L	0.0022	6.7	01Jan2000, 00:36	0.5
Junction 2M	0.00004	0.2	01Jan2000, 00:18	0
Junction 2N	0.0001	0.4	01Jan2000, 00:18	0
Junction 2O	0.0001	0.4	01Jan2000, 00:18	0

Junction 2P	0.00824	23.5	01Jan2000, 00:27	1.4
Junction 2Q	0.0002	1.2	01Jan2000, 00:09	0
Junction 2R	0.00907	25.5	01Jan2000, 00:24	1.5
Junction 2S	0.0002	1.3	01Jan2000, 00:09	0
Junction 2T	0.0002	1.3	01Jan2000, 00:09	0
Junction 2U	0.0002	1.3	01Jan2000, 00:09	0
Junction 4A	0.0003	1.6	01Jan2000, 00:15	0.1
Junction 4B	0.0002	1.1	01Jan2000, 00:09	0
Junction 4C	0.0001	0.6	01Jan2000, 00:09	0
Junction 4C-1	0.0055	27.1	01Jan2000, 00:12	1.1
Junction 4C-10	0.0026	11.4	01Jan2000, 00:15	0.5
Junction 4C-11	0.0024	10.3	01Jan2000, 00:15	0.5
Junction 4C-2	0.0053	26	01Jan2000, 00:12	1.1
Junction 4C-3	0.0051	24.8	01Jan2000, 00:12	1
Junction 4C-4	0.0048	23.5	01Jan2000, 00:12	1
Junction 4C-5	0.0039	18.2	01Jan2000, 00:12	0.8
Junction 4C-6	0.0036	16.7	01Jan2000, 00:12	0.7
Junction 4C-7	0.0033	15.1	01Jan2000, 00:12	0.6
Junction 4C-8	0.0031	14	01Jan2000, 00:12	0.6
Junction 4C-9	0.0029	12.9	01Jan2000, 00:15	0.6
Junction 4D	0.0001	0.6	01Jan2000, 00:09	0
Junction 4E	0.0008	3.3	01Jan2000, 00:24	0.2
Junction 4F	0.0002	1.2	01Jan2000, 00:09	0
Junction 4G	0.0002	1.3	01Jan2000, 00:09	0
Junction 4H	0.0003	1.5	01Jan2000, 00:18	0.1
Junction 4I	0.0009	5.5	01Jan2000, 00:09	0.2
Junction 4J	0.0003	1.6	01Jan2000, 00:12	0.1
Junction 4K	0.0002	1.1	01Jan2000, 00:09	0
Junction 4L	0.0002	1.1	01Jan2000, 00:09	0
Junction 4M	0.0001	0.6	01Jan2000, 00:09	0
Junction 4N	0.0016	8.4	01Jan2000, 00:12	0.3
Junction 5A	0.0123	29	01Jan2000, 00:33	2.2
Junction 6A	0.0122	29.8	01Jan2000, 00:30	2.1
Junction 7A	0.0027	7.2	01Jan2000, 00:33	0.5
Junction 7B	0.0025	6.8	01Jan2000, 00:33	0.4
Junction 7C	0.0053	15.3	01Jan2000, 00:27	0.9
Junction 7D	0.001	3.5	01Jan2000, 00:24	0.2
Junction 7E	0.01465	34.8	01Jan2000, 00:30	2.5
Junction 7F	0.00005	0.3	01Jan2000, 00:09	0
Junction 7G	0.00002	0.1	01Jan2000, 00:09	0
Junction 7H	0.00003	0.2	01Jan2000, 00:09	0
Junction 8A	0.0005	1.5	01Jan2000, 00:27	0.1
Junction 8B	0.0013	4.1	01Jan2000, 00:27	0.2
Junction 8C	0.0017	5.3	01Jan2000, 00:27	0.3
Junction 8D	0.0022	6.9	01Jan2000, 00:27	0.4
Junction 8E	0.0033	10.5	01Jan2000, 00:27	0.6
Junction 8F	0.0041	12.7	01Jan2000, 00:27	0.7
Junction 8G	0.0006	3.3	01Jan2000, 00:12	0.1
Junction 9A	0.002	7	01Jan2000, 00:30	0.4

Junction 2P	0.00824	20.4	01Jan2000, 00:36	1.8
Junction 2Q	0.0002	0.8	01Jan2000, 00:18	0.1
Junction 2R	0.00907	22.4	01Jan2000, 00:36	2
Junction 2S	0.0002	0.8	01Jan2000, 00:18	0.1
Junction 2T	0.0002	0.8	01Jan2000, 00:18	0.1
Junction 2U	0.0002	0.8	01Jan2000, 00:18	0.1
Junction 4A	0.0003	1.1	01Jan2000, 00:21	0.1
Junction 4B	0.0002	0.7	01Jan2000, 00:18	0
Junction 4C	0.0001	0.4	01Jan2000, 00:18	0
Junction 4C-1	0.0055	19	01Jan2000, 00:18	1.4
Junction 4C-10	0.0026	8.5	01Jan2000, 00:24	0.6
Junction 4C-11	0.0024	7.8	01Jan2000, 00:24	0.6
Junction 4C-2	0.0053	18.2	01Jan2000, 00:18	1.3
Junction 4C-3	0.0051	17.4	01Jan2000, 00:18	1.3
Junction 4C-4	0.0048	16.4	01Jan2000, 00:18	1.2
Junction 4C-5	0.0039	13	01Jan2000, 00:24	1
Junction 4C-6	0.0036	12	01Jan2000, 00:24	0.9
Junction 4C-7	0.0033	10.9	01Jan2000, 00:24	0.8
Junction 4C-8	0.0031	10.2	01Jan2000, 00:24	0.8
Junction 4C-9	0.0029	9.5	01Jan2000, 00:24	0.7
Junction 4D	0.0001	0.4	01Jan2000, 00:18	0
Junction 4E	0.0008	2.6	01Jan2000, 00:30	0.2
Junction 4F	0.0002	0.8	01Jan2000, 00:18	0.1
Junction 4G	0.0002	0.8	01Jan2000, 00:18	0.1
Junction 4H	0.0003	1.1	01Jan2000, 00:24	0.1
Junction 4I	0.0009	3.5	01Jan2000, 00:18	0.2
Junction 4J	0.0003	1.1	01Jan2000, 00:18	0.1
Junction 4K	0.0002	0.7	01Jan2000, 00:18	0
Junction 4L	0.0002	0.7	01Jan2000, 00:18	0
Junction 4M	0.0001	0.4	01Jan2000, 00:18	0
Junction 4N	0.0016	5.6	01Jan2000, 00:18	0.4
Junction 5A	0.0123	26.6	01Jan2000, 00:45	2.8
Junction 6A	0.0122	27	01Jan2000, 00:42	2.7
Junction 7A	0.0027	6.4	01Jan2000, 00:42	0.6
Junction 7B	0.0025	6	01Jan2000, 00:42	0.5
Junction 7C	0.0053	13.5	01Jan2000, 00:36	1.2
Junction 7D	0.001	2.8	01Jan2000, 00:36	0.2
Junction 7E	0.01465	31.6	01Jan2000, 00:42	3.2
Junction 7F	0.00005	0.2	01Jan2000, 00:18	0
Junction 7G	0.00002	0.1	01Jan2000, 00:18	0
Junction 7H	0.00003	0.1	01Jan2000, 00:18	0
Junction 8A	0.0005	1.3	01Jan2000, 00:39	0.1
Junction 8B	0.0013	3.4	01Jan2000, 00:36	0.3
Junction 8C	0.0017	4.4	01Jan2000, 00:36	0.4
Junction 8D	0.0022	5.8	01Jan2000, 00:36	0.5
Junction 8E	0.0033	8.8	01Jan2000, 00:36	0.7
Junction 8F	0.0041	10.8	01Jan2000, 00:39	0.9
Junction 8G	0.0006	2.2	01Jan2000, 00:18	0.1
Junction 9A	0.002	5.9	01Jan2000, 00:39	0.5

Junction 9A-9C	0.0043	15.3	01Jan2000, 00:27	0.9
Junction 9B	0.0015	7.2	01Jan2000, 00:15	0.3
Junction 9B-9D	0.0094	36	01Jan2000, 00:15	1.8
Junction 9C	0.0033	12	01Jan2000, 00:27	0.7
Junction 9D	0.0036	19.2	01Jan2000, 00:12	0.7
Junction 9E	0.001	3.6	01Jan2000, 00:21	0.2
Junction 9E-9C	0.0043	15.3	01Jan2000, 00:27	0.9
Junction 9F	0.0002	1.2	01Jan2000, 00:09	0
Outlet 1	0.016	40.8	01Jan2000, 00:30	2.9
OUTLET 10	0.0019	4.1	01Jan2000, 00:39	0.4
OUTLET 11	0.25614	808	01Jan2000, 00:27	49.2
OUTLET 2	0.01287	38.7	01Jan2000, 00:21	2.3
OUTLET 3A	0.0005	3	01Jan2000, 00:09	0.1
OUTLET 3B	0.0005	2.6	01Jan2000, 00:15	0.1
OUTLET 4	0.0055	27.1	01Jan2000, 00:09	1.1
OUTLET 5	0.0123	29	01Jan2000, 00:30	2.2
OUTLET 6	0.0122	29.8	01Jan2000, 00:27	2.1
OUTLET 7	0.01465	34.8	01Jan2000, 00:27	2.5
OUTLET 8A	0.0041	12.7	01Jan2000, 00:24	0.7
OUTLET 8B	0.0006	3.3	01Jan2000, 00:09	0.1
OUTLET 9	0.0094	36	01Jan2000, 00:12	1.8
1A	0.0041	10.8	01Jan2000, 00:33	0.7
1B	0.0015	5.4	01Jan2000, 00:27	0.3
1C	0.0027	9.1	01Jan2000, 00:24	0.5
1D	0.0001	0.3	01Jan2000, 00:15	0
1E	0.0071	22	01Jan2000, 00:24	1.3
1F	0.0002	1.1	01Jan2000, 00:09	0
1G	0.0001	0.6	01Jan2000, 00:09	0
1H	0.0002	1.2	01Jan2000, 00:09	0
10A	0.0014	3.5	01Jan2000, 00:42	0.3
10B	0.0001	0.6	01Jan2000, 00:09	0
10C	0.0004	2.2	01Jan2000, 00:12	0.1
11A	0.0013	3.8	01Jan2000, 00:33	0.2
11AA	0.0066	29	01Jan2000, 00:21	1.3
11AB	0.0002	0.8	01Jan2000, 00:24	0
11AC	0.001	1.8	01Jan2000, 00:57	0.2
11AD	0.0003	1.8	01Jan2000, 00:09	0.1
11AE	0.0003	1.7	01Jan2000, 00:09	0.1
11AF	0.0005	1.7	01Jan2000, 00:33	0.1
11AG	0.00004	0.3	01Jan2000, 00:09	0
11AH	0.0026	8	01Jan2000, 00:36	0.5
11AI	0.0384	140.9	01Jan2000, 00:24	7.2
11AJ	0.1146	375.1	01Jan2000, 00:33	22.9
11AK	0.0432	133.8	01Jan2000, 00:30	7.6
11B	0.0004	2.2	01Jan2000, 00:12	0.1
11C	0.0084	28.7	01Jan2000, 00:27	1.5
11D	0.0009	4.7	01Jan2000, 00:12	0.2
11E	0.0006	1.9	01Jan2000, 00:30	0.1
11F	0.0032	10.4	01Jan2000, 00:30	0.6

Junction 9A-9C	0.0043	12.8	01Jan2000, 00:36	1.1
Junction 9B	0.0015	4.9	01Jan2000, 00:21	0.3
Junction 9B-9D	0.0094	28.6	01Jan2000, 00:27	2.3
Junction 9C	0.0033	10	01Jan2000, 00:36	0.8
Junction 9D	0.0036	13.1	01Jan2000, 00:21	0.9
Junction 9E	0.001	3	01Jan2000, 00:30	0.2
Junction 9E-9C	0.0043	12.8	01Jan2000, 00:36	1.1
Junction 9F	0.0002	0.8	01Jan2000, 00:18	0.1
Outlet 1	0.016	37.4	01Jan2000, 00:39	3.7
OUTLET 10	0.0019	3.9	01Jan2000, 00:45	0.4
OUTLET 11	0.25614	701.6	01Jan2000, 00:36	61.8
OUTLET 2	0.01287	33.8	01Jan2000, 00:27	2.9
OUTLET 3A	0.0005	2	01Jan2000, 00:15	0.1
OUTLET 3B	0.0005	1.8	01Jan2000, 00:21	0.1
OUTLET 4	0.0055	19	01Jan2000, 00:15	1.4
OUTLET 5	0.0123	26.6	01Jan2000, 00:42	2.8
OUTLET 6	0.0122	27	01Jan2000, 00:39	2.7
OUTLET 7	0.01465	31.6	01Jan2000, 00:39	3.2
OUTLET 8A	0.0041	10.8	01Jan2000, 00:36	0.9
OUTLET 8B	0.0006	2.2	01Jan2000, 00:15	0.1
OUTLET 9	0.0094	28.6	01Jan2000, 00:24	2.3
1A	0.0041	9.6	01Jan2000, 00:45	0.9
1B	0.0015	4.4	01Jan2000, 00:36	0.4
1C	0.0027	7.6	01Jan2000, 00:33	0.7
1D	0.0001	0.2	01Jan2000, 00:24	0
1E	0.0071	18.8	01Jan2000, 00:36	1.7
1F	0.0002	0.7	01Jan2000, 00:18	0
1G	0.0001	0.4	01Jan2000, 00:18	0
1H	0.0002	0.8	01Jan2000, 00:18	0.1
10A	0.0014	3.2	01Jan2000, 00:51	0.3
10B	0.0001	0.4	01Jan2000, 00:18	0
10C	0.0004	1.4	01Jan2000, 00:18	0.1
11A	0.0013	3.4	01Jan2000, 00:42	0.3
11AA	0.0066	21.8	01Jan2000, 00:30	1.6
11AB	0.0002	0.6	01Jan2000, 00:33	0
11AC	0.001	1.8	01Jan2000, 01:06	0.2
11AD	0.0003	1.2	01Jan2000, 00:18	0.1
11AE	0.0003	1.1	01Jan2000, 00:18	0.1
11AF	0.0005	1.5	01Jan2000, 00:39	0.1
11AG	0.00004	0.2	01Jan2000, 00:18	0
11AH	0.0026	7.2	01Jan2000, 00:45	0.7
11AI	0.0384	114.1	01Jan2000, 00:33	9.1
11AJ	0.1146	323.3	01Jan2000, 00:42	28.6
11AK	0.0432	114	01Jan2000, 00:39	9.6
11B	0.0004	1.5	01Jan2000, 00:18	0.1
11C	0.0084	23.8	01Jan2000, 00:36	2
11D	0.0009	3.1	01Jan2000, 00:18	0.2
11E	0.0006	1.6	01Jan2000, 00:39	0.1
11F	0.0032	8.8	01Jan2000, 00:39	0.7

11G	0.0004	1.3	01Jan2000, 00:30	0.1	11G	0.0004	1.1	01Jan2000, 00:39	0.1
11H	0.0002	0.7	01Jan2000, 00:30	0	11H	0.0002	0.6	01Jan2000, 00:39	0.1
11I	0.0002	1.2	01Jan2000, 00:09	0	11I	0.0002	0.8	01Jan2000, 00:18	0.1
11J	0.0009	2.8	01Jan2000, 00:33	0.2	11J	0.0009	2.4	01Jan2000, 00:42	0.2
11K	0.0002	0.7	01Jan2000, 00:30	0	11K	0.0002	0.6	01Jan2000, 00:39	0.1
11L	0.0034	11.3	01Jan2000, 00:27	0.6	11L	0.0034	9.4	01Jan2000, 00:36	0.8
11M	0.0012	6.2	01Jan2000, 00:15	0.2	11M	0.0012	4.3	01Jan2000, 00:21	0.3
11N	0.0001	0.6	01Jan2000, 00:09	0	11N	0.0001	0.4	01Jan2000, 00:18	0
11O	0.0032	8.4	01Jan2000, 00:27	0.6	11O	0.0032	7.5	01Jan2000, 00:39	0.7
11P	0.0007	2.2	01Jan2000, 00:33	0.1	11P	0.0007	1.9	01Jan2000, 00:42	0.2
11Q	0.0029	8.7	01Jan2000, 00:27	0.6	11Q	0.0029	7.6	01Jan2000, 00:36	0.7
11R	0.0024	12.9	01Jan2000, 00:12	0.5	11R	0.0024	8.8	01Jan2000, 00:21	0.6
11S	0.005	12	01Jan2000, 00:30	0.9	11S	0.005	11	01Jan2000, 00:42	1.2
11T	0.0016	5.1	01Jan2000, 00:30	0.3	11T	0.0016	4.4	01Jan2000, 00:39	0.4
11U	0.0032	17.7	01Jan2000, 00:12	0.6	11U	0.0032	11.7	01Jan2000, 00:18	0.8
11V	0.001	4.3	01Jan2000, 00:21	0.2	11V	0.001	3.3	01Jan2000, 00:30	0.3
11W	0.0016	7.6	01Jan2000, 00:21	0.3	11W	0.0016	5.7	01Jan2000, 00:27	0.4
11X	0.001	3.4	01Jan2000, 00:24	0.2	11X	0.001	2.8	01Jan2000, 00:36	0.2
11Y	0.0003	1.8	01Jan2000, 00:09	0.1	11Y	0.0003	1.2	01Jan2000, 00:18	0.1
11Z	0.0041	15.6	01Jan2000, 00:27	0.8	11Z	0.0041	12.8	01Jan2000, 00:36	1.1
2A	0.0014	4.9	01Jan2000, 00:27	0.3	2A	0.0014	4.1	01Jan2000, 00:36	0.3
2B	0.0069	20.4	01Jan2000, 00:27	1.1	2B	0.0069	17.2	01Jan2000, 00:36	1.4
2C	0.0002	0.8	01Jan2000, 00:21	0	2C	0.0002	0.6	01Jan2000, 00:33	0
2D	0.0001	0.6	01Jan2000, 00:09	0	2D	0.0001	0.4	01Jan2000, 00:18	0
2E	0.0001	0.6	01Jan2000, 00:09	0	2E	0.0001	0.4	01Jan2000, 00:18	0
2F	0.0004	2.3	01Jan2000, 00:09	0.1	2F	0.0004	1.5	01Jan2000, 00:18	0.1
2G	0.0006	3.5	01Jan2000, 00:09	0.1	2G	0.0006	2.3	01Jan2000, 00:18	0.2
2H	0.0002	1.3	01Jan2000, 00:09	0	2H	0.0002	0.8	01Jan2000, 00:18	0.1
2I	0.0002	0.7	01Jan2000, 00:27	0	2I	0.0002	0.6	01Jan2000, 00:36	0
2J	0.0001	0.5	01Jan2000, 00:18	0	2J	0.0001	0.4	01Jan2000, 00:24	0
2k	0.0005	2.2	01Jan2000, 00:21	0.1	2k	0.0005	1.7	01Jan2000, 00:30	0.1
2L	0.0008	3.2	01Jan2000, 00:24	0.2	2L	0.0008	2.6	01Jan2000, 00:33	0.2
2M	0.00004	0.2	01Jan2000, 00:09	0	2M	0.00004	0.2	01Jan2000, 00:18	0
2N	0.0001	0.6	01Jan2000, 00:09	0	2N	0.0001	0.4	01Jan2000, 00:18	0
2O	0.0001	0.6	01Jan2000, 00:09	0	2O	0.0001	0.4	01Jan2000, 00:18	0
2P	0.0003	1.8	01Jan2000, 00:09	0.1	2P	0.0003	1.2	01Jan2000, 00:18	0.1
2Q	0.0002	1.2	01Jan2000, 00:09	0	2Q	0.0002	0.8	01Jan2000, 00:18	0.1
2R	0.00003	0.2	01Jan2000, 00:09	0	2R	0.00003	0.1	01Jan2000, 00:18	0
2S	0.0002	1.3	01Jan2000, 00:09	0	2S	0.0002	0.8	01Jan2000, 00:18	0.1
2T	0.0002	1.3	01Jan2000, 00:09	0	2T	0.0002	0.8	01Jan2000, 00:18	0.1
2U	0.0002	1.3	01Jan2000, 00:09	0	2U	0.0002	0.8	01Jan2000, 00:18	0.1
3A	0.0005	3	01Jan2000, 00:12	0.1	3A	0.0005	2	01Jan2000, 00:18	0.1
3B	0.0005	2.6	01Jan2000, 00:18	0.1	3B	0.0005	1.8	01Jan2000, 00:24	0.1
4A	0.0003	1.6	01Jan2000, 00:15	0.1	4A	0.0003	1.1	01Jan2000, 00:21	0.1
4B	0.0002	1.1	01Jan2000, 00:09	0	4B	0.0002	0.7	01Jan2000, 00:18	0
4C	0.0001	0.6	01Jan2000, 00:09	0	4C	0.0001	0.4	01Jan2000, 00:18	0
4D	0.0001	0.6	01Jan2000, 00:09	0	4D	0.0001	0.4	01Jan2000, 00:18	0
4E	0.0008	3.3	01Jan2000, 00:24	0.2	4E	0.0008	2.6	01Jan2000, 00:30	0.2
4F	0.0002	1.2	01Jan2000, 00:09	0	4F	0.0002	0.8	01Jan2000, 00:18	0.1

4G	0.0002	1.3	01Jan2000, 00:09	0	4G	0.0002	0.8	01Jan2000, 00:18	0.1
4H	0.0003	1.5	01Jan2000, 00:18	0.1	4H	0.0003	1.1	01Jan2000, 00:24	0.1
4I	0.0009	5.5	01Jan2000, 00:09	0.2	4I	0.0009	3.5	01Jan2000, 00:18	0.2
4J	0.0003	1.6	01Jan2000, 00:12	0.1	4J	0.0003	1.1	01Jan2000, 00:18	0.1
4K	0.0002	1.1	01Jan2000, 00:09	0	4K	0.0002	0.7	01Jan2000, 00:18	0
4L	0.0002	1.1	01Jan2000, 00:09	0	4L	0.0002	0.7	01Jan2000, 00:18	0
4M	0.0001	0.6	01Jan2000, 00:09	0	4M	0.0001	0.4	01Jan2000, 00:18	0
4N	0.0016	8.4	01Jan2000, 00:12	0.3	4N	0.0016	5.6	01Jan2000, 00:18	0.4
5A	0.0123	29.3	01Jan2000, 00:30	2.2	5A	0.0123	26.7	01Jan2000, 00:42	2.8
6A	0.0122	30.3	01Jan2000, 00:27	2.1	6A	0.0122	27.2	01Jan2000, 00:39	2.7
7A	0.0002	1.1	01Jan2000, 00:09	0	7A	0.0002	0.7	01Jan2000, 00:18	0
7B	0.0025	6.8	01Jan2000, 00:33	0.4	7B	0.0025	6	01Jan2000, 00:42	0.5
7C	0.0016	6.6	01Jan2000, 00:21	0.3	7C	0.0016	5	01Jan2000, 00:30	0.4
7D	0.001	3.5	01Jan2000, 00:24	0.2	7D	0.001	2.8	01Jan2000, 00:36	0.2
7E	0.0093	20.2	01Jan2000, 00:30	1.6	7E	0.0093	18.8	01Jan2000, 00:45	2
7F	0.00002	0.1	01Jan2000, 00:09	0	7F	0.00002	0.1	01Jan2000, 00:18	0
7G	0.00002	0.1	01Jan2000, 00:09	0	7G	0.00002	0.1	01Jan2000, 00:18	0
7H	0.00001	0.1	01Jan2000, 00:09	0	7H	0.00001	0	01Jan2000, 00:18	0
8A	0.0005	1.5	01Jan2000, 00:27	0.1	8A	0.0005	1.3	01Jan2000, 00:39	0.1
8B	0.0008	2.5	01Jan2000, 00:27	0.1	8B	0.0008	2.1	01Jan2000, 00:36	0.2
8C	0.0004	1.2	01Jan2000, 00:27	0.1	8C	0.0004	1	01Jan2000, 00:39	0.1
8D	0.0005	1.7	01Jan2000, 00:27	0.1	8D	0.0005	1.4	01Jan2000, 00:36	0.1
8E	0.0011	3.6	01Jan2000, 00:27	0.2	8E	0.0011	3	01Jan2000, 00:39	0.3
8F	0.0008	2.4	01Jan2000, 00:33	0.1	8F	0.0008	2.1	01Jan2000, 00:42	0.2
8G	0.0006	3.3	01Jan2000, 00:12	0.1	8G	0.0006	2.2	01Jan2000, 00:18	0.1
9A	0.002	7	01Jan2000, 00:30	0.4	9A	0.002	5.9	01Jan2000, 00:39	0.5
9B	0.0015	7.2	01Jan2000, 00:15	0.3	9B	0.0015	4.9	01Jan2000, 00:21	0.3
9C	0.0013	5.4	01Jan2000, 00:24	0.3	9C	0.0013	4.2	01Jan2000, 00:33	0.3
9D	0.0036	19.2	01Jan2000, 00:12	0.7	9D	0.0036	13.1	01Jan2000, 00:21	0.9
9E	0.0008	3	01Jan2000, 00:24	0.1	9E	0.0008	2.4	01Jan2000, 00:33	0.2
9F	0.0002	1.2	01Jan2000, 00:09	0	9F	0.0002	0.8	01Jan2000, 00:18	0.1 ;

100YR03HR				
Hydrologic Element	Drainage Area (MI2)	Peak Discharge (CFS)	Time of Peak	Volume (AC-FT)
DEP 1C	0.0027	6.3	01Jan2000, 00:45	0.7
DEP 1E	0.0071	14.1	01Jan2000, 01:00	1.9
DEP 11O	0.0032	6.4	01Jan2000, 00:48	0.8
DEP 11Q	0.0029	6.4	01Jan2000, 00:48	0.8
DEP 11S	0.005	9.6	01Jan2000, 00:54	1.3
DEP 5A	0.0123	23.2	01Jan2000, 00:54	3.1
DEP 6A	0.0122	23.3	01Jan2000, 00:54	3
DEP 7E	0.0093	16.5	01Jan2000, 00:57	2.3
Junction ML1	0.0017	3.6	01Jan2000, 00:48	0.4
Junction ML2	0.0097	21.5	01Jan2000, 00:42	2.5
Junction ML3	0.0105	23.2	01Jan2000, 00:42	2.7
Junction ML4	0.0158	35.3	01Jan2000, 00:42	4.2
Junction ML5	0.2514	573.4	01Jan2000, 00:48	67.5
Junction ML6	0.2527	575	01Jan2000, 00:48	67.9
Junction ML7	0.2535	576.8	01Jan2000, 00:48	68.1
Junction ML8	0.25614	582.9	01Jan2000, 00:48	68.9
Junction Q4	0.00844	17.3	01Jan2000, 00:42	2
Junction 2C-6	0.0005	1.3	01Jan2000, 00:30	0.1
Junction 1A	0.016	32.3	01Jan2000, 00:51	4.2
Junction 1B	0.0015	3.6	01Jan2000, 00:42	0.4
Junction 1C	0.0042	9.8	01Jan2000, 00:45	1.1
Junction 1D	0.0043	10	01Jan2000, 00:42	1.2
Junction 1E	0.0114	23.3	01Jan2000, 00:51	3
Junction 1F	0.0005	1.4	01Jan2000, 00:21	0.1
Junction 1G	0.0003	0.9	01Jan2000, 00:21	0.1
Junction 1H	0.0002	0.6	01Jan2000, 00:18	0.1
Junction 10A	0.0014	2.8	01Jan2000, 01:00	0.4
Junction 10B	0.0015	3	01Jan2000, 01:00	0.4
Junction 10C	0.0019	3.6	01Jan2000, 01:00	0.5
Junction 11A	0.0013	2.8	01Jan2000, 00:51	0.3
Junction 11AA	0.0066	17	01Jan2000, 00:36	1.8
Junction 11AB	0.0002	0.5	01Jan2000, 00:42	0.1
Junction 11AC	0.001	1.6	01Jan2000, 01:18	0.2
Junction 11AD	0.0003	0.8	01Jan2000, 00:30	0.1
Junction 11AE	0.0003	0.8	01Jan2000, 00:30	0.1
Junction 11AF	0.0005	1.2	01Jan2000, 00:48	0.1
Junction 11AG	0.00004	0.1	01Jan2000, 00:18	0
Junction 11AH	0.00264	6.1	01Jan2000, 00:54	0.8
Junction 11AI	0.1962	451.8	01Jan2000, 00:48	52.7
Junction 11AJ	0.1578	362.2	01Jan2000, 00:48	42.6
Junction 11AK	0.0432	93.7	01Jan2000, 00:48	10.8
Junction 11B	0.0004	1.1	01Jan2000, 00:30	0.1
Junction 11C	0.0084	19.3	01Jan2000, 00:45	2.2
Junction 11D	0.0099	22.4	01Jan2000, 00:45	2.6
Junction 11E	0.0006	1.3	01Jan2000, 00:48	0.2

100YR06HR				
Hydrologic Element	Drainage Area (MI2)	Peak Discharge (CFS)	Time of Peak	Volume (AC-FT)
DEP 1C	0.0027	4.2	01Jan2000, 01:06	0.9
DEP 1E	0.0071	10.1	01Jan2000, 01:24	2.2
DEP 11O	0.0032	4.4	01Jan2000, 01:21	1
DEP 11Q	0.0029	4.4	01Jan2000, 01:09	1
DEP 11S	0.005	6.9	01Jan2000, 01:24	1.6
DEP 5A	0.0123	16.5	01Jan2000, 01:24	3.7
DEP 6A	0.0122	16.4	01Jan2000, 01:24	3.6
DEP 7E	0.0093	12	01Jan2000, 01:27	2.7
Junction ML1	0.0017	2.4	01Jan2000, 01:15	0.5
Junction ML2	0.0097	14.2	01Jan2000, 01:06	3
Junction ML3	0.0105	15.4	01Jan2000, 01:09	3.3
Junction ML4	0.0158	23.5	01Jan2000, 01:00	5
Junction ML5	0.2514	379.4	01Jan2000, 01:09	80
Junction ML6	0.2527	380.8	01Jan2000, 01:09	80.4
Junction ML7	0.2535	382	01Jan2000, 01:09	80.7
Junction ML8	0.25614	386.1	01Jan2000, 01:09	81.6
Junction Q4	0.00844	11.5	01Jan2000, 01:09	2.4
Junction 2C-6	0.0005	0.8	01Jan2000, 01:00	0.2
Junction 1A	0.016	22.5	01Jan2000, 01:18	4.9
Junction 1B	0.0015	2.3	01Jan2000, 01:06	0.5
Junction 1C	0.0042	6.5	01Jan2000, 01:06	1.3
Junction 1D	0.0043	6.6	01Jan2000, 01:06	1.4
Junction 1E	0.0114	16.3	01Jan2000, 01:18	3.6
Junction 1F	0.0005	0.8	01Jan2000, 00:39	0.2
Junction 1G	0.0003	0.5	01Jan2000, 00:39	0.1
Junction 1H	0.0002	0.3	01Jan2000, 00:39	0.1
Junction 10A	0.0014	2	01Jan2000, 01:27	0.4
Junction 10B	0.0015	2.1	01Jan2000, 01:21	0.5
Junction 10C	0.0019	2.7	01Jan2000, 01:18	0.6
Junction 11A	0.0013	1.9	01Jan2000, 01:15	0.4
Junction 11AA	0.0066	10.5	01Jan2000, 01:00	2.1
Junction 11AB	0.0002	0.3	01Jan2000, 01:06	0.1
Junction 11AC	0.001	1.2	01Jan2000, 01:45	0.3
Junction 11AD	0.0003	0.5	01Jan2000, 00:39	0.1
Junction 11AE	0.0003	0.5	01Jan2000, 01:00	0.1
Junction 11AF	0.0005	0.8	01Jan2000, 01:09	0.2
Junction 11AG	0.00004	0.1	01Jan2000, 00:33	0
Junction 11AH	0.00264	4.2	01Jan2000, 01:15	0.9
Junction 11AI	0.1962	297.7	01Jan2000, 01:09	62.5
Junction 11AJ	0.1578	239.4	01Jan2000, 01:09	50.4
Junction 11AK	0.0432	61.5	01Jan2000, 01:09	12.9
Junction 11B	0.0004	0.6	01Jan2000, 01:00	0.1
Junction 11C	0.0084	12.5	01Jan2000, 01:09	2.6
Junction 11D	0.0099	14.7	01Jan2000, 01:06	3.1
Junction 11E	0.0006	0.9	01Jan2000, 01:12	0.2

Junction 11F	0.0034	7.6	01Jan2000, 00:48	0.9
Junction 11G	0.0004	0.9	01Jan2000, 00:48	0.1
Junction 11H	0.0002	0.5	01Jan2000, 00:45	0.1
Junction 11I	0.0002	0.6	01Jan2000, 00:30	0.1
Junction 11J	0.0009	2	01Jan2000, 00:51	0.2
Junction 11K	0.0116	26.3	01Jan2000, 00:45	3
Junction 11L	0.0034	7.7	01Jan2000, 00:45	0.9
Junction 11M	0.0012	3.2	01Jan2000, 00:30	0.3
Junction 11N	0.0001	0.3	01Jan2000, 00:21	0
Junction 11O	0.0032	6.4	01Jan2000, 00:48	0.8
Junction 11P	0.0007	1.6	01Jan2000, 00:51	0.2
Junction 11Q	0.0029	6.4	01Jan2000, 00:48	0.8
Junction 11R	0.0024	6.6	01Jan2000, 00:30	0.7
Junction 11S	0.0082	15.9	01Jan2000, 00:51	2.1
Junction 11T	0.0098	19.6	01Jan2000, 00:51	2.6
Junction 11U	0.0032	8.7	01Jan2000, 00:30	0.9
Junction 11V	0.001	2.6	01Jan2000, 00:36	0.3
Junction 11W	0.0016	4.4	01Jan2000, 00:33	0.5
Junction 11X	0.001	2.2	01Jan2000, 00:45	0.2
Junction 11Y	0.0003	0.8	01Jan2000, 00:21	0.1
Junction 11Z	0.2003	462	01Jan2000, 00:48	53.9
Junction 11-C1	0.0105	23.8	01Jan2000, 00:45	2.7
Junction 11-C2	0.0013	3.4	01Jan2000, 00:36	0.4
Junction 11-C3	0.2032	468.9	01Jan2000, 00:48	54.7
Junction 11-C4	0.2148	495	01Jan2000, 00:48	57.8
Junction 11-C5	0.2224	512.6	01Jan2000, 00:48	59.8
Junction 2A	0.0014	3.4	01Jan2000, 00:45	0.4
Junction 2B	0.0069	14.1	01Jan2000, 00:48	1.6
Junction 2C	0.00714	14.6	01Jan2000, 00:48	1.7
Junction 2C-1	0.00734	15	01Jan2000, 00:45	1.7
Junction 2C-2	0.00754	15.4	01Jan2000, 00:45	1.8
Junction 2C-3	0.00794	16.2	01Jan2000, 00:45	1.9
Junction 2C-4	0.00927	19.2	01Jan2000, 00:39	2.3
Junction 2C-5	0.00977	20.4	01Jan2000, 00:39	2.4
Junction 2C-7	0.00997	20.9	01Jan2000, 00:39	2.5
Junction 2C-8	0.01047	22.2	01Jan2000, 00:39	2.6
Junction 2C-9	0.01287	28	01Jan2000, 00:39	3.3
Junction 2D	0.0001	0.3	01Jan2000, 00:21	0
Junction 2E	0.0001	0.3	01Jan2000, 00:30	0
Junction 2F	0.0004	1.1	01Jan2000, 00:30	0.1
Junction 2G	0.0006	1.7	01Jan2000, 00:30	0.2
Junction 2H	0.0002	0.6	01Jan2000, 00:18	0.1
Junction 2I	0.0002	0.5	01Jan2000, 00:42	0.1
Junction 2J	0.0001	0.3	01Jan2000, 00:33	0
Junction 2K	0.0005	1.3	01Jan2000, 00:36	0.1
Junction 2L	0.0022	5.4	01Jan2000, 00:45	0.6
Junction 2M	0.00004	0.1	01Jan2000, 00:30	0
Junction 2N	0.0001	0.3	01Jan2000, 00:30	0
Junction 2O	0.0001	0.3	01Jan2000, 00:30	0

Junction 11F	0.0034	5	01Jan2000, 01:09	1.1
Junction 11G	0.0004	0.6	01Jan2000, 01:12	0.1
Junction 11H	0.0002	0.3	01Jan2000, 01:06	0.1
Junction 11I	0.0002	0.3	01Jan2000, 00:39	0.1
Junction 11J	0.0009	1.4	01Jan2000, 01:12	0.3
Junction 11K	0.0116	17.2	01Jan2000, 01:09	3.6
Junction 11L	0.0034	5	01Jan2000, 01:09	1
Junction 11M	0.0012	1.9	01Jan2000, 01:00	0.4
Junction 11N	0.0001	0.2	01Jan2000, 00:39	0
Junction 11O	0.0032	4.4	01Jan2000, 01:21	1
Junction 11P	0.0007	1	01Jan2000, 01:12	0.2
Junction 11Q	0.0029	4.4	01Jan2000, 01:09	1
Junction 11R	0.0024	3.9	01Jan2000, 01:00	0.8
Junction 11S	0.0082	11.3	01Jan2000, 01:21	2.6
Junction 11T	0.0098	13.7	01Jan2000, 01:21	3.1
Junction 11U	0.0032	5.2	01Jan2000, 01:00	1
Junction 11V	0.001	1.6	01Jan2000, 01:00	0.3
Junction 11W	0.0016	2.7	01Jan2000, 00:48	0.5
Junction 11X	0.001	1.4	01Jan2000, 01:06	0.3
Junction 11Y	0.0003	0.5	01Jan2000, 00:39	0.1
Junction 11Z	0.2003	304.3	01Jan2000, 01:09	63.8
Junction 11-C1	0.0105	15.6	01Jan2000, 01:09	3.3
Junction 11-C2	0.0013	2.1	01Jan2000, 01:00	0.4
Junction 11-C3	0.2032	308.9	01Jan2000, 01:09	64.8
Junction 11-C4	0.2148	326.1	01Jan2000, 01:09	68.4
Junction 11-C5	0.2224	337.7	01Jan2000, 01:09	70.8
Junction 2A	0.0014	2.2	01Jan2000, 01:06	0.5
Junction 2B	0.0069	9.2	01Jan2000, 01:09	1.9
Junction 2C	0.00714	9.6	01Jan2000, 01:09	2
Junction 2C-1	0.00734	9.9	01Jan2000, 01:09	2.1
Junction 2C-2	0.00754	10.1	01Jan2000, 01:09	2.1
Junction 2C-3	0.00794	10.7	01Jan2000, 01:09	2.3
Junction 2C-4	0.00927	12.7	01Jan2000, 01:00	2.7
Junction 2C-5	0.00977	13.5	01Jan2000, 01:00	2.9
Junction 2C-7	0.00997	13.8	01Jan2000, 01:00	3
Junction 2C-8	0.01047	14.6	01Jan2000, 01:00	3.1
Junction 2C-9	0.01287	18.4	01Jan2000, 01:00	3.9
Junction 2D	0.0001	0.2	01Jan2000, 00:39	0
Junction 2E	0.0001	0.2	01Jan2000, 00:39	0
Junction 2F	0.0004	0.7	01Jan2000, 01:00	0.1
Junction 2G	0.0006	1	01Jan2000, 00:39	0.2
Junction 2H	0.0002	0.3	01Jan2000, 00:39	0.1
Junction 2I	0.0002	0.3	01Jan2000, 01:06	0.1
Junction 2J	0.0001	0.2	01Jan2000, 00:45	0
Junction 2K	0.0005	0.8	01Jan2000, 01:00	0.2
Junction 2L	0.0022	3.5	01Jan2000, 01:06	0.7
Junction 2M	0.00004	0.1	01Jan2000, 01:00	0
Junction 2N	0.0001	0.2	01Jan2000, 01:00	0
Junction 2O	0.0001	0.2	01Jan2000, 01:00	0

Junction 2P	0.00824	16.8	01Jan2000, 00:45	2
Junction 2Q	0.0002	0.6	01Jan2000, 00:21	0.1
Junction 2R	0.00907	18.7	01Jan2000, 00:42	2.2
Junction 2S	0.0002	0.6	01Jan2000, 00:18	0.1
Junction 2T	0.0002	0.6	01Jan2000, 00:18	0.1
Junction 2U	0.0002	0.6	01Jan2000, 00:18	0.1
Junction 4A	0.0003	0.8	01Jan2000, 00:30	0.1
Junction 4B	0.0002	0.5	01Jan2000, 00:30	0.1
Junction 4C	0.0001	0.3	01Jan2000, 00:30	0
Junction 4C-1	0.0055	14.7	01Jan2000, 00:30	1.5
Junction 4C-10	0.0026	6.7	01Jan2000, 00:30	0.7
Junction 4C-11	0.0024	6.1	01Jan2000, 00:30	0.6
Junction 4C-2	0.0053	14.2	01Jan2000, 00:30	1.5
Junction 4C-3	0.0051	13.6	01Jan2000, 00:30	1.4
Junction 4C-4	0.0048	12.8	01Jan2000, 00:30	1.3
Junction 4C-5	0.0039	10.2	01Jan2000, 00:30	1.1
Junction 4C-6	0.0036	9.4	01Jan2000, 00:30	1
Junction 4C-7	0.0033	8.6	01Jan2000, 00:30	0.9
Junction 4C-8	0.0031	8.1	01Jan2000, 00:30	0.8
Junction 4C-9	0.0029	7.5	01Jan2000, 00:30	0.8
Junction 4D	0.0001	0.3	01Jan2000, 00:18	0
Junction 4E	0.0008	2.1	01Jan2000, 00:39	0.2
Junction 4F	0.0002	0.6	01Jan2000, 00:21	0.1
Junction 4G	0.0002	0.6	01Jan2000, 00:18	0.1
Junction 4H	0.0003	0.8	01Jan2000, 00:33	0.1
Junction 4I	0.0009	2.6	01Jan2000, 00:21	0.3
Junction 4J	0.0003	0.8	01Jan2000, 00:30	0.1
Junction 4K	0.0002	0.5	01Jan2000, 00:30	0.1
Junction 4L	0.0002	0.5	01Jan2000, 00:30	0.1
Junction 4M	0.0001	0.3	01Jan2000, 00:18	0
Junction 4N	0.0016	4.2	01Jan2000, 00:30	0.4
Junction 5A	0.0123	23.2	01Jan2000, 00:54	3.1
Junction 6A	0.0122	23.3	01Jan2000, 00:54	3
Junction 7A	0.0027	5.5	01Jan2000, 00:51	0.7
Junction 7B	0.0025	5.1	01Jan2000, 00:54	0.6
Junction 7C	0.0053	11.2	01Jan2000, 00:45	1.3
Junction 7D	0.001	2.3	01Jan2000, 00:42	0.3
Junction 7E	0.01465	27.3	01Jan2000, 00:51	3.6
Junction 7F	0.00005	0.1	01Jan2000, 00:21	0
Junction 7G	0.00002	0.1	01Jan2000, 00:18	0
Junction 7H	0.00003	0.1	01Jan2000, 00:18	0
Junction 8A	0.0005	1.1	01Jan2000, 00:48	0.1
Junction 8B	0.0013	2.8	01Jan2000, 00:45	0.3
Junction 8C	0.0017	3.6	01Jan2000, 00:48	0.4
Junction 8D	0.0022	4.7	01Jan2000, 00:45	0.5
Junction 8E	0.0033	7.2	01Jan2000, 00:45	0.8
Junction 8F	0.0041	8.9	01Jan2000, 00:48	1
Junction 8G	0.0006	1.6	01Jan2000, 00:30	0.2
Junction 9A	0.002	4.8	01Jan2000, 00:45	0.6

Junction 2P	0.00824	11.2	01Jan2000, 01:09	2.4
Junction 2Q	0.0002	0.3	01Jan2000, 00:39	0.1
Junction 2R	0.00907	12.4	01Jan2000, 01:09	2.6
Junction 2S	0.0002	0.3	01Jan2000, 00:33	0.1
Junction 2T	0.0002	0.3	01Jan2000, 00:33	0.1
Junction 2U	0.0002	0.3	01Jan2000, 00:39	0.1
Junction 4A	0.0003	0.5	01Jan2000, 01:00	0.1
Junction 4B	0.0002	0.3	01Jan2000, 01:00	0.1
Junction 4C	0.0001	0.2	01Jan2000, 00:39	0
Junction 4C-1	0.0055	8.9	01Jan2000, 01:00	1.8
Junction 4C-10	0.0026	4.1	01Jan2000, 01:00	0.8
Junction 4C-11	0.0024	3.8	01Jan2000, 01:00	0.8
Junction 4C-2	0.0053	8.6	01Jan2000, 01:00	1.7
Junction 4C-3	0.0051	8.2	01Jan2000, 01:00	1.7
Junction 4C-4	0.0048	7.7	01Jan2000, 01:00	1.6
Junction 4C-5	0.0039	6.2	01Jan2000, 01:00	1.3
Junction 4C-6	0.0036	5.7	01Jan2000, 01:00	1.2
Junction 4C-7	0.0033	5.3	01Jan2000, 01:00	1.1
Junction 4C-8	0.0031	4.9	01Jan2000, 01:00	1
Junction 4C-9	0.0029	4.6	01Jan2000, 01:00	0.9
Junction 4D	0.0001	0.2	01Jan2000, 00:33	0
Junction 4E	0.0008	1.3	01Jan2000, 01:03	0.3
Junction 4F	0.0002	0.3	01Jan2000, 00:39	0.1
Junction 4G	0.0002	0.3	01Jan2000, 00:33	0.1
Junction 4H	0.0003	0.5	01Jan2000, 00:45	0.1
Junction 4I	0.0009	1.5	01Jan2000, 00:39	0.3
Junction 4J	0.0003	0.5	01Jan2000, 01:00	0.1
Junction 4K	0.0002	0.3	01Jan2000, 01:00	0.1
Junction 4L	0.0002	0.3	01Jan2000, 01:00	0.1
Junction 4M	0.0001	0.2	01Jan2000, 00:33	0
Junction 4N	0.0016	2.5	01Jan2000, 01:00	0.5
Junction 5A	0.0123	16.5	01Jan2000, 01:24	3.7
Junction 6A	0.0122	16.4	01Jan2000, 01:24	3.6
Junction 7A	0.0027	3.7	01Jan2000, 01:18	0.8
Junction 7B	0.0025	3.4	01Jan2000, 01:18	0.7
Junction 7C	0.0053	7.5	01Jan2000, 01:06	1.6
Junction 7D	0.001	1.5	01Jan2000, 01:06	0.3
Junction 7E	0.01465	19.3	01Jan2000, 01:21	4.4
Junction 7F	0.00005	0.1	01Jan2000, 00:39	0
Junction 7G	0.00002	0	01Jan2000, 00:39	0
Junction 7H	0.00003	0.1	01Jan2000, 00:39	0
Junction 8A	0.0005	0.7	01Jan2000, 01:09	0.1
Junction 8B	0.0013	1.8	01Jan2000, 01:09	0.4
Junction 8C	0.0017	2.4	01Jan2000, 01:09	0.5
Junction 8D	0.0022	3.1	01Jan2000, 01:09	0.6
Junction 8E	0.0033	4.7	01Jan2000, 01:09	1
Junction 8F	0.0041	5.8	01Jan2000, 01:09	1.2
Junction 8G	0.0006	1	01Jan2000, 01:00	0.2
Junction 9A	0.002	3.1	01Jan2000, 01:09	0.7

Junction 9A-9C	0.0043	10.4	01Jan2000, 00:42	1.2
Junction 9B	0.0015	3.8	01Jan2000, 00:30	0.4
Junction 9B-9D	0.0094	22.9	01Jan2000, 00:33	2.6
Junction 9C	0.0033	8.1	01Jan2000, 00:42	0.9
Junction 9D	0.0036	9.8	01Jan2000, 00:30	1
Junction 9E	0.001	2.4	01Jan2000, 00:39	0.3
Junction 9E-9C	0.0043	10.4	01Jan2000, 00:42	1.2
Junction 9F	0.0002	0.6	01Jan2000, 00:21	0.1
Outlet 1	0.016	32.3	01Jan2000, 00:48	4.2
OUTLET 10	0.0019	3.6	01Jan2000, 00:57	0.5
OUTLET 11	0.25614	582.9	01Jan2000, 00:45	68.8
OUTLET 2	0.01287	28	01Jan2000, 00:36	3.3
OUTLET 3A	0.0005	1.4	01Jan2000, 00:18	0.1
OUTLET 3B	0.0005	1.4	01Jan2000, 00:27	0.1
OUTLET 4	0.0055	14.7	01Jan2000, 00:27	1.5
OUTLET 5	0.0123	23.2	01Jan2000, 00:51	3.1
OUTLET 6	0.0122	23.3	01Jan2000, 00:51	3
OUTLET 7	0.01465	27.3	01Jan2000, 00:48	3.6
OUTLET 8A	0.0041	8.9	01Jan2000, 00:45	1
OUTLET 8B	0.0006	1.6	01Jan2000, 00:27	0.2
OUTLET 9	0.0094	22.9	01Jan2000, 00:30	2.6
1A	0.0041	8.1	01Jan2000, 00:54	1
1B	0.0015	3.6	01Jan2000, 00:42	0.4
1C	0.0027	6.3	01Jan2000, 00:42	0.7
1D	0.0001	0.2	01Jan2000, 00:39	0
1E	0.0071	15.7	01Jan2000, 00:45	1.9
1F	0.0002	0.5	01Jan2000, 00:30	0.1
1G	0.0001	0.3	01Jan2000, 00:21	0
1H	0.0002	0.6	01Jan2000, 00:18	0.1
10A	0.0014	2.8	01Jan2000, 01:00	0.4
10B	0.0001	0.3	01Jan2000, 00:18	0
10C	0.0004	1.1	01Jan2000, 00:30	0.1
11A	0.0013	2.8	01Jan2000, 00:51	0.3
11AA	0.0066	17	01Jan2000, 00:36	1.8
11AB	0.0002	0.5	01Jan2000, 00:42	0.1
11AC	0.001	1.6	01Jan2000, 01:18	0.2
11AD	0.0003	0.8	01Jan2000, 00:30	0.1
11AE	0.0003	0.8	01Jan2000, 00:30	0.1
11AF	0.0005	1.2	01Jan2000, 00:48	0.1
11AG	0.00004	0.1	01Jan2000, 00:18	0
11AH	0.0026	6.1	01Jan2000, 00:54	0.8
11AI	0.0384	91.6	01Jan2000, 00:42	10.2
11AJ	0.1146	268.5	01Jan2000, 00:48	31.8
11AK	0.0432	93.7	01Jan2000, 00:48	10.8
11B	0.0004	1.1	01Jan2000, 00:30	0.1
11C	0.0084	19.3	01Jan2000, 00:45	2.2
11D	0.0009	2.4	01Jan2000, 00:30	0.2
11E	0.0006	1.3	01Jan2000, 00:48	0.2
11F	0.0032	7.2	01Jan2000, 00:48	0.8

Junction 9A-9C	0.0043	6.7	01Jan2000, 01:03	1.4
Junction 9B	0.0015	2.3	01Jan2000, 01:00	0.5
Junction 9B-9D	0.0094	14.8	01Jan2000, 01:00	3
Junction 9C	0.0033	5.2	01Jan2000, 01:06	1.1
Junction 9D	0.0036	5.8	01Jan2000, 01:00	1.2
Junction 9E	0.001	1.5	01Jan2000, 01:00	0.3
Junction 9E-9C	0.0043	6.7	01Jan2000, 01:03	1.4
Junction 9F	0.0002	0.3	01Jan2000, 00:39	0.1
Outlet 1	0.016	22.5	01Jan2000, 01:15	4.9
OUTLET 10	0.0019	2.7	01Jan2000, 01:15	0.6
OUTLET 11	0.25614	386.1	01Jan2000, 01:06	81.6
OUTLET 2	0.01287	18.4	01Jan2000, 00:57	3.9
OUTLET 3A	0.0005	0.9	01Jan2000, 00:36	0.2
OUTLET 3B	0.0005	0.8	01Jan2000, 00:42	0.2
OUTLET 4	0.0055	8.9	01Jan2000, 00:57	1.8
OUTLET 5	0.0123	16.5	01Jan2000, 01:21	3.7
OUTLET 6	0.0122	16.4	01Jan2000, 01:21	3.6
OUTLET 7	0.01465	19.3	01Jan2000, 01:18	4.4
OUTLET 8A	0.0041	5.8	01Jan2000, 01:06	1.2
OUTLET 8B	0.0006	1	01Jan2000, 00:57	0.2
OUTLET 9	0.0094	14.8	01Jan2000, 00:57	3
1A	0.0041	5.5	01Jan2000, 01:21	1.2
1B	0.0015	2.3	01Jan2000, 01:06	0.5
1C	0.0027	4.2	01Jan2000, 01:03	0.9
1D	0.0001	0.1	01Jan2000, 01:00	0
1E	0.0071	10.5	01Jan2000, 01:06	2.2
1F	0.0002	0.3	01Jan2000, 01:00	0.1
1G	0.0001	0.2	01Jan2000, 00:39	0
1H	0.0002	0.3	01Jan2000, 00:39	0.1
10A	0.0014	2	01Jan2000, 01:27	0.4
10B	0.0001	0.2	01Jan2000, 00:33	0
10C	0.0004	0.6	01Jan2000, 01:00	0.1
11A	0.0013	1.9	01Jan2000, 01:15	0.4
11AA	0.0066	10.5	01Jan2000, 01:00	2.1
11AB	0.0002	0.3	01Jan2000, 01:06	0.1
11AC	0.001	1.2	01Jan2000, 01:45	0.3
11AD	0.0003	0.5	01Jan2000, 00:39	0.1
11AE	0.0003	0.5	01Jan2000, 01:00	0.1
11AF	0.0005	0.8	01Jan2000, 01:09	0.2
11AG	0.00004	0.1	01Jan2000, 00:33	0
11AH	0.0026	4.1	01Jan2000, 01:15	0.9
11AI	0.0384	58.7	01Jan2000, 01:06	12.1
11AJ	0.1146	177.9	01Jan2000, 01:09	37.5
11AK	0.0432	61.5	01Jan2000, 01:09	12.9
11B	0.0004	0.6	01Jan2000, 01:00	0.1
11C	0.0084	12.5	01Jan2000, 01:09	2.6
11D	0.0009	1.4	01Jan2000, 01:00	0.3
11E	0.0006	0.9	01Jan2000, 01:12	0.2
11F	0.0032	4.7	01Jan2000, 01:09	1

11G	0.0004	0.9	01Jan2000, 00:48	0.1
11H	0.0002	0.5	01Jan2000, 00:45	0.1
11I	0.0002	0.6	01Jan2000, 00:30	0.1
11J	0.0009	2	01Jan2000, 00:51	0.2
11K	0.0002	0.5	01Jan2000, 00:48	0.1
11L	0.0034	7.7	01Jan2000, 00:45	0.9
11M	0.0012	3.2	01Jan2000, 00:30	0.3
11N	0.0001	0.3	01Jan2000, 00:21	0
11O	0.0032	6.4	01Jan2000, 00:48	0.8
11P	0.0007	1.6	01Jan2000, 00:51	0.2
11Q	0.0029	6.4	01Jan2000, 00:48	0.8
11R	0.0024	6.6	01Jan2000, 00:30	0.7
11S	0.005	9.6	01Jan2000, 00:54	1.3
11T	0.0016	3.6	01Jan2000, 00:48	0.4
11U	0.0032	8.7	01Jan2000, 00:30	0.9
11V	0.001	2.6	01Jan2000, 00:36	0.3
11W	0.0016	4.4	01Jan2000, 00:33	0.5
11X	0.001	2.2	01Jan2000, 00:45	0.2
11Y	0.0003	0.8	01Jan2000, 00:21	0.1
11Z	0.0041	10.3	01Jan2000, 00:42	1.2
2A	0.0014	3.4	01Jan2000, 00:45	0.4
2B	0.0069	14.1	01Jan2000, 00:48	1.6
2C	0.0002	0.5	01Jan2000, 00:39	0.1
2D	0.0001	0.3	01Jan2000, 00:21	0
2E	0.0001	0.3	01Jan2000, 00:30	0
2F	0.0004	1.1	01Jan2000, 00:30	0.1
2G	0.0006	1.7	01Jan2000, 00:30	0.2
2H	0.0002	0.6	01Jan2000, 00:18	0.1
2I	0.0002	0.5	01Jan2000, 00:42	0.1
2J	0.0001	0.3	01Jan2000, 00:33	0
2k	0.0005	1.3	01Jan2000, 00:36	0.1
2L	0.0008	2	01Jan2000, 00:39	0.2
2M	0.00004	0.1	01Jan2000, 00:30	0
2N	0.0001	0.3	01Jan2000, 00:30	0
2O	0.0001	0.3	01Jan2000, 00:30	0
2P	0.0003	0.8	01Jan2000, 00:21	0.1
2Q	0.0002	0.6	01Jan2000, 00:21	0.1
2R	0.00003	0.1	01Jan2000, 00:18	0
2S	0.0002	0.6	01Jan2000, 00:18	0.1
2T	0.0002	0.6	01Jan2000, 00:18	0.1
2U	0.0002	0.6	01Jan2000, 00:18	0.1
3A	0.0005	1.4	01Jan2000, 00:21	0.1
3B	0.0005	1.4	01Jan2000, 00:30	0.1
4A	0.0003	0.8	01Jan2000, 00:30	0.1
4B	0.0002	0.5	01Jan2000, 00:30	0.1
4C	0.0001	0.3	01Jan2000, 00:30	0
4D	0.0001	0.3	01Jan2000, 00:18	0
4E	0.0008	2.1	01Jan2000, 00:39	0.2
4F	0.0002	0.6	01Jan2000, 00:21	0.1

11G	0.0004	0.6	01Jan2000, 01:12	0.1
11H	0.0002	0.3	01Jan2000, 01:06	0.1
11I	0.0002	0.3	01Jan2000, 00:39	0.1
11J	0.0009	1.4	01Jan2000, 01:12	0.3
11K	0.0002	0.3	01Jan2000, 01:09	0.1
11L	0.0034	5	01Jan2000, 01:09	1
11M	0.0012	1.9	01Jan2000, 01:00	0.4
11N	0.0001	0.2	01Jan2000, 00:39	0
11O	0.0032	4.4	01Jan2000, 01:21	1
11P	0.0007	1	01Jan2000, 01:12	0.2
11Q	0.0029	4.4	01Jan2000, 01:09	1
11R	0.0024	3.9	01Jan2000, 01:00	0.8
11S	0.005	6.9	01Jan2000, 01:24	1.6
11T	0.0016	2.4	01Jan2000, 01:12	0.5
11U	0.0032	5.2	01Jan2000, 01:00	1
11V	0.001	1.6	01Jan2000, 01:00	0.3
11W	0.0016	2.7	01Jan2000, 00:48	0.5
11X	0.001	1.4	01Jan2000, 01:06	0.3
11Y	0.0003	0.5	01Jan2000, 00:39	0.1
11Z	0.0041	6.6	01Jan2000, 01:06	1.4
2A	0.0014	2.2	01Jan2000, 01:06	0.5
2B	0.0069	9.2	01Jan2000, 01:09	1.9
2C	0.0002	0.3	01Jan2000, 01:03	0.1
2D	0.0001	0.2	01Jan2000, 00:39	0
2E	0.0001	0.2	01Jan2000, 00:39	0
2F	0.0004	0.7	01Jan2000, 01:00	0.1
2G	0.0006	1	01Jan2000, 00:39	0.2
2H	0.0002	0.3	01Jan2000, 00:39	0.1
2I	0.0002	0.3	01Jan2000, 01:06	0.1
2J	0.0001	0.2	01Jan2000, 00:45	0
2k	0.0005	0.8	01Jan2000, 01:00	0.2
2L	0.0008	1.3	01Jan2000, 01:03	0.3
2M	0.00004	0.1	01Jan2000, 01:00	0
2N	0.0001	0.2	01Jan2000, 01:00	0
2O	0.0001	0.2	01Jan2000, 01:00	0
2P	0.0003	0.5	01Jan2000, 00:39	0.1
2Q	0.0002	0.3	01Jan2000, 00:39	0.1
2R	0.00003	0.1	01Jan2000, 00:33	0
2S	0.0002	0.3	01Jan2000, 00:33	0.1
2T	0.0002	0.3	01Jan2000, 00:33	0.1
2U	0.0002	0.3	01Jan2000, 00:39	0.1
3A	0.0005	0.9	01Jan2000, 00:39	0.2
3B	0.0005	0.8	01Jan2000, 00:45	0.2
4A	0.0003	0.5	01Jan2000, 01:00	0.1
4B	0.0002	0.3	01Jan2000, 01:00	0.1
4C	0.0001	0.2	01Jan2000, 00:39	0
4D	0.0001	0.2	01Jan2000, 00:33	0
4E	0.0008	1.3	01Jan2000, 01:03	0.3
4F	0.0002	0.3	01Jan2000, 00:39	0.1

4G	0.0002	0.6	01Jan2000, 00:18	0.1		4G	0.0002	0.3	01Jan2000, 00:33	0.1
4H	0.0003	0.8	01Jan2000, 00:33	0.1		4H	0.0003	0.5	01Jan2000, 00:45	0.1
4I	0.0009	2.6	01Jan2000, 00:21	0.3		4I	0.0009	1.5	01Jan2000, 00:39	0.3
4J	0.0003	0.8	01Jan2000, 00:30	0.1		4J	0.0003	0.5	01Jan2000, 01:00	0.1
4K	0.0002	0.5	01Jan2000, 00:30	0.1		4K	0.0002	0.3	01Jan2000, 01:00	0.1
4L	0.0002	0.5	01Jan2000, 00:30	0.1		4L	0.0002	0.3	01Jan2000, 01:00	0.1
4M	0.0001	0.3	01Jan2000, 00:18	0		4M	0.0001	0.2	01Jan2000, 00:33	0
4N	0.0016	4.2	01Jan2000, 00:30	0.4		4N	0.0016	2.5	01Jan2000, 01:00	0.5
5A	0.0123	23.2	01Jan2000, 00:54	3.1		5A	0.0123	16.6	01Jan2000, 01:24	3.7
6A	0.0122	23.4	01Jan2000, 00:51	3		6A	0.0122	16.4	01Jan2000, 01:21	3.6
7A	0.0002	0.5	01Jan2000, 00:30	0.1		7A	0.0002	0.3	01Jan2000, 01:00	0.1
7B	0.0025	5.1	01Jan2000, 00:54	0.6		7B	0.0025	3.4	01Jan2000, 01:18	0.7
7C	0.0016	3.9	01Jan2000, 00:36	0.4		7C	0.0016	2.4	01Jan2000, 01:03	0.5
7D	0.001	2.3	01Jan2000, 00:42	0.3		7D	0.001	1.5	01Jan2000, 01:06	0.3
7E	0.0093	16.5	01Jan2000, 00:57	2.3		7E	0.0093	12	01Jan2000, 01:24	2.7
7F	0.00002	0.1	01Jan2000, 00:21	0		7F	0.00002	0	01Jan2000, 00:39	0
7G	0.00002	0.1	01Jan2000, 00:18	0		7G	0.00002	0	01Jan2000, 00:39	0
7H	0.00001	0	01Jan2000, 00:18	0		7H	0.00001	0	01Jan2000, 00:39	0
8A	0.0005	1.1	01Jan2000, 00:48	0.1		8A	0.0005	0.7	01Jan2000, 01:09	0.1
8B	0.0008	1.7	01Jan2000, 00:45	0.2		8B	0.0008	1.1	01Jan2000, 01:09	0.2
8C	0.0004	0.8	01Jan2000, 00:48	0.1		8C	0.0004	0.5	01Jan2000, 01:09	0.1
8D	0.0005	1.1	01Jan2000, 00:45	0.1		8D	0.0005	0.7	01Jan2000, 01:06	0.1
8E	0.0011	2.5	01Jan2000, 00:48	0.3		8E	0.0011	1.6	01Jan2000, 01:09	0.3
8F	0.0008	1.7	01Jan2000, 00:51	0.2		8F	0.0008	1.1	01Jan2000, 01:12	0.2
8G	0.0006	1.6	01Jan2000, 00:30	0.2		8G	0.0006	1	01Jan2000, 01:00	0.2
9A	0.002	4.8	01Jan2000, 00:45	0.6		9A	0.002	3.1	01Jan2000, 01:09	0.7
9B	0.0015	3.8	01Jan2000, 00:30	0.4		9B	0.0015	2.3	01Jan2000, 01:00	0.5
9C	0.0013	3.3	01Jan2000, 00:39	0.4		9C	0.0013	2.1	01Jan2000, 01:03	0.4
9D	0.0036	9.8	01Jan2000, 00:30	1		9D	0.0036	5.8	01Jan2000, 01:00	1.2
9E	0.0008	1.9	01Jan2000, 00:42	0.2		9E	0.0008	1.2	01Jan2000, 01:06	0.2
9F	0.0002	0.6	01Jan2000, 00:21	0.1		9F	0.0002	0.3	01Jan2000, 00:39	0.1

100YR10MIN				
Hydrologic Element	Drainage Area (MI2)	Peak Discharge (CFS)	Time of Peak	Volume (AC-FT)
DEP 1C	0.0027	7	01Jan2000, 00:15	0.2
DEP 1E	0.0071	9.8	01Jan2000, 00:24	0.5
DEP 11O	0.0032	5.8	01Jan2000, 00:15	0.2
DEP 11Q	0.0029	6.4	01Jan2000, 00:15	0.2
DEP 11S	0.005	7.8	01Jan2000, 00:18	0.4
DEP 5A	0.0123	18.1	01Jan2000, 00:21	0.8
DEP 6A	0.0122	18.8	01Jan2000, 00:18	0.8
DEP 7E	0.0093	12.2	01Jan2000, 00:21	0.6
Junction ML1	0.0017	3.3	01Jan2000, 00:03	0.1
Junction ML2	0.0097	17.5	01Jan2000, 00:18	0.7
Junction ML3	0.0105	18.8	01Jan2000, 00:18	0.8
Junction ML4	0.0158	32.6	01Jan2000, 00:09	1.2
Junction ML5	0.2514	517.4	01Jan2000, 00:18	19.5
Junction ML6	0.2527	517.7	01Jan2000, 00:18	19.6
Junction ML7	0.2535	518.8	01Jan2000, 00:18	19.6
Junction ML8	0.25614	522.6	01Jan2000, 00:18	19.9
Junction Q4	0.00844	13.4	01Jan2000, 00:18	0.5
Junction 2C-6	0.0005	2.2	01Jan2000, 00:03	0
Junction 1A	0.016	24.4	01Jan2000, 00:18	1.1
Junction 1B	0.0015	3.9	01Jan2000, 00:18	0.1
Junction 1C	0.0042	10.8	01Jan2000, 00:15	0.3
Junction 1D	0.0043	10.8	01Jan2000, 00:15	0.3
Junction 1E	0.0114	18.8	01Jan2000, 00:18	0.9
Junction 1F	0.0005	4.7	01Jan2000, 00:03	0
Junction 1G	0.0003	3	01Jan2000, 00:03	0
Junction 1H	0.0002	2.1	01Jan2000, 00:03	0
Junction 10A	0.0014	1.9	01Jan2000, 00:30	0.1
Junction 10B	0.0015	1.9	01Jan2000, 00:30	0.1
Junction 10C	0.0019	4.2	01Jan2000, 00:03	0.1
Junction 11A	0.0013	2.4	01Jan2000, 00:21	0.1
Junction 11AA	0.0066	25.3	01Jan2000, 00:12	0.5
Junction 11AB	0.0002	0.6	01Jan2000, 00:15	0
Junction 11AC	0.001	0.8	01Jan2000, 00:42	0.1
Junction 11AD	0.0003	2.8	01Jan2000, 00:03	0
Junction 11AE	0.0003	2.5	01Jan2000, 00:03	0
Junction 11AF	0.0005	1.2	01Jan2000, 00:21	0
Junction 11AG	0.00004	0.4	01Jan2000, 00:03	0
Junction 11AH	0.00264	5.1	01Jan2000, 00:27	0.2
Junction 11AI	0.1962	416.4	01Jan2000, 00:21	15.2
Junction 11AJ	0.1578	328.5	01Jan2000, 00:21	12.4
Junction 11AK	0.0432	86	01Jan2000, 00:18	2.8
Junction 11B	0.0004	3.2	01Jan2000, 00:03	0
Junction 11C	0.0084	19.8	01Jan2000, 00:18	0.6
Junction 11D	0.0099	21.1	01Jan2000, 00:18	0.7
Junction 11E	0.0006	1.2	01Jan2000, 00:21	0

100YR12HR				
Hydrologic Element	Drainage Area (MI2)	Peak Discharge (CFS)	Time of Peak	Volume (AC-FT)
DEP 1C	0.0027	2.3	01Jan2000, 05:03	1
DEP 1E	0.0071	5.9	01Jan2000, 05:06	2.6
DEP 11O	0.0032	2.6	01Jan2000, 05:03	1.2
DEP 11Q	0.0029	2.5	01Jan2000, 05:03	1.1
DEP 11S	0.005	4.1	01Jan2000, 05:06	1.8
DEP 5A	0.0123	10	01Jan2000, 05:06	4.4
DEP 6A	0.0122	9.9	01Jan2000, 05:06	4.3
DEP 7E	0.0093	7.5	01Jan2000, 05:06	3.2
Junction ML1	0.0017	1.4	01Jan2000, 05:00	0.6
Junction ML2	0.0097	8.1	01Jan2000, 05:00	3.5
Junction ML3	0.0105	8.8	01Jan2000, 05:00	3.8
Junction ML4	0.0158	13.4	01Jan2000, 05:00	5.9
Junction ML5	0.2514	212.4	01Jan2000, 05:00	93.7
Junction ML6	0.2527	213.4	01Jan2000, 05:00	94.2
Junction ML7	0.2535	214.1	01Jan2000, 05:00	94.5
Junction ML8	0.25614	216.4	01Jan2000, 05:00	95.5
Junction Q4	0.00844	6.8	01Jan2000, 05:00	2.9
Junction 2C-6	0.0005	0.4	01Jan2000, 05:00	0.2
Junction 1A	0.016	13.2	01Jan2000, 05:00	5.8
Junction 1B	0.0015	1.3	01Jan2000, 05:00	0.6
Junction 1C	0.0042	3.6	01Jan2000, 05:03	1.6
Junction 1D	0.0043	3.6	01Jan2000, 05:00	1.6
Junction 1E	0.0114	9.5	01Jan2000, 05:03	4.2
Junction 1F	0.0005	0.4	01Jan2000, 05:00	0.2
Junction 1G	0.0003	0.3	01Jan2000, 05:00	0.1
Junction 1H	0.0002	0.2	01Jan2000, 05:00	0.1
Junction 10A	0.0014	1.2	01Jan2000, 05:12	0.5
Junction 10B	0.0015	1.2	01Jan2000, 05:12	0.6
Junction 10C	0.0019	1.6	01Jan2000, 05:00	0.7
Junction 11A	0.0013	1.1	01Jan2000, 05:06	0.5
Junction 11AA	0.0066	5.7	01Jan2000, 05:00	2.5
Junction 11AB	0.0002	0.2	01Jan2000, 05:00	0.1
Junction 11AC	0.001	0.8	01Jan2000, 05:24	0.3
Junction 11AD	0.0003	0.3	01Jan2000, 05:00	0.1
Junction 11AE	0.0003	0.3	01Jan2000, 05:00	0.1
Junction 11AF	0.0005	0.4	01Jan2000, 05:03	0.2
Junction 11AG	0.00004	0	01Jan2000, 04:54	0
Junction 11AH	0.00264	2.3	01Jan2000, 05:06	1
Junction 11AI	0.1962	166	01Jan2000, 05:03	73.1
Junction 11AJ	0.1578	133.5	01Jan2000, 05:03	59
Junction 11AK	0.0432	35.6	01Jan2000, 05:03	15.3
Junction 11B	0.0004	0.3	01Jan2000, 05:00	0.2
Junction 11C	0.0084	7	01Jan2000, 05:03	3.1
Junction 11D	0.0099	8.3	01Jan2000, 05:00	3.6
Junction 11E	0.0006	0.5	01Jan2000, 05:03	0.2

Junction 11F	0.0034	6.9	01Jan2000, 00:18	0.2
Junction 11G	0.0004	0.8	01Jan2000, 00:21	0
Junction 11H	0.0002	0.5	01Jan2000, 00:21	0
Junction 11I	0.0002	1.8	01Jan2000, 00:03	0
Junction 11J	0.0009	1.8	01Jan2000, 00:24	0.1
Junction 11K	0.0116	24.3	01Jan2000, 00:18	0.8
Junction 11L	0.0034	7.7	01Jan2000, 00:18	0.2
Junction 11M	0.0012	7.2	01Jan2000, 00:06	0.1
Junction 11N	0.0001	0.8	01Jan2000, 00:03	0
Junction 11O	0.0032	5.8	01Jan2000, 00:15	0.2
Junction 11P	0.0007	1.4	01Jan2000, 00:21	0.1
Junction 11Q	0.0029	6.4	01Jan2000, 00:15	0.2
Junction 11R	0.0024	15.8	01Jan2000, 00:06	0.2
Junction 11S	0.0082	13.3	01Jan2000, 00:18	0.6
Junction 11T	0.0098	16.5	01Jan2000, 00:18	0.7
Junction 11U	0.0032	22	01Jan2000, 00:03	0.3
Junction 11V	0.001	3.6	01Jan2000, 00:15	0.1
Junction 11W	0.0016	7	01Jan2000, 00:12	0.2
Junction 11X	0.001	2.4	01Jan2000, 00:15	0.1
Junction 11Y	0.0003	2.9	01Jan2000, 00:03	0
Junction 11Z	0.2003	427.4	01Jan2000, 00:21	15.6
Junction 11-G1	0.0105	22.3	01Jan2000, 00:18	0.8
Junction 11-G2	0.0013	3.8	01Jan2000, 00:09	0.1
Junction 11-G3	0.2032	432.8	01Jan2000, 00:21	15.8
Junction 11-G4	0.2148	456.1	01Jan2000, 00:21	16.7
Junction 11-G5	0.2224	473.8	01Jan2000, 00:18	17.3
Junction 2A	0.0014	3.4	01Jan2000, 00:18	0.1
Junction 2B	0.0069	12.9	01Jan2000, 00:18	0.4
Junction 2C	0.00714	13.4	01Jan2000, 00:18	0.4
Junction 2C-1	0.00734	13.4	01Jan2000, 00:18	0.4
Junction 2C-2	0.00754	13.4	01Jan2000, 00:18	0.4
Junction 2C-3	0.00794	13.4	01Jan2000, 00:18	0.5
Junction 2C-4	0.00927	20.7	01Jan2000, 00:03	0.6
Junction 2C-5	0.00977	22.9	01Jan2000, 00:03	0.6
Junction 2C-7	0.00997	25	01Jan2000, 00:03	0.6
Junction 2C-8	0.01047	25.1	01Jan2000, 00:03	0.7
Junction 2C-9	0.01287	27.5	01Jan2000, 00:03	0.9
Junction 2D	0.0001	1	01Jan2000, 00:03	0
Junction 2E	0.0001	0.9	01Jan2000, 00:03	0
Junction 2F	0.0004	3.3	01Jan2000, 00:03	0
Junction 2G	0.0006	5.5	01Jan2000, 00:03	0.1
Junction 2H	0.0002	2.1	01Jan2000, 00:03	0
Junction 2I	0.0002	0.5	01Jan2000, 00:18	0
Junction 2J	0.0001	0.5	01Jan2000, 00:12	0
Junction 2K	0.0005	1.8	01Jan2000, 00:15	0
Junction 2L	0.0022	5.9	01Jan2000, 00:18	0.2
Junction 2M	0.00004	0.4	01Jan2000, 00:03	0
Junction 2N	0.0001	0.9	01Jan2000, 00:03	0
Junction 2O	0.0001	0.8	01Jan2000, 00:03	0

Junction 11F	0.0034	2.8	01Jan2000, 05:00	1.2
Junction 11G	0.0004	0.3	01Jan2000, 05:03	0.1
Junction 11H	0.0002	0.2	01Jan2000, 05:03	0.1
Junction 11I	0.0002	0.2	01Jan2000, 05:00	0.1
Junction 11J	0.0009	0.8	01Jan2000, 05:06	0.3
Junction 11K	0.0116	9.7	01Jan2000, 05:00	4.2
Junction 11L	0.0034	2.8	01Jan2000, 05:03	1.2
Junction 11M	0.0012	1	01Jan2000, 05:00	0.5
Junction 11N	0.0001	0.1	01Jan2000, 04:54	0
Junction 11O	0.0032	2.6	01Jan2000, 05:03	1.2
Junction 11P	0.0007	0.6	01Jan2000, 05:03	0.3
Junction 11Q	0.0029	2.5	01Jan2000, 05:03	1.1
Junction 11R	0.0024	2.1	01Jan2000, 05:00	0.9
Junction 11S	0.0082	6.8	01Jan2000, 05:03	3
Junction 11T	0.0098	8.1	01Jan2000, 05:03	3.6
Junction 11U	0.0032	2.8	01Jan2000, 05:00	1.2
Junction 11V	0.001	0.9	01Jan2000, 05:00	0.4
Junction 11W	0.0016	1.4	01Jan2000, 05:00	0.6
Junction 11X	0.001	0.8	01Jan2000, 05:00	0.4
Junction 11Y	0.0003	0.3	01Jan2000, 05:00	0.1
Junction 11Z	0.2003	169.5	01Jan2000, 05:03	74.7
Junction 11-G1	0.0105	8.8	01Jan2000, 05:00	3.8
Junction 11-G2	0.0013	1.1	01Jan2000, 05:00	0.5
Junction 11-G3	0.2032	172	01Jan2000, 05:03	75.9
Junction 11-G4	0.2148	181.7	01Jan2000, 05:03	80.1
Junction 11-G5	0.2224	188.2	01Jan2000, 05:03	83
Junction 2A	0.0014	1.2	01Jan2000, 05:03	0.5
Junction 2B	0.0069	5.5	01Jan2000, 05:03	2.3
Junction 2C	0.00714	5.7	01Jan2000, 05:03	2.4
Junction 2C-1	0.00734	5.9	01Jan2000, 05:00	2.5
Junction 2C-2	0.00754	6.1	01Jan2000, 05:00	2.5
Junction 2C-3	0.00794	6.4	01Jan2000, 05:00	2.7
Junction 2C-4	0.00927	7.6	01Jan2000, 05:00	3.2
Junction 2C-5	0.00977	8	01Jan2000, 05:00	3.4
Junction 2C-7	0.00997	8.2	01Jan2000, 05:00	3.5
Junction 2C-8	0.01047	8.6	01Jan2000, 05:00	3.7
Junction 2C-9	0.01287	10.7	01Jan2000, 05:00	4.6
Junction 2D	0.0001	0.1	01Jan2000, 05:00	0
Junction 2E	0.0001	0.1	01Jan2000, 05:00	0
Junction 2F	0.0004	0.3	01Jan2000, 05:00	0.2
Junction 2G	0.0006	0.5	01Jan2000, 05:00	0.2
Junction 2H	0.0002	0.2	01Jan2000, 05:00	0.1
Junction 2I	0.0002	0.2	01Jan2000, 05:00	0.1
Junction 2J	0.0001	0.1	01Jan2000, 05:00	0
Junction 2K	0.0005	0.4	01Jan2000, 05:00	0.2
Junction 2L	0.0022	1.9	01Jan2000, 05:03	0.8
Junction 2M	0.00004	0	01Jan2000, 05:00	0
Junction 2N	0.0001	0.1	01Jan2000, 05:00	0
Junction 2O	0.0001	0.1	01Jan2000, 05:00	0

Junction 2P	0.00824	13.4	01Jan2000, 00:18	0.5
Junction 2Q	0.0002	2	01Jan2000, 00:03	0
Junction 2R	0.00907	18.6	01Jan2000, 00:03	0.6
Junction 2S	0.0002	2.1	01Jan2000, 00:03	0
Junction 2T	0.0002	2.1	01Jan2000, 00:03	0
Junction 2U	0.0002	2.1	01Jan2000, 00:03	0
Junction 4A	0.0003	1.7	01Jan2000, 00:09	0
Junction 4B	0.0002	1.7	01Jan2000, 00:03	0
Junction 4C	0.0001	0.9	01Jan2000, 00:03	0
Junction 4C-1	0.0055	33.9	01Jan2000, 00:03	0.5
Junction 4C-10	0.0026	12.3	01Jan2000, 00:06	0.2
Junction 4C-11	0.0024	10.8	01Jan2000, 00:06	0.2
Junction 4C-2	0.0053	31.9	01Jan2000, 00:03	0.4
Junction 4C-3	0.0051	29.7	01Jan2000, 00:03	0.4
Junction 4C-4	0.0048	29.5	01Jan2000, 00:03	0.4
Junction 4C-5	0.0039	20.6	01Jan2000, 00:03	0.3
Junction 4C-6	0.0036	20.1	01Jan2000, 00:03	0.3
Junction 4C-7	0.0033	17.8	01Jan2000, 00:03	0.3
Junction 4C-8	0.0031	16.1	01Jan2000, 00:03	0.2
Junction 4C-9	0.0029	14.4	01Jan2000, 00:03	0.2
Junction 4D	0.0001	1.1	01Jan2000, 00:03	0
Junction 4E	0.0008	2.7	01Jan2000, 00:15	0.1
Junction 4F	0.0002	2	01Jan2000, 00:03	0
Junction 4G	0.0002	2.1	01Jan2000, 00:03	0
Junction 4H	0.0003	1.5	01Jan2000, 00:09	0
Junction 4I	0.0009	8.9	01Jan2000, 00:03	0.1
Junction 4J	0.0003	2.3	01Jan2000, 00:03	0
Junction 4K	0.0002	1.7	01Jan2000, 00:03	0
Junction 4L	0.0002	1.6	01Jan2000, 00:03	0
Junction 4M	0.0001	1.1	01Jan2000, 00:03	0
Junction 4N	0.0016	10	01Jan2000, 00:06	0.1
Junction 5A	0.0123	18.1	01Jan2000, 00:21	0.8
Junction 6A	0.0122	18.8	01Jan2000, 00:18	0.8
Junction 7A	0.0027	4	01Jan2000, 00:24	0.2
Junction 7B	0.0025	4	01Jan2000, 00:24	0.2
Junction 7C	0.0053	10.2	01Jan2000, 00:15	0.4
Junction 7D	0.001	2.5	01Jan2000, 00:15	0.1
Junction 7E	0.01465	21.2	01Jan2000, 00:18	0.9
Junction 7F	0.00005	0.5	01Jan2000, 00:03	0
Junction 7G	0.00002	0.2	01Jan2000, 00:03	0
Junction 7H	0.00003	0.3	01Jan2000, 00:03	0
Junction 8A	0.0005	1	01Jan2000, 00:18	0
Junction 8B	0.0013	2.7	01Jan2000, 00:18	0.1
Junction 8C	0.0017	3.4	01Jan2000, 00:18	0.1
Junction 8D	0.0022	4.6	01Jan2000, 00:18	0.1
Junction 8E	0.0033	6.9	01Jan2000, 00:18	0.2
Junction 8F	0.0041	8.4	01Jan2000, 00:18	0.3
Junction 8G	0.0006	4.1	01Jan2000, 00:06	0
Junction 9A	0.002	4.8	01Jan2000, 00:21	0.2

Junction 2P	0.00824	6.7	01Jan2000, 05:00	2.8
Junction 2Q	0.0002	0.2	01Jan2000, 05:00	0.1
Junction 2R	0.00907	7.4	01Jan2000, 05:00	3.1
Junction 2S	0.0002	0.2	01Jan2000, 04:54	0.1
Junction 2T	0.0002	0.2	01Jan2000, 04:54	0.1
Junction 2U	0.0002	0.2	01Jan2000, 05:00	0.1
Junction 4A	0.0003	0.3	01Jan2000, 05:00	0.1
Junction 4B	0.0002	0.2	01Jan2000, 05:00	0.1
Junction 4C	0.0001	0.1	01Jan2000, 05:00	0
Junction 4C-1	0.0055	4.7	01Jan2000, 05:00	2.1
Junction 4C-10	0.0026	2.2	01Jan2000, 05:00	1
Junction 4C-11	0.0024	2.1	01Jan2000, 05:00	0.9
Junction 4C-2	0.0053	4.6	01Jan2000, 05:00	2
Junction 4C-3	0.0051	4.4	01Jan2000, 05:00	1.9
Junction 4C-4	0.0048	4.1	01Jan2000, 05:00	1.8
Junction 4C-5	0.0039	3.3	01Jan2000, 05:00	1.5
Junction 4C-6	0.0036	3.1	01Jan2000, 05:00	1.4
Junction 4C-7	0.0033	2.8	01Jan2000, 05:00	1.2
Junction 4C-8	0.0031	2.7	01Jan2000, 05:00	1.2
Junction 4C-9	0.0029	2.5	01Jan2000, 05:00	1.1
Junction 4D	0.0001	0.1	01Jan2000, 04:54	0
Junction 4E	0.0008	0.7	01Jan2000, 05:00	0.3
Junction 4F	0.0002	0.2	01Jan2000, 05:00	0.1
Junction 4G	0.0002	0.2	01Jan2000, 04:54	0.1
Junction 4H	0.0003	0.3	01Jan2000, 05:00	0.1
Junction 4I	0.0009	0.8	01Jan2000, 05:00	0.4
Junction 4J	0.0003	0.3	01Jan2000, 05:00	0.1
Junction 4K	0.0002	0.2	01Jan2000, 05:00	0.1
Junction 4L	0.0002	0.2	01Jan2000, 05:00	0.1
Junction 4M	0.0001	0.1	01Jan2000, 04:54	0
Junction 4N	0.0016	1.4	01Jan2000, 05:00	0.6
Junction 5A	0.0123	10	01Jan2000, 05:06	4.4
Junction 6A	0.0122	9.9	01Jan2000, 05:06	4.3
Junction 7A	0.0027	2.2	01Jan2000, 05:00	0.9
Junction 7B	0.0025	2	01Jan2000, 05:06	0.9
Junction 7C	0.0053	4.4	01Jan2000, 05:00	1.9
Junction 7D	0.001	0.8	01Jan2000, 05:00	0.4
Junction 7E	0.01465	11.8	01Jan2000, 05:03	5.1
Junction 7F	0.00005	0	01Jan2000, 05:00	0
Junction 7G	0.00002	0	01Jan2000, 05:00	0
Junction 7H	0.00003	0	01Jan2000, 05:00	0
Junction 8A	0.0005	0.4	01Jan2000, 05:03	0.2
Junction 8B	0.0013	1.1	01Jan2000, 05:03	0.5
Junction 8C	0.0017	1.4	01Jan2000, 05:03	0.6
Junction 8D	0.0022	1.8	01Jan2000, 05:03	0.8
Junction 8E	0.0033	2.7	01Jan2000, 05:03	1.2
Junction 8F	0.0041	3.4	01Jan2000, 05:03	1.4
Junction 8G	0.0006	0.5	01Jan2000, 05:00	0.2
Junction 9A	0.002	1.7	01Jan2000, 05:03	0.8

Junction 9A-9C	0.0043	10.8	01Jan2000, 00:18	0.4	Junction 9A-9C	0.0043	3.7	01Jan2000, 05:00	1.6
Junction 9B	0.0015	8.3	01Jan2000, 00:06	0.1	Junction 9B	0.0015	1.3	01Jan2000, 05:00	0.5
Junction 9B-9D	0.0094	35.9	01Jan2000, 00:06	0.8	Junction 9B-9D	0.0094	8	01Jan2000, 05:00	3.5
Junction 9C	0.0033	8.7	01Jan2000, 00:18	0.3	Junction 9C	0.0033	2.8	01Jan2000, 05:00	1.3
Junction 9D	0.0036	23.5	01Jan2000, 00:06	0.3	Junction 9D	0.0036	3.1	01Jan2000, 05:00	1.4
Junction 9E	0.001	2.4	01Jan2000, 00:15	0.1	Junction 9E	0.001	0.8	01Jan2000, 05:00	0.4
Junction 9E-9C	0.0043	10.8	01Jan2000, 00:18	0.4	Junction 9E-9C	0.0043	3.7	01Jan2000, 05:00	1.6
Junction 9F	0.0002	1.6	01Jan2000, 00:03	0	Junction 9F	0.0002	0.2	01Jan2000, 05:00	0.1
Outlet 1	0.016	24.4	01Jan2000, 00:15	1.1	Outlet 1	0.016	13.2	01Jan2000, 04:57	5.8
OUTLET 10	0.0019	4.2	01Jan2000, 00:00	0.1	OUTLET 10	0.0019	1.6	01Jan2000, 04:57	0.7
OUTLET 11	0.25614	522.6	01Jan2000, 00:15	19.7	OUTLET 11	0.25614	216.4	01Jan2000, 04:57	95.5
OUTLET 2	0.01287	27.5	01Jan2000, 00:00	0.8	OUTLET 2	0.01287	10.7	01Jan2000, 04:57	4.6
OUTLET 3A	0.0005	4.1	01Jan2000, 00:03	0	OUTLET 3A	0.0005	0.4	01Jan2000, 04:57	0.2
OUTLET 3B	0.0005	2.6	01Jan2000, 00:06	0	OUTLET 3B	0.0005	0.4	01Jan2000, 04:57	0.2
OUTLET 4	0.0055	33.9	01Jan2000, 00:00	0.4	OUTLET 4	0.0055	4.7	01Jan2000, 04:57	2.1
OUTLET 5	0.0123	18.1	01Jan2000, 00:18	0.8	OUTLET 5	0.0123	10	01Jan2000, 05:03	4.4
OUTLET 6	0.0122	18.8	01Jan2000, 00:15	0.8	OUTLET 6	0.0122	9.9	01Jan2000, 05:03	4.3
OUTLET 7	0.01465	21.2	01Jan2000, 00:15	0.9	OUTLET 7	0.01465	11.8	01Jan2000, 05:00	5.1
OUTLET 8A	0.0041	8.4	01Jan2000, 00:15	0.3	OUTLET 8A	0.0041	3.4	01Jan2000, 05:00	1.4
OUTLET 8B	0.0006	4.1	01Jan2000, 00:03	0	OUTLET 8B	0.0006	0.5	01Jan2000, 04:57	0.2
OUTLET 9	0.0094	35.9	01Jan2000, 00:03	0.7	OUTLET 9	0.0094	8	01Jan2000, 04:57	3.5
1A	0.0041	6.1	01Jan2000, 00:21	0.2	1A	0.0041	3.3	01Jan2000, 05:06	1.4
1B	0.0015	3.9	01Jan2000, 00:18	0.1	1B	0.0015	1.3	01Jan2000, 05:00	0.6
1C	0.0027	7.2	01Jan2000, 00:12	0.2	1C	0.0027	2.3	01Jan2000, 05:00	1
1D	0.0001	0.2	01Jan2000, 00:06	0	1D	0.0001	0.1	01Jan2000, 05:00	0
1E	0.0071	16.1	01Jan2000, 00:12	0.5	1E	0.0071	6	01Jan2000, 05:00	2.6
1F	0.0002	1.7	01Jan2000, 00:03	0	1F	0.0002	0.2	01Jan2000, 05:00	0.1
1G	0.0001	1	01Jan2000, 00:03	0	1G	0.0001	0.1	01Jan2000, 05:00	0
1H	0.0002	2.1	01Jan2000, 00:03	0	1H	0.0002	0.2	01Jan2000, 05:00	0.1
10A	0.0014	1.9	01Jan2000, 00:30	0.1	10A	0.0014	1.2	01Jan2000, 05:12	0.5
10B	0.0001	1.1	01Jan2000, 00:03	0	10B	0.0001	0.1	01Jan2000, 04:54	0
10C	0.0004	3.1	01Jan2000, 00:03	0	10C	0.0004	0.3	01Jan2000, 05:00	0.1
11A	0.0013	2.4	01Jan2000, 00:21	0.1	11A	0.0013	1.1	01Jan2000, 05:06	0.5
11AA	0.0066	25.3	01Jan2000, 00:12	0.5	11AA	0.0066	5.7	01Jan2000, 05:00	2.5
11AB	0.0002	0.6	01Jan2000, 00:15	0	11AB	0.0002	0.2	01Jan2000, 05:00	0.1
11AC	0.001	0.8	01Jan2000, 00:42	0.1	11AC	0.001	0.8	01Jan2000, 05:24	0.3
11AD	0.0003	2.8	01Jan2000, 00:03	0	11AD	0.0003	0.3	01Jan2000, 05:00	0.1
11AE	0.0003	2.5	01Jan2000, 00:03	0	11AE	0.0003	0.3	01Jan2000, 05:00	0.1
11AF	0.0005	1.2	01Jan2000, 00:21	0	11AF	0.0005	0.4	01Jan2000, 05:03	0.2
11AG	0.00004	0.4	01Jan2000, 00:03	0	11AG	0.00004	0	01Jan2000, 04:54	0
11AH	0.0026	5.1	01Jan2000, 00:27	0.2	11AH	0.0026	2.2	01Jan2000, 05:06	1
11AI	0.0384	102.8	01Jan2000, 00:15	2.9	11AI	0.0384	32.5	01Jan2000, 05:00	14.2
11AJ	0.1146	244	01Jan2000, 00:24	9.6	11AJ	0.1146	97.9	01Jan2000, 05:03	43.7
11AK	0.0432	86	01Jan2000, 00:18	2.8	11AK	0.0432	35.6	01Jan2000, 05:03	15.3
11B	0.0004	3.2	01Jan2000, 00:03	0	11B	0.0004	0.3	01Jan2000, 05:00	0.2
11C	0.0084	19.8	01Jan2000, 00:18	0.6	11C	0.0084	7	01Jan2000, 05:03	3.1
11D	0.0009	5.7	01Jan2000, 00:06	0.1	11D	0.0009	0.8	01Jan2000, 05:00	0.3
11E	0.0006	1.2	01Jan2000, 00:21	0	11E	0.0006	0.5	01Jan2000, 05:03	0.2
11F	0.0032	6.9	01Jan2000, 00:18	0.2	11F	0.0032	2.7	01Jan2000, 05:03	1.2

11G	0.0004	0.8	01Jan2000, 00:21	0
11H	0.0002	0.5	01Jan2000, 00:21	0
11I	0.0002	1.8	01Jan2000, 00:03	0
11J	0.0009	1.8	01Jan2000, 00:24	0.1
11K	0.0002	0.5	01Jan2000, 00:21	0
11L	0.0034	7.7	01Jan2000, 00:18	0.2
11M	0.0012	7.2	01Jan2000, 00:06	0.1
11N	0.0001	0.8	01Jan2000, 00:03	0
11O	0.0032	5.8	01Jan2000, 00:15	0.2
11P	0.0007	1.4	01Jan2000, 00:21	0.1
11Q	0.0029	6.5	01Jan2000, 00:15	0.2
11R	0.0024	15.8	01Jan2000, 00:06	0.2
11S	0.005	7.8	01Jan2000, 00:18	0.4
11T	0.0016	3.3	01Jan2000, 00:21	0.1
11U	0.0032	22	01Jan2000, 00:03	0.3
11V	0.001	3.6	01Jan2000, 00:15	0.1
11W	0.0016	7	01Jan2000, 00:12	0.2
11X	0.001	2.4	01Jan2000, 00:15	0.1
11Y	0.0003	2.9	01Jan2000, 00:03	0
11Z	0.0041	11.4	01Jan2000, 00:18	0.4
2A	0.0014	3.4	01Jan2000, 00:18	0.1
2B	0.0069	12.9	01Jan2000, 00:18	0.4
2C	0.0002	0.6	01Jan2000, 00:15	0
2D	0.0001	1	01Jan2000, 00:03	0
2E	0.0001	0.9	01Jan2000, 00:03	0
2F	0.0004	3.3	01Jan2000, 00:03	0
2G	0.0006	5.5	01Jan2000, 00:03	0.1
2H	0.0002	2.1	01Jan2000, 00:03	0
2I	0.0002	0.5	01Jan2000, 00:18	0
2J	0.0001	0.5	01Jan2000, 00:12	0
2k	0.0005	1.8	01Jan2000, 00:15	0
2L	0.0008	2.5	01Jan2000, 00:15	0.1
2M	0.00004	0.4	01Jan2000, 00:03	0
2N	0.0001	0.9	01Jan2000, 00:03	0
2O	0.0001	0.8	01Jan2000, 00:03	0
2P	0.0003	2.8	01Jan2000, 00:03	0
2Q	0.0002	2	01Jan2000, 00:03	0
2R	0.00003	0.3	01Jan2000, 00:03	0
2S	0.0002	2.1	01Jan2000, 00:03	0
2T	0.0002	2.1	01Jan2000, 00:03	0
2U	0.0002	2.1	01Jan2000, 00:03	0
3A	0.0005	4.1	01Jan2000, 00:06	0
3B	0.0005	2.6	01Jan2000, 00:09	0
4A	0.0003	1.7	01Jan2000, 00:09	0
4B	0.0002	1.7	01Jan2000, 00:03	0
4C	0.0001	0.9	01Jan2000, 00:03	0
4D	0.0001	1.1	01Jan2000, 00:03	0
4E	0.0008	2.7	01Jan2000, 00:15	0.1
4F	0.0002	2	01Jan2000, 00:03	0

11G	0.0004	0.3	01Jan2000, 05:03	0.1
11H	0.0002	0.2	01Jan2000, 05:03	0.1
11I	0.0002	0.2	01Jan2000, 05:00	0.1
11J	0.0009	0.8	01Jan2000, 05:06	0.3
11K	0.0002	0.2	01Jan2000, 05:03	0.1
11L	0.0034	2.8	01Jan2000, 05:03	1.2
11M	0.0012	1	01Jan2000, 05:00	0.5
11N	0.0001	0.1	01Jan2000, 04:54	0
11O	0.0032	2.6	01Jan2000, 05:03	1.2
11P	0.0007	0.6	01Jan2000, 05:03	0.3
11Q	0.0029	2.5	01Jan2000, 05:03	1.1
11R	0.0024	2.1	01Jan2000, 05:00	0.9
11S	0.005	4.1	01Jan2000, 05:06	1.8
11T	0.0016	1.3	01Jan2000, 05:03	0.6
11U	0.0032	2.8	01Jan2000, 05:00	1.2
11V	0.001	0.9	01Jan2000, 05:00	0.4
11W	0.0016	1.4	01Jan2000, 05:00	0.6
11X	0.001	0.8	01Jan2000, 05:00	0.4
11Y	0.0003	0.3	01Jan2000, 05:00	0.1
11Z	0.0041	3.5	01Jan2000, 05:03	1.6
2A	0.0014	1.2	01Jan2000, 05:03	0.5
2B	0.0069	5.5	01Jan2000, 05:03	2.3
2C	0.0002	0.2	01Jan2000, 05:00	0.1
2D	0.0001	0.1	01Jan2000, 05:00	0
2E	0.0001	0.1	01Jan2000, 05:00	0
2F	0.0004	0.3	01Jan2000, 05:00	0.2
2G	0.0006	0.5	01Jan2000, 05:00	0.2
2H	0.0002	0.2	01Jan2000, 05:00	0.1
2I	0.0002	0.2	01Jan2000, 05:00	0.1
2J	0.0001	0.1	01Jan2000, 05:00	0
2k	0.0005	0.4	01Jan2000, 05:00	0.2
2L	0.0008	0.7	01Jan2000, 05:00	0.3
2M	0.00004	0	01Jan2000, 05:00	0
2N	0.0001	0.1	01Jan2000, 05:00	0
2O	0.0001	0.1	01Jan2000, 05:00	0
2P	0.0003	0.3	01Jan2000, 05:00	0.1
2Q	0.0002	0.2	01Jan2000, 05:00	0.1
2R	0.00003	0	01Jan2000, 04:54	0
2S	0.0002	0.2	01Jan2000, 04:54	0.1
2T	0.0002	0.2	01Jan2000, 04:54	0.1
2U	0.0002	0.2	01Jan2000, 05:00	0.1
3A	0.0005	0.4	01Jan2000, 05:00	0.2
3B	0.0005	0.4	01Jan2000, 05:00	0.2
4A	0.0003	0.3	01Jan2000, 05:00	0.1
4B	0.0002	0.2	01Jan2000, 05:00	0.1
4C	0.0001	0.1	01Jan2000, 05:00	0
4D	0.0001	0.1	01Jan2000, 04:54	0
4E	0.0008	0.7	01Jan2000, 05:00	0.3
4F	0.0002	0.2	01Jan2000, 05:00	0.1

4G	0.0002	2.1	01Jan2000, 00:03	0	4G	0.0002	0.2	01Jan2000, 04:54	0.1
4H	0.0003	1.5	01Jan2000, 00:09	0	4H	0.0003	0.3	01Jan2000, 05:00	0.1
4I	0.0009	8.9	01Jan2000, 00:03	0.1	4I	0.0009	0.8	01Jan2000, 05:00	0.4
4J	0.0003	2.3	01Jan2000, 00:03	0	4J	0.0003	0.3	01Jan2000, 05:00	0.1
4K	0.0002	1.7	01Jan2000, 00:03	0	4K	0.0002	0.2	01Jan2000, 05:00	0.1
4L	0.0002	1.6	01Jan2000, 00:03	0	4L	0.0002	0.2	01Jan2000, 05:00	0.1
4M	0.0001	1.1	01Jan2000, 00:03	0	4M	0.0001	0.1	01Jan2000, 04:54	0
4N	0.0016	10	01Jan2000, 00:06	0.1	4N	0.0016	1.4	01Jan2000, 05:00	0.6
5A	0.0123	18.8	01Jan2000, 00:18	0.8	5A	0.0123	10	01Jan2000, 05:03	4.4
6A	0.0122	19.9	01Jan2000, 00:15	0.8	6A	0.0122	9.9	01Jan2000, 05:03	4.3
7A	0.0002	1.7	01Jan2000, 00:03	0	7A	0.0002	0.2	01Jan2000, 05:00	0.1
7B	0.0025	4	01Jan2000, 00:24	0.2	7B	0.0025	2	01Jan2000, 05:06	0.9
7C	0.0016	5.6	01Jan2000, 00:12	0.1	7C	0.0016	1.3	01Jan2000, 05:00	0.6
7D	0.001	2.5	01Jan2000, 00:15	0.1	7D	0.001	0.8	01Jan2000, 05:00	0.4
7E	0.0093	12.4	01Jan2000, 00:18	0.6	7E	0.0093	7.5	01Jan2000, 05:06	3.2
7F	0.00002	0.2	01Jan2000, 00:03	0	7F	0.00002	0	01Jan2000, 05:00	0
7G	0.00002	0.2	01Jan2000, 00:03	0	7G	0.00002	0	01Jan2000, 05:00	0
7H	0.00001	0.1	01Jan2000, 00:03	0	7H	0.00001	0	01Jan2000, 05:00	0
8A	0.0005	1	01Jan2000, 00:18	0	8A	0.0005	0.4	01Jan2000, 05:03	0.2
8B	0.0008	1.7	01Jan2000, 00:18	0	8B	0.0008	0.7	01Jan2000, 05:03	0.3
8C	0.0004	0.8	01Jan2000, 00:18	0	8C	0.0004	0.3	01Jan2000, 05:03	0.1
8D	0.0005	1.1	01Jan2000, 00:15	0	8D	0.0005	0.4	01Jan2000, 05:03	0.2
8E	0.0011	2.4	01Jan2000, 00:18	0.1	8E	0.0011	0.9	01Jan2000, 05:03	0.4
8F	0.0008	1.5	01Jan2000, 00:21	0.1	8F	0.0008	0.7	01Jan2000, 05:03	0.3
8G	0.0006	4.1	01Jan2000, 00:06	0	8G	0.0006	0.5	01Jan2000, 05:00	0.2
9A	0.002	4.8	01Jan2000, 00:21	0.2	9A	0.002	1.7	01Jan2000, 05:03	0.8
9B	0.0015	8.3	01Jan2000, 00:06	0.1	9B	0.0015	1.3	01Jan2000, 05:00	0.5
9C	0.0013	4.3	01Jan2000, 00:15	0.1	9C	0.0013	1.1	01Jan2000, 05:00	0.5
9D	0.0036	23.5	01Jan2000, 00:06	0.3	9D	0.0036	3.1	01Jan2000, 05:00	1.4
9E	0.0008	2.3	01Jan2000, 00:15	0.1	9E	0.0008	0.7	01Jan2000, 05:00	0.3
9F	0.0002	1.6	01Jan2000, 00:03	0	9F	0.0002	0.2	01Jan2000, 05:00	0.1

100YR120HR				
Hydrologic Element	Drainage Area (MI2)	Peak Discharge (CFS)	Time of Peak	Volume (AC-FT)
DEP 1C	0.0027	0.4	05Jan2000, 09:00	1.5
DEP 1E	0.0071	1.1	05Jan2000, 09:00	3.8
DEP 11O	0.0032	0.5	05Jan2000, 09:00	1.7
DEP 11Q	0.0029	0.4	05Jan2000, 09:00	1.6
DEP 11S	0.005	0.8	05Jan2000, 09:00	2.7
DEP 5A	0.0123	1.8	05Jan2000, 09:00	6.5
DEP 6A	0.0122	1.8	05Jan2000, 09:00	6.4
DEP 7E	0.0093	1.4	05Jan2000, 09:00	4.8
Junction ML1	0.0017	0.3	05Jan2000, 09:00	0.9
Junction ML2	0.0097	1.5	05Jan2000, 09:00	5.2
Junction ML3	0.0105	1.6	05Jan2000, 09:00	5.6
Junction ML4	0.0158	2.4	05Jan2000, 09:00	8.5
Junction ML5	0.2514	38	05Jan2000, 09:00	136.4
Junction ML6	0.2527	38.2	05Jan2000, 09:00	137.1
Junction ML7	0.2535	38.3	05Jan2000, 09:00	137.5
Junction ML8	0.25614	38.7	05Jan2000, 09:00	139
Junction Q4	0.00844	1.3	05Jan2000, 09:00	4.3
Junction 2C-6	0.0005	0.1	05Jan2000, 09:00	0.3
Junction 1A	0.016	2.4	05Jan2000, 09:00	8.5
Junction 1B	0.0015	0.2	05Jan2000, 09:00	0.8
Junction 1C	0.0042	0.6	05Jan2000, 09:00	2.3
Junction 1D	0.0043	0.6	05Jan2000, 09:00	2.3
Junction 1E	0.0114	1.7	05Jan2000, 09:00	6.2
Junction 1F	0.0005	0.1	05Jan2000, 09:00	0.3
Junction 1G	0.0003	0	05Jan2000, 09:00	0.2
Junction 1H	0.0002	0	05Jan2000, 09:00	0.1
Junction 10A	0.0014	0.2	05Jan2000, 09:00	0.7
Junction 10B	0.0015	0.2	05Jan2000, 09:00	0.8
Junction 10C	0.0019	0.3	05Jan2000, 09:00	1
Junction 11A	0.0013	0.2	05Jan2000, 09:00	0.7
Junction 11AA	0.0066	1	05Jan2000, 09:00	3.6
Junction 11AB	0.0002	0	05Jan2000, 09:00	0.1
Junction 11AC	0.001	0.1	05Jan2000, 09:03	0.5
Junction 11AD	0.0003	0	05Jan2000, 09:00	0.2
Junction 11AE	0.0003	0	05Jan2000, 09:00	0.2
Junction 11AF	0.0005	0.1	05Jan2000, 09:00	0.3
Junction 11AG	0.00004	0	05Jan2000, 06:12	0
Junction 11AH	0.00264	0.4	05Jan2000, 09:00	1.5
Junction 11AI	0.1962	29.7	05Jan2000, 09:00	106.5
Junction 11AJ	0.1578	23.9	05Jan2000, 09:00	85.8
Junction 11AK	0.0432	6.5	05Jan2000, 09:00	22.5
Junction 11B	0.0004	0.1	05Jan2000, 09:00	0.2
Junction 11C	0.0084	1.3	05Jan2000, 09:00	4.5
Junction 11D	0.0099	1.5	05Jan2000, 09:00	5.3
Junction 11E	0.0006	0.1	05Jan2000, 09:00	0.3

100YR15MIN				
Hydrologic Element	Drainage Area (MI2)	Peak Discharge (CFS)	Time of Peak	Volume (AC-FT)
DEP 1C	0.0027	6	01Jan2000, 00:15	0.3
DEP 1E	0.0071	9.4	01Jan2000, 00:30	0.7
DEP 11O	0.0032	5	01Jan2000, 00:18	0.3
DEP 11Q	0.0029	5.7	01Jan2000, 00:18	0.3
DEP 11S	0.005	7	01Jan2000, 00:21	0.5
DEP 5A	0.0123	16.3	01Jan2000, 00:21	1.1
DEP 6A	0.0122	16.7	01Jan2000, 00:21	1.1
DEP 7E	0.0093	10.9	01Jan2000, 00:24	0.8
Junction ML1	0.0017	2.5	01Jan2000, 00:24	0.2
Junction ML2	0.0097	16.6	01Jan2000, 00:21	0.9
Junction ML3	0.0105	18	01Jan2000, 00:21	1
Junction ML4	0.0158	27.5	01Jan2000, 00:15	1.6
Junction ML5	0.2514	477	01Jan2000, 00:21	25.9
Junction ML6	0.2527	477.5	01Jan2000, 00:21	26.1
Junction ML7	0.2535	478.8	01Jan2000, 00:21	26.1
Junction ML8	0.25614	482.8	01Jan2000, 00:21	26.5
Junction Q4	0.00844	12.7	01Jan2000, 00:21	0.7
Junction 2C-6	0.0005	1.6	01Jan2000, 00:06	0.1
Junction 1A	0.016	22.9	01Jan2000, 00:24	1.5
Junction 1B	0.0015	3.4	01Jan2000, 00:18	0.2
Junction 1C	0.0042	9.3	01Jan2000, 00:18	0.4
Junction 1D	0.0043	9.3	01Jan2000, 00:18	0.4
Junction 1E	0.0114	17.1	01Jan2000, 00:21	1.2
Junction 1F	0.0005	3.3	01Jan2000, 00:03	0.1
Junction 1G	0.0003	2.1	01Jan2000, 00:03	0
Junction 1H	0.0002	1.5	01Jan2000, 00:03	0
Junction 10A	0.0014	1.9	01Jan2000, 00:36	0.1
Junction 10B	0.0015	2	01Jan2000, 00:33	0.1
Junction 10C	0.0019	2.9	01Jan2000, 00:06	0.2
Junction 11A	0.0013	2.2	01Jan2000, 00:24	0.1
Junction 11AA	0.0066	21	01Jan2000, 00:15	0.7
Junction 11AB	0.0002	0.5	01Jan2000, 00:18	0
Junction 11AC	0.001	0.9	01Jan2000, 00:51	0.1
Junction 11AD	0.0003	1.9	01Jan2000, 00:03	0
Junction 11AE	0.0003	1.8	01Jan2000, 00:06	0
Junction 11AF	0.0005	1.1	01Jan2000, 00:24	0.1
Junction 11AG	0.00004	0.3	01Jan2000, 00:03	0
Junction 11AH	0.00264	5	01Jan2000, 00:30	0.3
Junction 11AI	0.1962	379.2	01Jan2000, 00:21	20.3
Junction 11AJ	0.1578	304	01Jan2000, 00:24	16.4
Junction 11AK	0.0432	77.3	01Jan2000, 00:21	3.8
Junction 11B	0.0004	2.2	01Jan2000, 00:06	0
Junction 11C	0.0084	17.5	01Jan2000, 00:21	0.8
Junction 11D	0.0099	19.2	01Jan2000, 00:21	1
Junction 11E	0.0006	1.1	01Jan2000, 00:24	0.1

Junction 11F	0.0034	0.5	05Jan2000, 09:00	1.8
Junction 11G	0.0004	0.1	05Jan2000, 09:00	0.2
Junction 11H	0.0002	0	05Jan2000, 09:00	0.1
Junction 11I	0.0002	0	05Jan2000, 09:00	0.1
Junction 11J	0.0009	0.1	05Jan2000, 09:00	0.5
Junction 11K	0.0116	1.8	05Jan2000, 09:00	6.2
Junction 11L	0.0034	0.5	05Jan2000, 09:00	1.8
Junction 11M	0.0012	0.2	05Jan2000, 09:00	0.7
Junction 11N	0.0001	0	05Jan2000, 06:36	0.1
Junction 11O	0.0032	0.5	05Jan2000, 09:00	1.7
Junction 11P	0.0007	0.1	05Jan2000, 09:00	0.4
Junction 11Q	0.0029	0.4	05Jan2000, 09:00	1.6
Junction 11R	0.0024	0.4	05Jan2000, 09:00	1.3
Junction 11S	0.0082	1.2	05Jan2000, 09:00	4.4
Junction 11T	0.0098	1.5	05Jan2000, 09:00	5.3
Junction 11U	0.0032	0.5	05Jan2000, 09:00	1.8
Junction 11V	0.001	0.2	05Jan2000, 09:00	0.6
Junction 11W	0.0016	0.2	05Jan2000, 09:00	0.9
Junction 11X	0.001	0.2	05Jan2000, 09:00	0.5
Junction 11Y	0.0003	0	05Jan2000, 09:00	0.2
Junction 11Z	0.2003	30.3	05Jan2000, 09:00	108.8
Junction 11-C1	0.0105	1.6	05Jan2000, 09:00	5.6
Junction 11-C2	0.0013	0.2	05Jan2000, 09:00	0.7
Junction 11-C3	0.2032	30.7	05Jan2000, 09:00	110.4
Junction 11-C4	0.2148	32.5	05Jan2000, 09:00	116.6
Junction 11-C5	0.2224	33.6	05Jan2000, 09:00	120.7
Junction 2A	0.0014	0.2	05Jan2000, 09:00	0.8
Junction 2B	0.0069	1	05Jan2000, 09:00	3.5
Junction 2C	0.00714	1.1	05Jan2000, 09:00	3.6
Junction 2C-1	0.00734	1.1	05Jan2000, 09:00	3.7
Junction 2C-2	0.00754	1.1	05Jan2000, 09:00	3.8
Junction 2C-3	0.00794	1.2	05Jan2000, 09:00	4
Junction 2C-4	0.00927	1.4	05Jan2000, 09:00	4.8
Junction 2C-5	0.00977	1.5	05Jan2000, 09:00	5.1
Junction 2C-7	0.00997	1.5	05Jan2000, 09:00	5.2
Junction 2C-8	0.01047	1.6	05Jan2000, 09:00	5.4
Junction 2C-9	0.01287	1.9	05Jan2000, 09:00	6.8
Junction 2D	0.0001	0	05Jan2000, 09:00	0.1
Junction 2E	0.0001	0	05Jan2000, 09:00	0.1
Junction 2F	0.0004	0.1	05Jan2000, 09:00	0.2
Junction 2G	0.0006	0.1	05Jan2000, 09:00	0.3
Junction 2H	0.0002	0	05Jan2000, 09:00	0.1
Junction 2I	0.0002	0	05Jan2000, 09:00	0.1
Junction 2J	0.0001	0	05Jan2000, 09:00	0.1
Junction 2K	0.0005	0.1	05Jan2000, 09:00	0.3
Junction 2L	0.0022	0.3	05Jan2000, 09:00	1.2
Junction 2M	0.00004	0	05Jan2000, 09:00	0
Junction 2N	0.0001	0	05Jan2000, 09:00	0.1
Junction 2O	0.0001	0	05Jan2000, 09:00	0.1

Junction 11F	0.0034	6.4	01Jan2000, 00:21	0.3
Junction 11G	0.0004	0.7	01Jan2000, 00:24	0
Junction 11H	0.0002	0.4	01Jan2000, 00:21	0
Junction 11I	0.0002	1.3	01Jan2000, 00:03	0
Junction 11J	0.0009	1.6	01Jan2000, 00:27	0.1
Junction 11K	0.0116	22.3	01Jan2000, 00:21	1.1
Junction 11L	0.0034	6.8	01Jan2000, 00:21	0.3
Junction 11M	0.0012	5.3	01Jan2000, 00:06	0.1
Junction 11N	0.0001	0.7	01Jan2000, 00:06	0
Junction 11O	0.0032	5	01Jan2000, 00:18	0.3
Junction 11P	0.0007	1.3	01Jan2000, 00:24	0.1
Junction 11Q	0.0029	5.7	01Jan2000, 00:18	0.3
Junction 11R	0.0024	11.9	01Jan2000, 00:06	0.3
Junction 11S	0.0082	11.8	01Jan2000, 00:21	0.8
Junction 11T	0.0098	14.8	01Jan2000, 00:21	1
Junction 11U	0.0032	18	01Jan2000, 00:06	0.3
Junction 11V	0.001	3.1	01Jan2000, 00:15	0.1
Junction 11W	0.0016	5.9	01Jan2000, 00:15	0.2
Junction 11X	0.001	2.1	01Jan2000, 00:18	0.1
Junction 11Y	0.0003	2	01Jan2000, 00:03	0
Junction 11Z	0.2003	389.4	01Jan2000, 00:21	20.7
Junction 11-C1	0.0105	20.4	01Jan2000, 00:21	1
Junction 11-C2	0.0013	3.5	01Jan2000, 00:15	0.1
Junction 11-C3	0.2032	395.9	01Jan2000, 00:21	21.1
Junction 11-C4	0.2148	418.2	01Jan2000, 00:21	22.2
Junction 11-C5	0.2224	433.9	01Jan2000, 00:21	23
Junction 2A	0.0014	3.1	01Jan2000, 00:21	0.1
Junction 2B	0.0069	11.2	01Jan2000, 00:21	0.5
Junction 2C	0.00714	11.6	01Jan2000, 00:21	0.5
Junction 2C-1	0.00734	11.8	01Jan2000, 00:21	0.6
Junction 2C-2	0.00754	11.9	01Jan2000, 00:21	0.6
Junction 2C-3	0.00794	12.3	01Jan2000, 00:21	0.6
Junction 2C-4	0.00927	15.1	01Jan2000, 00:06	0.8
Junction 2C-5	0.00977	16.8	01Jan2000, 00:06	0.8
Junction 2C-7	0.00997	18.1	01Jan2000, 00:06	0.9
Junction 2C-8	0.01047	18.5	01Jan2000, 00:06	0.9
Junction 2C-9	0.01287	21.2	01Jan2000, 00:15	1.2
Junction 2D	0.0001	0.7	01Jan2000, 00:03	0
Junction 2E	0.0001	0.6	01Jan2000, 00:03	0
Junction 2F	0.0004	2.3	01Jan2000, 00:06	0
Junction 2G	0.0006	3.8	01Jan2000, 00:03	0.1
Junction 2H	0.0002	1.5	01Jan2000, 00:03	0
Junction 2I	0.0002	0.5	01Jan2000, 00:18	0
Junction 2J	0.0001	0.4	01Jan2000, 00:12	0
Junction 2K	0.0005	1.6	01Jan2000, 00:15	0.1
Junction 2L	0.0022	5.2	01Jan2000, 00:21	0.2
Junction 2M	0.00004	0.2	01Jan2000, 00:03	0
Junction 2N	0.0001	0.6	01Jan2000, 00:03	0
Junction 2O	0.0001	0.6	01Jan2000, 00:06	0

Junction 2P	0.00824	1.2	05Jan2000, 09:00	4.2
Junction 2Q	0.0002	0	05Jan2000, 09:00	0.1
Junction 2R	0.00907	1.4	05Jan2000, 09:00	4.7
Junction 2S	0.0002	0	05Jan2000, 06:12	0.1
Junction 2T	0.0002	0	05Jan2000, 06:12	0.1
Junction 2U	0.0002	0	05Jan2000, 09:00	0.1
Junction 4A	0.0003	0	05Jan2000, 09:00	0.2
Junction 4B	0.0002	0	05Jan2000, 09:00	0.1
Junction 4C	0.0001	0	05Jan2000, 09:00	0.1
Junction 4C-1	0.0055	0.8	05Jan2000, 09:00	3
Junction 4C-10	0.0026	0.4	05Jan2000, 09:00	1.4
Junction 4C-11	0.0024	0.4	05Jan2000, 09:00	1.3
Junction 4C-2	0.0053	0.8	05Jan2000, 09:00	2.9
Junction 4C-3	0.0051	0.8	05Jan2000, 09:00	2.8
Junction 4C-4	0.0048	0.7	05Jan2000, 09:00	2.6
Junction 4C-5	0.0039	0.6	05Jan2000, 09:00	2.1
Junction 4C-6	0.0036	0.5	05Jan2000, 09:00	2
Junction 4C-7	0.0033	0.5	05Jan2000, 09:00	1.8
Junction 4C-8	0.0031	0.5	05Jan2000, 09:00	1.7
Junction 4C-9	0.0029	0.4	05Jan2000, 09:00	1.6
Junction 4D	0.0001	0	05Jan2000, 06:12	0.1
Junction 4E	0.0008	0.1	05Jan2000, 09:00	0.4
Junction 4F	0.0002	0	05Jan2000, 09:00	0.1
Junction 4G	0.0002	0	05Jan2000, 06:12	0.1
Junction 4H	0.0003	0	05Jan2000, 09:00	0.2
Junction 4I	0.0009	0.1	05Jan2000, 09:00	0.5
Junction 4J	0.0003	0	05Jan2000, 09:00	0.2
Junction 4K	0.0002	0	05Jan2000, 09:00	0.1
Junction 4L	0.0002	0	05Jan2000, 09:00	0.1
Junction 4M	0.0001	0	05Jan2000, 06:12	0.1
Junction 4N	0.0016	0.2	05Jan2000, 09:00	0.9
Junction 5A	0.0123	1.8	05Jan2000, 09:00	6.5
Junction 6A	0.0122	1.8	05Jan2000, 09:00	6.4
Junction 7A	0.0027	0.4	05Jan2000, 09:00	1.4
Junction 7B	0.0025	0.4	05Jan2000, 09:00	1.3
Junction 7C	0.0053	0.8	05Jan2000, 09:00	2.8
Junction 7D	0.001	0.2	05Jan2000, 09:00	0.5
Junction 7E	0.01465	2.2	05Jan2000, 09:00	7.6
Junction 7F	0.00005	0	05Jan2000, 09:00	0
Junction 7G	0.00002	0	05Jan2000, 09:00	0
Junction 7H	0.00003	0	05Jan2000, 09:00	0
Junction 8A	0.0005	0.1	05Jan2000, 09:00	0.3
Junction 8B	0.0013	0.2	05Jan2000, 09:00	0.7
Junction 8C	0.0017	0.3	05Jan2000, 09:00	0.9
Junction 8D	0.0022	0.3	05Jan2000, 09:00	1.1
Junction 8E	0.0033	0.5	05Jan2000, 09:00	1.7
Junction 8F	0.0041	0.6	05Jan2000, 09:00	2.1
Junction 8G	0.0006	0.1	05Jan2000, 09:00	0.3
Junction 9A	0.002	0.3	05Jan2000, 09:00	1.1

Junction 2P	0.00824	12.5	01Jan2000, 00:21	0.7
Junction 2Q	0.0002	1.4	01Jan2000, 00:03	0
Junction 2R	0.00907	13.8	01Jan2000, 00:06	0.8
Junction 2S	0.0002	1.5	01Jan2000, 00:03	0
Junction 2T	0.0002	1.5	01Jan2000, 00:03	0
Junction 2U	0.0002	1.5	01Jan2000, 00:03	0
Junction 4A	0.0003	1.4	01Jan2000, 00:09	0
Junction 4B	0.0002	1.1	01Jan2000, 00:06	0
Junction 4C	0.0001	0.6	01Jan2000, 00:03	0
Junction 4C-1	0.0055	25.9	01Jan2000, 00:06	0.6
Junction 4C-10	0.0026	10	01Jan2000, 00:06	0.3
Junction 4C-11	0.0024	8.7	01Jan2000, 00:06	0.2
Junction 4C-2	0.0053	24.6	01Jan2000, 00:06	0.6
Junction 4C-3	0.0051	23.3	01Jan2000, 00:06	0.6
Junction 4C-4	0.0048	22.5	01Jan2000, 00:06	0.5
Junction 4C-5	0.0039	16.8	01Jan2000, 00:06	0.4
Junction 4C-6	0.0036	15.6	01Jan2000, 00:06	0.4
Junction 4C-7	0.0033	14	01Jan2000, 00:06	0.3
Junction 4C-8	0.0031	12.9	01Jan2000, 00:06	0.3
Junction 4C-9	0.0029	11.7	01Jan2000, 00:06	0.3
Junction 4D	0.0001	0.8	01Jan2000, 00:03	0
Junction 4E	0.0008	2.3	01Jan2000, 00:15	0.1
Junction 4F	0.0002	1.4	01Jan2000, 00:03	0
Junction 4G	0.0002	1.5	01Jan2000, 00:03	0
Junction 4H	0.0003	1.2	01Jan2000, 00:12	0
Junction 4I	0.0009	6.3	01Jan2000, 00:03	0.1
Junction 4J	0.0003	1.6	01Jan2000, 00:06	0
Junction 4K	0.0002	1.2	01Jan2000, 00:03	0
Junction 4L	0.0002	1.1	01Jan2000, 00:06	0
Junction 4M	0.0001	0.8	01Jan2000, 00:03	0
Junction 4N	0.0016	8.1	01Jan2000, 00:06	0.2
Junction 5A	0.0123	16.3	01Jan2000, 00:21	1.1
Junction 6A	0.0122	16.7	01Jan2000, 00:21	1.1
Junction 7A	0.0027	3.9	01Jan2000, 00:27	0.2
Junction 7B	0.0025	3.7	01Jan2000, 00:27	0.2
Junction 7C	0.0053	8.9	01Jan2000, 00:15	0.5
Junction 7D	0.001	2.1	01Jan2000, 00:18	0.1
Junction 7E	0.01465	19.2	01Jan2000, 00:21	1.3
Junction 7F	0.00005	0.4	01Jan2000, 00:03	0
Junction 7G	0.00002	0.2	01Jan2000, 00:03	0
Junction 7H	0.00003	0.2	01Jan2000, 00:03	0
Junction 8A	0.0005	0.9	01Jan2000, 00:21	0
Junction 8B	0.0013	2.3	01Jan2000, 00:21	0.1
Junction 8C	0.0017	3	01Jan2000, 00:21	0.1
Junction 8D	0.0022	4	01Jan2000, 00:21	0.2
Junction 8E	0.0033	6.1	01Jan2000, 00:21	0.3
Junction 8F	0.0041	7.4	01Jan2000, 00:21	0.4
Junction 8G	0.0006	3.3	01Jan2000, 00:06	0.1
Junction 9A	0.002	4.4	01Jan2000, 00:24	0.2

Junction 9A-9C	0.0043	0.7	05Jan2000, 09:00	2.4	Junction 9A-9C	0.0043	9.7	01Jan2000, 00:18	0.5
Junction 9B	0.0015	0.2	05Jan2000, 09:00	0.8	Junction 9B	0.0015	6.2	01Jan2000, 00:06	0.1
Junction 9B-9D	0.0094	1.4	05Jan2000, 09:00	5.1	Junction 9B-9D	0.0094	27	01Jan2000, 00:09	1
Junction 9C	0.0033	0.5	05Jan2000, 09:00	1.8	Junction 9C	0.0033	7.7	01Jan2000, 00:18	0.4
Junction 9D	0.0036	0.5	05Jan2000, 09:00	2	Junction 9D	0.0036	17.7	01Jan2000, 00:06	0.4
Junction 9E	0.001	0.2	05Jan2000, 09:00	0.5	Junction 9E	0.001	2.2	01Jan2000, 00:15	0.1
Junction 9E-9C	0.0043	0.7	05Jan2000, 09:00	2.4	Junction 9E-9C	0.0043	9.7	01Jan2000, 00:18	0.5
Junction 9F	0.0002	0	05Jan2000, 09:00	0.1	Junction 9F	0.0002	1.3	01Jan2000, 00:06	0
Outlet 1	0.016	2.4	05Jan2000, 08:57	8.5	Outlet 1	0.016	22.9	01Jan2000, 00:21	1.5
OUTLET 10	0.0019	0.3	05Jan2000, 08:57	1	OUTLET 10	0.0019	2.9	01Jan2000, 00:03	0.2
OUTLET 11	0.25614	38.7	05Jan2000, 08:57	139	OUTLET 11	0.25614	482.8	01Jan2000, 00:18	26.4
OUTLET 2	0.01287	1.9	05Jan2000, 08:57	6.8	OUTLET 2	0.01287	21.2	01Jan2000, 00:12	1.2
OUTLET 3A	0.0005	0.1	05Jan2000, 08:57	0.3	OUTLET 3A	0.0005	3.3	01Jan2000, 00:03	0.1
OUTLET 3B	0.0005	0.1	05Jan2000, 08:57	0.3	OUTLET 3B	0.0005	2.1	01Jan2000, 00:09	0.1
OUTLET 4	0.0055	0.8	05Jan2000, 08:57	3	OUTLET 4	0.0055	25.9	01Jan2000, 00:03	0.6
OUTLET 5	0.0123	1.8	05Jan2000, 08:57	6.5	OUTLET 5	0.0123	16.3	01Jan2000, 00:18	1.1
OUTLET 6	0.0122	1.8	05Jan2000, 08:57	6.4	OUTLET 6	0.0122	16.7	01Jan2000, 00:18	1.1
OUTLET 7	0.01465	2.2	05Jan2000, 08:57	7.6	OUTLET 7	0.01465	19.2	01Jan2000, 00:18	1.3
OUTLET 8A	0.0041	0.6	05Jan2000, 08:57	2.1	OUTLET 8A	0.0041	7.4	01Jan2000, 00:18	0.4
OUTLET 8B	0.0006	0.1	05Jan2000, 08:57	0.3	OUTLET 8B	0.0006	3.3	01Jan2000, 00:03	0.1
OUTLET 9	0.0094	1.4	05Jan2000, 08:57	5.1	OUTLET 9	0.0094	27	01Jan2000, 00:06	1
1A	0.0041	0.6	05Jan2000, 09:00	2.1	1A	0.0041	5.7	01Jan2000, 00:27	0.3
1B	0.0015	0.2	05Jan2000, 09:00	0.8	1B	0.0015	3.4	01Jan2000, 00:18	0.2
1C	0.0027	0.4	05Jan2000, 09:00	1.5	1C	0.0027	6	01Jan2000, 00:15	0.3
1D	0.0001	0	05Jan2000, 09:00	0	1D	0.0001	0.2	01Jan2000, 00:06	0
1E	0.0071	1.1	05Jan2000, 09:00	3.8	1E	0.0071	14	01Jan2000, 00:15	0.7
1F	0.0002	0	05Jan2000, 09:00	0.1	1F	0.0002	1.2	01Jan2000, 00:03	0
1G	0.0001	0	05Jan2000, 09:00	0.1	1G	0.0001	0.7	01Jan2000, 00:03	0
1H	0.0002	0	05Jan2000, 09:00	0.1	1H	0.0002	1.5	01Jan2000, 00:03	0
10A	0.0014	0.2	05Jan2000, 09:00	0.7	10A	0.0014	1.9	01Jan2000, 00:36	0.1
10B	0.0001	0	05Jan2000, 06:12	0.1	10B	0.0001	0.8	01Jan2000, 00:03	0
10C	0.0004	0.1	05Jan2000, 09:00	0.2	10C	0.0004	2.2	01Jan2000, 00:06	0
11A	0.0013	0.2	05Jan2000, 09:00	0.7	11A	0.0013	2.2	01Jan2000, 00:24	0.1
11AA	0.0066	1	05Jan2000, 09:00	3.6	11AA	0.0066	21	01Jan2000, 00:15	0.7
11AB	0.0002	0	05Jan2000, 09:00	0.1	11AB	0.0002	0.5	01Jan2000, 00:18	0
11AC	0.001	0.1	05Jan2000, 09:03	0.5	11AC	0.001	0.9	01Jan2000, 00:51	0.1
11AD	0.0003	0	05Jan2000, 09:00	0.2	11AD	0.0003	1.9	01Jan2000, 00:03	0
11AE	0.0003	0	05Jan2000, 09:00	0.2	11AE	0.0003	1.8	01Jan2000, 00:06	0
11AF	0.0005	0.1	05Jan2000, 09:00	0.3	11AF	0.0005	1.1	01Jan2000, 00:24	0.1
11AG	0.00004	0	05Jan2000, 06:12	0	11AG	0.00004	0.3	01Jan2000, 00:03	0
11AH	0.0026	0.4	05Jan2000, 09:00	1.5	11AH	0.0026	4.9	01Jan2000, 00:30	0.3
11AI	0.0384	5.8	05Jan2000, 09:00	20.7	11AI	0.0384	90.8	01Jan2000, 00:18	3.8
11AJ	0.1146	17.4	05Jan2000, 09:00	63.3	11AJ	0.1146	228.3	01Jan2000, 00:24	12.6
11AK	0.0432	6.5	05Jan2000, 09:00	22.5	11AK	0.0432	77.3	01Jan2000, 00:21	3.8
11B	0.0004	0.1	05Jan2000, 09:00	0.2	11B	0.0004	2.2	01Jan2000, 00:06	0
11C	0.0084	1.3	05Jan2000, 09:00	4.5	11C	0.0084	17.5	01Jan2000, 00:21	0.8
11D	0.0009	0.1	05Jan2000, 09:00	0.5	11D	0.0009	4.6	01Jan2000, 00:06	0.1
11E	0.0006	0.1	05Jan2000, 09:00	0.3	11E	0.0006	1.1	01Jan2000, 00:24	0.1
11F	0.0032	0.5	05Jan2000, 09:00	1.7	11F	0.0032	6.2	01Jan2000, 00:21	0.3

11G	0.0004	0.1	05Jan2000, 09:00	0.2	11G	0.0004	0.7	01Jan2000, 00:24	0
11H	0.0002	0	05Jan2000, 09:00	0.1	11H	0.0002	0.4	01Jan2000, 00:21	0
11I	0.0002	0	05Jan2000, 09:00	0.1	11I	0.0002	1.3	01Jan2000, 00:03	0
11J	0.0009	0.1	05Jan2000, 09:00	0.5	11J	0.0009	1.6	01Jan2000, 00:27	0.1
11K	0.0002	0	05Jan2000, 09:00	0.1	11K	0.0002	0.4	01Jan2000, 00:24	0
11L	0.0034	0.5	05Jan2000, 09:00	1.8	11L	0.0034	6.8	01Jan2000, 00:21	0.3
11M	0.0012	0.2	05Jan2000, 09:00	0.7	11M	0.0012	5.3	01Jan2000, 00:06	0.1
11N	0.0001	0	05Jan2000, 06:36	0.1	11N	0.0001	0.7	01Jan2000, 00:06	0
11O	0.0032	0.5	05Jan2000, 09:00	1.7	11O	0.0032	5	01Jan2000, 00:18	0.3
11P	0.0007	0.1	05Jan2000, 09:00	0.4	11P	0.0007	1.3	01Jan2000, 00:24	0.1
11Q	0.0029	0.4	05Jan2000, 09:00	1.6	11Q	0.0029	5.6	01Jan2000, 00:18	0.3
11R	0.0024	0.4	05Jan2000, 09:00	1.3	11R	0.0024	11.9	01Jan2000, 00:06	0.3
11S	0.005	0.8	05Jan2000, 09:00	2.7	11S	0.005	7	01Jan2000, 00:21	0.5
11T	0.0016	0.2	05Jan2000, 09:00	0.9	11T	0.0016	3	01Jan2000, 00:24	0.2
11U	0.0032	0.5	05Jan2000, 09:00	1.8	11U	0.0032	18	01Jan2000, 00:06	0.3
11V	0.001	0.2	05Jan2000, 09:00	0.6	11V	0.001	3.1	01Jan2000, 00:15	0.1
11W	0.0016	0.2	05Jan2000, 09:00	0.9	11W	0.0016	5.9	01Jan2000, 00:15	0.2
11X	0.001	0.2	05Jan2000, 09:00	0.5	11X	0.001	2.1	01Jan2000, 00:18	0.1
11Y	0.0003	0	05Jan2000, 09:00	0.2	11Y	0.0003	2	01Jan2000, 00:03	0
11Z	0.0041	0.6	05Jan2000, 09:00	2.3	11Z	0.0041	10.2	01Jan2000, 00:21	0.5
2A	0.0014	0.2	05Jan2000, 09:00	0.8	2A	0.0014	3.1	01Jan2000, 00:21	0.1
2B	0.0069	1	05Jan2000, 09:00	3.5	2B	0.0069	11.2	01Jan2000, 00:21	0.5
2C	0.0002	0	05Jan2000, 09:00	0.1	2C	0.0002	0.5	01Jan2000, 00:15	0
2D	0.0001	0	05Jan2000, 09:00	0.1	2D	0.0001	0.7	01Jan2000, 00:03	0
2E	0.0001	0	05Jan2000, 09:00	0.1	2E	0.0001	0.6	01Jan2000, 00:03	0
2F	0.0004	0.1	05Jan2000, 09:00	0.2	2F	0.0004	2.3	01Jan2000, 00:06	0
2G	0.0006	0.1	05Jan2000, 09:00	0.3	2G	0.0006	3.8	01Jan2000, 00:03	0.1
2H	0.0002	0	05Jan2000, 09:00	0.1	2H	0.0002	1.5	01Jan2000, 00:03	0
2I	0.0002	0	05Jan2000, 09:00	0.1	2I	0.0002	0.5	01Jan2000, 00:18	0
2J	0.0001	0	05Jan2000, 09:00	0.1	2J	0.0001	0.4	01Jan2000, 00:12	0
2k	0.0005	0.1	05Jan2000, 09:00	0.3	2k	0.0005	1.6	01Jan2000, 00:15	0.1
2L	0.0008	0.1	05Jan2000, 09:00	0.4	2L	0.0008	2.2	01Jan2000, 00:18	0.1
2M	0.00004	0	05Jan2000, 09:00	0	2M	0.00004	0.2	01Jan2000, 00:03	0
2N	0.0001	0	05Jan2000, 09:00	0.1	2N	0.0001	0.6	01Jan2000, 00:03	0
2O	0.0001	0	05Jan2000, 09:00	0.1	2O	0.0001	0.6	01Jan2000, 00:06	0
2P	0.0003	0	05Jan2000, 09:00	0.2	2P	0.0003	2	01Jan2000, 00:03	0
2Q	0.0002	0	05Jan2000, 09:00	0.1	2Q	0.0002	1.4	01Jan2000, 00:03	0
2R	0.00003	0	05Jan2000, 06:12	0	2R	0.00003	0.2	01Jan2000, 00:03	0
2S	0.0002	0	05Jan2000, 06:12	0.1	2S	0.0002	1.5	01Jan2000, 00:03	0
2T	0.0002	0	05Jan2000, 06:12	0.1	2T	0.0002	1.5	01Jan2000, 00:03	0
2U	0.0002	0	05Jan2000, 09:00	0.1	2U	0.0002	1.5	01Jan2000, 00:03	0
3A	0.0005	0.1	05Jan2000, 09:00	0.3	3A	0.0005	3.3	01Jan2000, 00:06	0.1
3B	0.0005	0.1	05Jan2000, 09:00	0.3	3B	0.0005	2.1	01Jan2000, 00:12	0.1
4A	0.0003	0	05Jan2000, 09:00	0.2	4A	0.0003	1.4	01Jan2000, 00:09	0
4B	0.0002	0	05Jan2000, 09:00	0.1	4B	0.0002	1.1	01Jan2000, 00:06	0
4C	0.0001	0	05Jan2000, 09:00	0.1	4C	0.0001	0.6	01Jan2000, 00:03	0
4D	0.0001	0	05Jan2000, 06:12	0.1	4D	0.0001	0.8	01Jan2000, 00:03	0
4E	0.0008	0.1	05Jan2000, 09:00	0.4	4E	0.0008	2.3	01Jan2000, 00:15	0.1
4F	0.0002	0	05Jan2000, 09:00	0.1	4F	0.0002	1.4	01Jan2000, 00:03	0

4G	0.0002	0	05Jan2000, 06:12	0.1	4G	0.0002	1.5	01Jan2000, 00:03	0
4H	0.0003	0	05Jan2000, 09:00	0.2	4H	0.0003	1.2	01Jan2000, 00:12	0
4I	0.0009	0.1	05Jan2000, 09:00	0.5	4I	0.0009	6.3	01Jan2000, 00:03	0.1
4J	0.0003	0	05Jan2000, 09:00	0.2	4J	0.0003	1.6	01Jan2000, 00:06	0
4K	0.0002	0	05Jan2000, 09:00	0.1	4K	0.0002	1.2	01Jan2000, 00:03	0
4L	0.0002	0	05Jan2000, 09:00	0.1	4L	0.0002	1.1	01Jan2000, 00:06	0
4M	0.0001	0	05Jan2000, 06:12	0.1	4M	0.0001	0.8	01Jan2000, 00:03	0
4N	0.0016	0.2	05Jan2000, 09:00	0.9	4N	0.0016	8.1	01Jan2000, 00:06	0.2
5A	0.0123	1.8	05Jan2000, 09:00	6.5	5A	0.0123	16.6	01Jan2000, 00:21	1.1
6A	0.0122	1.8	05Jan2000, 09:00	6.4	6A	0.0122	17.3	01Jan2000, 00:18	1.1
7A	0.0002	0	05Jan2000, 09:00	0.1	7A	0.0002	1.1	01Jan2000, 00:06	0
7B	0.0025	0.4	05Jan2000, 09:00	1.3	7B	0.0025	3.7	01Jan2000, 00:27	0.2
7C	0.0016	0.2	05Jan2000, 09:00	0.8	7C	0.0016	4.5	01Jan2000, 00:12	0.2
7D	0.001	0.2	05Jan2000, 09:00	0.5	7D	0.001	2.1	01Jan2000, 00:18	0.1
7E	0.0093	1.4	05Jan2000, 09:00	4.8	7E	0.0093	11	01Jan2000, 00:21	0.8
7F	0.00002	0	05Jan2000, 09:00	0	7F	0.00002	0.1	01Jan2000, 00:03	0
7G	0.00002	0	05Jan2000, 09:00	0	7G	0.00002	0.2	01Jan2000, 00:03	0
7H	0.00001	0	05Jan2000, 09:00	0	7H	0.00001	0.1	01Jan2000, 00:03	0
8A	0.0005	0.1	05Jan2000, 09:00	0.3	8A	0.0005	0.9	01Jan2000, 00:21	0
8B	0.0008	0.1	05Jan2000, 09:00	0.4	8B	0.0008	1.5	01Jan2000, 00:21	0.1
8C	0.0004	0.1	05Jan2000, 09:00	0.2	8C	0.0004	0.7	01Jan2000, 00:21	0
8D	0.0005	0.1	05Jan2000, 09:00	0.3	8D	0.0005	1	01Jan2000, 00:18	0
8E	0.0011	0.2	05Jan2000, 09:00	0.6	8E	0.0011	2.1	01Jan2000, 00:21	0.1
8F	0.0008	0.1	05Jan2000, 09:00	0.4	8F	0.0008	1.4	01Jan2000, 00:24	0.1
8G	0.0006	0.1	05Jan2000, 09:00	0.3	8G	0.0006	3.3	01Jan2000, 00:06	0.1
9A	0.002	0.3	05Jan2000, 09:00	1.1	9A	0.002	4.4	01Jan2000, 00:24	0.2
9B	0.0015	0.2	05Jan2000, 09:00	0.8	9B	0.0015	6.2	01Jan2000, 00:06	0.1
9C	0.0013	0.2	05Jan2000, 09:00	0.7	9C	0.0013	3.7	01Jan2000, 00:18	0.1
9D	0.0036	0.5	05Jan2000, 09:00	2	9D	0.0036	17.7	01Jan2000, 00:06	0.4
9E	0.0008	0.1	05Jan2000, 09:00	0.4	9E	0.0008	1.9	01Jan2000, 00:18	0.1
9F	0.0002	0	05Jan2000, 09:00	0.1	9F	0.0002	1.3	01Jan2000, 00:06	0

100YR18HR				
Hydrologic Element	Drainage Area (MI2)	Peak Discharge (CFS)	Time of Peak	Volume (AC-FT)
DEP 1C	0.0027	1.6	01Jan2000, 11:33	1.1
DEP 1E	0.0071	4.1	01Jan2000, 11:45	2.8
DEP 11O	0.0032	1.8	01Jan2000, 11:36	1.3
DEP 11Q	0.0029	1.7	01Jan2000, 11:36	1.2
DEP 11S	0.005	2.9	01Jan2000, 11:42	2
DEP 5A	0.0123	7.1	01Jan2000, 11:42	4.8
DEP 6A	0.0122	7	01Jan2000, 11:39	4.7
DEP 7E	0.0093	5.3	01Jan2000, 11:45	3.5
Junction ML1	0.0017	1	01Jan2000, 11:30	0.7
Junction ML2	0.0097	5.6	01Jan2000, 11:30	3.8
Junction ML3	0.0105	6.1	01Jan2000, 11:30	4.2
Junction ML4	0.0158	9.2	01Jan2000, 11:30	6.4
Junction ML5	0.2514	146.9	01Jan2000, 11:36	101.7
Junction ML6	0.2527	147.6	01Jan2000, 11:36	102.2
Junction ML7	0.2535	148.1	01Jan2000, 11:36	102.5
Junction ML8	0.25614	149.7	01Jan2000, 11:36	103.7
Junction Q4	0.00844	4.8	01Jan2000, 11:30	3.2
Junction 2C-6	0.0005	0.3	01Jan2000, 11:30	0.2
Junction 1A	0.016	9.2	01Jan2000, 11:39	6.3
Junction 1B	0.0015	0.9	01Jan2000, 11:33	0.6
Junction 1C	0.0042	2.5	01Jan2000, 11:33	1.7
Junction 1D	0.0043	2.5	01Jan2000, 11:33	1.7
Junction 1E	0.0114	6.6	01Jan2000, 11:39	4.6
Junction 1F	0.0005	0.3	01Jan2000, 11:30	0.2
Junction 1G	0.0003	0.2	01Jan2000, 11:30	0.1
Junction 1H	0.0002	0.1	01Jan2000, 11:30	0.1
Junction 10A	0.0014	0.8	01Jan2000, 11:48	0.6
Junction 10B	0.0015	0.9	01Jan2000, 11:48	0.6
Junction 10C	0.0019	1.1	01Jan2000, 11:48	0.8
Junction 11A	0.0013	0.8	01Jan2000, 11:39	0.5
Junction 11AA	0.0066	3.9	01Jan2000, 11:30	2.7
Junction 11AB	0.0002	0.1	01Jan2000, 11:33	0.1
Junction 11AC	0.001	0.6	01Jan2000, 12:09	0.4
Junction 11AD	0.0003	0.2	01Jan2000, 11:30	0.1
Junction 11AE	0.0003	0.2	01Jan2000, 11:30	0.1
Junction 11AF	0.0005	0.3	01Jan2000, 11:39	0.2
Junction 11AG	0.00004	0	01Jan2000, 11:24	0
Junction 11AH	0.00264	1.6	01Jan2000, 11:42	1.1
Junction 11AI	0.1962	114.7	01Jan2000, 11:36	79.4
Junction 11AJ	0.1578	92.3	01Jan2000, 11:39	64
Junction 11AK	0.0432	24.8	01Jan2000, 11:36	16.6
Junction 11B	0.0004	0.2	01Jan2000, 11:30	0.2
Junction 11C	0.0084	4.9	01Jan2000, 11:36	3.3
Junction 11D	0.0099	5.8	01Jan2000, 11:30	3.9
Junction 11E	0.0006	0.3	01Jan2000, 11:36	0.2

100YR24HR				
Hydrologic Element	Drainage Area (MI2)	Peak Discharge (CFS)	Time of Peak	Volume (AC-FT)
DEP 1C	0.0027	1.3	01Jan2000, 15:05	1.2
DEP 1E	0.0071	3.4	01Jan2000, 16:02	3
DEP 11O	0.0032	1.5	01Jan2000, 16:01	1.3
DEP 11Q	0.0029	1.4	01Jan2000, 15:11	1.3
DEP 11S	0.005	2.4	01Jan2000, 16:01	2.1
DEP 5A	0.0123	5.9	01Jan2000, 16:02	5.1
DEP 6A	0.0122	5.8	01Jan2000, 16:02	5
DEP 7E	0.0093	4.4	01Jan2000, 16:03	3.8
Junction ML1	0.0017	0.8	01Jan2000, 16:00	0.7
Junction ML2	0.0097	4.7	01Jan2000, 16:00	4.1
Junction ML3	0.0105	5.1	01Jan2000, 16:00	4.4
Junction ML4	0.0158	7.7	01Jan2000, 16:00	6.8
Junction ML5	0.2514	122	01Jan2000, 15:08	108.5
Junction ML6	0.2527	122.6	01Jan2000, 15:08	109
Junction ML7	0.2535	123	01Jan2000, 15:08	109.4
Junction ML8	0.25614	124.3	01Jan2000, 15:09	110.6
Junction Q4	0.00844	4	01Jan2000, 16:00	3.4
Junction 2C-6	0.0005	0.2	01Jan2000, 15:00	0.2
Junction 1A	0.016	7.7	01Jan2000, 16:00	6.8
Junction 1B	0.0015	0.7	01Jan2000, 15:05	0.6
Junction 1C	0.0042	2	01Jan2000, 15:05	1.8
Junction 1D	0.0043	2.1	01Jan2000, 15:06	1.9
Junction 1E	0.0114	5.5	01Jan2000, 16:00	4.9
Junction 1F	0.0005	0.2	01Jan2000, 15:00	0.2
Junction 1G	0.0003	0.1	01Jan2000, 15:00	0.1
Junction 1H	0.0002	0.1	01Jan2000, 15:00	0.1
Junction 10A	0.0014	0.7	01Jan2000, 16:02	0.6
Junction 10B	0.0015	0.7	01Jan2000, 16:00	0.6
Junction 10C	0.0019	0.9	01Jan2000, 16:00	0.8
Junction 11A	0.0013	0.6	01Jan2000, 16:01	0.5
Junction 11AA	0.0066	3.2	01Jan2000, 15:02	2.9
Junction 11AB	0.0002	0.1	01Jan2000, 15:04	0.1
Junction 11AC	0.001	0.5	01Jan2000, 16:08	0.4
Junction 11AD	0.0003	0.1	01Jan2000, 15:00	0.1
Junction 11AE	0.0003	0.1	01Jan2000, 15:00	0.1
Junction 11AF	0.0005	0.2	01Jan2000, 15:09	0.2
Junction 11AG	0.00004	0	01Jan2000, 14:05	0
Junction 11AH	0.00264	1.3	01Jan2000, 15:16	1.2
Junction 11AI	0.1962	95.3	01Jan2000, 15:09	84.7
Junction 11AJ	0.1578	76.6	01Jan2000, 15:10	68.3
Junction 11AK	0.0432	20.7	01Jan2000, 16:01	17.8
Junction 11B	0.0004	0.2	01Jan2000, 15:00	0.2
Junction 11C	0.0084	4.1	01Jan2000, 15:07	3.5
Junction 11D	0.0099	4.8	01Jan2000, 16:00	4.2
Junction 11E	0.0006	0.3	01Jan2000, 16:01	0.2

Junction 11F	0.0034	2	01Jan2000, 11:36	1.3
Junction 11G	0.0004	0.2	01Jan2000, 11:36	0.2
Junction 11H	0.0002	0.1	01Jan2000, 11:36	0.1
Junction 11I	0.0002	0.1	01Jan2000, 11:30	0.1
Junction 11J	0.0009	0.5	01Jan2000, 11:39	0.4
Junction 11K	0.0116	6.7	01Jan2000, 11:33	4.6
Junction 11L	0.0034	2	01Jan2000, 11:36	1.3
Junction 11M	0.0012	0.7	01Jan2000, 11:30	0.5
Junction 11N	0.0001	0.1	01Jan2000, 11:24	0
Junction 11O	0.0032	1.8	01Jan2000, 11:36	1.3
Junction 11P	0.0007	0.4	01Jan2000, 11:39	0.3
Junction 11Q	0.0029	1.7	01Jan2000, 11:36	1.2
Junction 11R	0.0024	1.4	01Jan2000, 11:30	1
Junction 11S	0.0082	4.7	01Jan2000, 11:39	3.3
Junction 11T	0.0098	5.7	01Jan2000, 11:39	3.9
Junction 11U	0.0032	1.9	01Jan2000, 11:30	1.3
Junction 11V	0.001	0.6	01Jan2000, 11:30	0.4
Junction 11W	0.0016	1	01Jan2000, 11:30	0.7
Junction 11X	0.001	0.6	01Jan2000, 11:33	0.4
Junction 11Y	0.0003	0.2	01Jan2000, 11:30	0.1
Junction 11Z	0.2003	117.1	01Jan2000, 11:36	81.1
Junction 11-C1	0.0105	6.1	01Jan2000, 11:30	4.2
Junction 11-C2	0.0013	0.8	01Jan2000, 11:30	0.5
Junction 11-C3	0.2032	118.8	01Jan2000, 11:36	82.3
Junction 11-C4	0.2148	125.6	01Jan2000, 11:36	86.9
Junction 11-C5	0.2224	130	01Jan2000, 11:36	90
Junction 2A	0.0014	0.8	01Jan2000, 11:36	0.6
Junction 2B	0.0069	3.9	01Jan2000, 11:36	2.5
Junction 2C	0.00714	4	01Jan2000, 11:36	2.6
Junction 2C-1	0.00734	4.1	01Jan2000, 11:36	2.7
Junction 2C-2	0.00754	4.3	01Jan2000, 11:36	2.8
Junction 2C-3	0.00794	4.5	01Jan2000, 11:30	2.9
Junction 2C-4	0.00927	5.3	01Jan2000, 11:30	3.5
Junction 2C-5	0.00977	5.6	01Jan2000, 11:30	3.7
Junction 2C-7	0.00997	5.7	01Jan2000, 11:30	3.8
Junction 2C-8	0.01047	6	01Jan2000, 11:30	4
Junction 2C-9	0.01287	7.4	01Jan2000, 11:30	5
Junction 2D	0.0001	0.1	01Jan2000, 11:30	0
Junction 2E	0.0001	0.1	01Jan2000, 11:30	0
Junction 2F	0.0004	0.2	01Jan2000, 11:30	0.2
Junction 2G	0.0006	0.4	01Jan2000, 11:30	0.3
Junction 2H	0.0002	0.1	01Jan2000, 11:30	0.1
Junction 2I	0.0002	0.1	01Jan2000, 11:33	0.1
Junction 2J	0.0001	0.1	01Jan2000, 11:30	0
Junction 2K	0.0005	0.3	01Jan2000, 11:30	0.2
Junction 2L	0.0022	1.3	01Jan2000, 11:33	0.9
Junction 2M	0.00004	0	01Jan2000, 11:30	0
Junction 2N	0.0001	0.1	01Jan2000, 11:30	0
Junction 2O	0.0001	0.1	01Jan2000, 11:30	0

Junction 11F	0.0034	1.6	01Jan2000, 16:00	1.4
Junction 11G	0.0004	0.2	01Jan2000, 15:10	0.2
Junction 11H	0.0002	0.1	01Jan2000, 15:07	0.1
Junction 11I	0.0002	0.1	01Jan2000, 15:00	0.1
Junction 11J	0.0009	0.4	01Jan2000, 15:12	0.4
Junction 11K	0.0116	5.6	01Jan2000, 15:08	4.9
Junction 11L	0.0034	1.6	01Jan2000, 16:01	1.4
Junction 11M	0.0012	0.6	01Jan2000, 15:00	0.5
Junction 11N	0.0001	0	01Jan2000, 14:15	0
Junction 11O	0.0032	1.5	01Jan2000, 16:01	1.3
Junction 11P	0.0007	0.3	01Jan2000, 15:11	0.3
Junction 11Q	0.0029	1.4	01Jan2000, 15:11	1.3
Junction 11R	0.0024	1.2	01Jan2000, 15:00	1.1
Junction 11S	0.0082	4	01Jan2000, 16:01	3.5
Junction 11T	0.0098	4.7	01Jan2000, 16:01	4.2
Junction 11U	0.0032	1.6	01Jan2000, 15:00	1.4
Junction 11V	0.001	0.5	01Jan2000, 15:02	0.4
Junction 11W	0.0016	0.8	01Jan2000, 15:00	0.7
Junction 11X	0.001	0.5	01Jan2000, 16:01	0.4
Junction 11Y	0.0003	0.1	01Jan2000, 15:00	0.1
Junction 11Z	0.2003	97.3	01Jan2000, 15:09	86.5
Junction 11-C1	0.0105	5.1	01Jan2000, 16:00	4.4
Junction 11-C2	0.0013	0.6	01Jan2000, 15:00	0.6
Junction 11-C3	0.2032	98.7	01Jan2000, 15:09	87.8
Junction 11-C4	0.2148	104.3	01Jan2000, 15:08	92.8
Junction 11-C5	0.2224	108	01Jan2000, 15:08	96.1
Junction 2A	0.0014	0.7	01Jan2000, 15:07	0.6
Junction 2B	0.0069	3.2	01Jan2000, 16:01	2.7
Junction 2C	0.00714	3.4	01Jan2000, 16:00	2.8
Junction 2C-1	0.00734	3.5	01Jan2000, 16:00	2.9
Junction 2C-2	0.00754	3.6	01Jan2000, 16:00	3
Junction 2C-3	0.00794	3.8	01Jan2000, 16:00	3.2
Junction 2C-4	0.00927	4.4	01Jan2000, 16:00	3.8
Junction 2C-5	0.00977	4.6	01Jan2000, 16:00	4
Junction 2C-7	0.00997	4.7	01Jan2000, 16:00	4.1
Junction 2C-8	0.01047	5	01Jan2000, 16:00	4.3
Junction 2C-9	0.01287	6.2	01Jan2000, 16:00	5.3
Junction 2D	0.0001	0	01Jan2000, 15:00	0
Junction 2E	0.0001	0	01Jan2000, 15:00	0
Junction 2F	0.0004	0.2	01Jan2000, 15:00	0.2
Junction 2G	0.0006	0.3	01Jan2000, 15:00	0.3
Junction 2H	0.0002	0.1	01Jan2000, 15:00	0.1
Junction 2I	0.0002	0.1	01Jan2000, 15:05	0.1
Junction 2J	0.0001	0	01Jan2000, 15:00	0
Junction 2K	0.0005	0.2	01Jan2000, 15:01	0.2
Junction 2L	0.0022	1.1	01Jan2000, 15:05	1
Junction 2M	0.00004	0	01Jan2000, 15:00	0
Junction 2N	0.0001	0	01Jan2000, 15:00	0
Junction 2O	0.0001	0	01Jan2000, 15:00	0

Junction 2P	0.00824	4.7	01Jan2000, 11:30	3.1
Junction 2Q	0.0002	0.1	01Jan2000, 11:30	0.1
Junction 2R	0.00907	5.2	01Jan2000, 11:30	3.4
Junction 2S	0.0002	0.1	01Jan2000, 11:24	0.1
Junction 2T	0.0002	0.1	01Jan2000, 11:24	0.1
Junction 2U	0.0002	0.1	01Jan2000, 11:30	0.1
Junction 4A	0.0003	0.2	01Jan2000, 11:30	0.1
Junction 4B	0.0002	0.1	01Jan2000, 11:30	0.1
Junction 4C	0.0001	0.1	01Jan2000, 11:30	0
Junction 4C-1	0.0055	3.2	01Jan2000, 11:30	2.3
Junction 4C-10	0.0026	1.5	01Jan2000, 11:30	1.1
Junction 4C-11	0.0024	1.4	01Jan2000, 11:30	1
Junction 4C-2	0.0053	3.1	01Jan2000, 11:30	2.2
Junction 4C-3	0.0051	3	01Jan2000, 11:30	2.1
Junction 4C-4	0.0048	2.8	01Jan2000, 11:30	2
Junction 4C-5	0.0039	2.3	01Jan2000, 11:30	1.6
Junction 4C-6	0.0036	2.1	01Jan2000, 11:30	1.5
Junction 4C-7	0.0033	1.9	01Jan2000, 11:30	1.3
Junction 4C-8	0.0031	1.8	01Jan2000, 11:30	1.3
Junction 4C-9	0.0029	1.7	01Jan2000, 11:30	1.2
Junction 4D	0.0001	0.1	01Jan2000, 11:24	0
Junction 4E	0.0008	0.5	01Jan2000, 11:33	0.3
Junction 4F	0.0002	0.1	01Jan2000, 11:30	0.1
Junction 4G	0.0002	0.1	01Jan2000, 11:24	0.1
Junction 4H	0.0003	0.2	01Jan2000, 11:30	0.1
Junction 4I	0.0009	0.5	01Jan2000, 11:30	0.4
Junction 4J	0.0003	0.2	01Jan2000, 11:30	0.1
Junction 4K	0.0002	0.1	01Jan2000, 11:30	0.1
Junction 4L	0.0002	0.1	01Jan2000, 11:30	0.1
Junction 4M	0.0001	0.1	01Jan2000, 11:24	0
Junction 4N	0.0016	0.9	01Jan2000, 11:30	0.6
Junction 5A	0.0123	7.1	01Jan2000, 11:42	4.8
Junction 6A	0.0122	7	01Jan2000, 11:39	4.7
Junction 7A	0.0027	1.5	01Jan2000, 11:42	1
Junction 7B	0.0025	1.4	01Jan2000, 11:42	1
Junction 7C	0.0053	3	01Jan2000, 11:33	2
Junction 7D	0.001	0.6	01Jan2000, 11:33	0.4
Junction 7E	0.01465	8.4	01Jan2000, 11:39	5.6
Junction 7F	0.00005	0	01Jan2000, 11:30	0
Junction 7G	0.00002	0	01Jan2000, 11:30	0
Junction 7H	0.00003	0	01Jan2000, 11:30	0
Junction 8A	0.0005	0.3	01Jan2000, 11:36	0.2
Junction 8B	0.0013	0.7	01Jan2000, 11:36	0.5
Junction 8C	0.0017	1	01Jan2000, 11:36	0.6
Junction 8D	0.0022	1.3	01Jan2000, 11:36	0.8
Junction 8E	0.0033	1.9	01Jan2000, 11:36	1.3
Junction 8F	0.0041	2.4	01Jan2000, 11:36	1.6
Junction 8G	0.0006	0.4	01Jan2000, 11:30	0.2
Junction 9A	0.002	1.2	01Jan2000, 11:36	0.8

Junction 2P	0.00824	3.9	01Jan2000, 16:00	3.3
Junction 2Q	0.0002	0.1	01Jan2000, 15:00	0.1
Junction 2R	0.00907	4.3	01Jan2000, 16:00	3.7
Junction 2S	0.0002	0.1	01Jan2000, 14:05	0.1
Junction 2T	0.0002	0.1	01Jan2000, 14:08	0.1
Junction 2U	0.0002	0.1	01Jan2000, 15:00	0.1
Junction 4A	0.0003	0.1	01Jan2000, 15:00	0.1
Junction 4B	0.0002	0.1	01Jan2000, 15:00	0.1
Junction 4C	0.0001	0	01Jan2000, 15:00	0
Junction 4C-1	0.0055	2.7	01Jan2000, 15:00	2.4
Junction 4C-10	0.0026	1.3	01Jan2000, 15:00	1.1
Junction 4C-11	0.0024	1.2	01Jan2000, 15:00	1
Junction 4C-2	0.0053	2.6	01Jan2000, 15:00	2.3
Junction 4C-3	0.0051	2.5	01Jan2000, 15:00	2.2
Junction 4C-4	0.0048	2.3	01Jan2000, 15:00	2.1
Junction 4C-5	0.0039	1.9	01Jan2000, 15:00	1.7
Junction 4C-6	0.0036	1.8	01Jan2000, 15:00	1.6
Junction 4C-7	0.0033	1.6	01Jan2000, 15:00	1.4
Junction 4C-8	0.0031	1.5	01Jan2000, 15:00	1.3
Junction 4C-9	0.0029	1.4	01Jan2000, 15:00	1.3
Junction 4D	0.0001	0	01Jan2000, 14:05	0
Junction 4E	0.0008	0.4	01Jan2000, 15:02	0.4
Junction 4F	0.0002	0.1	01Jan2000, 15:00	0.1
Junction 4G	0.0002	0.1	01Jan2000, 14:05	0.1
Junction 4H	0.0003	0.1	01Jan2000, 15:00	0.1
Junction 4I	0.0009	0.4	01Jan2000, 15:00	0.4
Junction 4J	0.0003	0.1	01Jan2000, 15:00	0.1
Junction 4K	0.0002	0.1	01Jan2000, 15:00	0.1
Junction 4L	0.0002	0.1	01Jan2000, 15:00	0.1
Junction 4M	0.0001	0	01Jan2000, 14:05	0
Junction 4N	0.0016	0.8	01Jan2000, 15:00	0.7
Junction 5A	0.0123	5.9	01Jan2000, 16:02	5.1
Junction 6A	0.0122	5.8	01Jan2000, 16:02	5
Junction 7A	0.0027	1.3	01Jan2000, 16:00	1.1
Junction 7B	0.0025	1.2	01Jan2000, 16:02	1
Junction 7C	0.0053	2.5	01Jan2000, 16:00	2.2
Junction 7D	0.001	0.5	01Jan2000, 16:01	0.4
Junction 7E	0.01465	7	01Jan2000, 16:00	6
Junction 7F	0.00005	0	01Jan2000, 15:00	0
Junction 7G	0.00002	0	01Jan2000, 15:00	0
Junction 7H	0.00003	0	01Jan2000, 15:00	0
Junction 8A	0.0005	0.2	01Jan2000, 16:01	0.2
Junction 8B	0.0013	0.6	01Jan2000, 16:01	0.5
Junction 8C	0.0017	0.8	01Jan2000, 16:01	0.7
Junction 8D	0.0022	1	01Jan2000, 16:01	0.9
Junction 8E	0.0033	1.6	01Jan2000, 16:01	1.3
Junction 8F	0.0041	2	01Jan2000, 16:01	1.7
Junction 8G	0.0006	0.3	01Jan2000, 15:00	0.3
Junction 9A	0.002	1	01Jan2000, 15:07	0.9

Junction 9A-9C	0.0043	2.5	01Jan2000, 11:33	1.8	Junction 9A-9C	0.0043	2.1	01Jan2000, 15:02	1.9
Junction 9B	0.0015	0.9	01Jan2000, 11:30	0.6	Junction 9B	0.0015	0.7	01Jan2000, 16:00	0.6
Junction 9B-9D	0.0094	5.5	01Jan2000, 11:30	3.8	Junction 9B-9D	0.0094	4.6	01Jan2000, 15:00	4.1
Junction 9C	0.0033	1.9	01Jan2000, 11:33	1.4	Junction 9C	0.0033	1.6	01Jan2000, 15:05	1.5
Junction 9D	0.0036	2.1	01Jan2000, 11:30	1.5	Junction 9D	0.0036	1.8	01Jan2000, 15:00	1.6
Junction 9E	0.001	0.6	01Jan2000, 11:30	0.4	Junction 9E	0.001	0.5	01Jan2000, 15:00	0.4
Junction 9E-9C	0.0043	2.5	01Jan2000, 11:33	1.8	Junction 9E-9C	0.0043	2.1	01Jan2000, 15:02	1.9
Junction 9F	0.0002	0.1	01Jan2000, 11:30	0.1	Junction 9F	0.0002	0.1	01Jan2000, 15:00	0.1
Outlet 1	0.016	9.2	01Jan2000, 11:36	6.3	Outlet 1	0.016	7.7	01Jan2000, 15:59	6.8
OUTLET 10	0.0019	1.1	01Jan2000, 11:45	0.8	OUTLET 10	0.0019	0.9	01Jan2000, 15:59	0.8
OUTLET 11	0.25614	149.7	01Jan2000, 11:33	103.7	OUTLET 11	0.25614	124.3	01Jan2000, 15:08	110.6
OUTLET 2	0.01287	7.4	01Jan2000, 11:27	5	OUTLET 2	0.01287	6.2	01Jan2000, 15:59	5.3
OUTLET 3A	0.0005	0.3	01Jan2000, 11:27	0.2	OUTLET 3A	0.0005	0.2	01Jan2000, 14:59	0.2
OUTLET 3B	0.0005	0.3	01Jan2000, 11:27	0.2	OUTLET 3B	0.0005	0.2	01Jan2000, 14:59	0.2
OUTLET 4	0.0055	3.2	01Jan2000, 11:27	2.3	OUTLET 4	0.0055	2.7	01Jan2000, 14:59	2.4
OUTLET 5	0.0123	7.1	01Jan2000, 11:39	4.8	OUTLET 5	0.0123	5.9	01Jan2000, 16:01	5.1
OUTLET 6	0.0122	7	01Jan2000, 11:36	4.7	OUTLET 6	0.0122	5.8	01Jan2000, 16:01	5
OUTLET 7	0.01465	8.4	01Jan2000, 11:36	5.6	OUTLET 7	0.01465	7	01Jan2000, 15:59	6
OUTLET 8A	0.0041	2.4	01Jan2000, 11:33	1.6	OUTLET 8A	0.0041	2	01Jan2000, 16:00	1.7
OUTLET 8B	0.0006	0.4	01Jan2000, 11:27	0.2	OUTLET 8B	0.0006	0.3	01Jan2000, 14:59	0.3
OUTLET 9	0.0094	5.5	01Jan2000, 11:27	3.8	OUTLET 9	0.0094	4.6	01Jan2000, 14:59	4.1
1A	0.0041	2.3	01Jan2000, 11:42	1.5	1A	0.0041	1.9	01Jan2000, 16:02	1.6
1B	0.0015	0.9	01Jan2000, 11:33	0.6	1B	0.0015	0.7	01Jan2000, 15:05	0.6
1C	0.0027	1.6	01Jan2000, 11:33	1.1	1C	0.0027	1.3	01Jan2000, 15:04	1.2
1D	0.0001	0.1	01Jan2000, 12:00	0	1D	0.0001	0	01Jan2000, 16:00	0
1E	0.0071	4.1	01Jan2000, 11:33	2.8	1E	0.0071	3.4	01Jan2000, 16:00	3
1F	0.0002	0.1	01Jan2000, 11:30	0.1	1F	0.0002	0.1	01Jan2000, 15:00	0.1
1G	0.0001	0.1	01Jan2000, 11:30	0	1G	0.0001	0	01Jan2000, 15:00	0
1H	0.0002	0.1	01Jan2000, 11:30	0.1	1H	0.0002	0.1	01Jan2000, 15:00	0.1
10A	0.0014	0.8	01Jan2000, 11:48	0.6	10A	0.0014	0.7	01Jan2000, 16:02	0.6
10B	0.0001	0.1	01Jan2000, 11:24	0	10B	0.0001	0	01Jan2000, 14:05	0
10C	0.0004	0.2	01Jan2000, 11:30	0.2	10C	0.0004	0.2	01Jan2000, 15:00	0.2
11A	0.0013	0.8	01Jan2000, 11:39	0.5	11A	0.0013	0.6	01Jan2000, 16:01	0.5
11AA	0.0066	3.9	01Jan2000, 11:30	2.7	11AA	0.0066	3.2	01Jan2000, 15:02	2.9
11AB	0.0002	0.1	01Jan2000, 11:33	0.1	11AB	0.0002	0.1	01Jan2000, 15:04	0.1
11AC	0.001	0.6	01Jan2000, 12:09	0.4	11AC	0.001	0.5	01Jan2000, 16:08	0.4
11AD	0.0003	0.2	01Jan2000, 11:30	0.1	11AD	0.0003	0.1	01Jan2000, 15:00	0.1
11AE	0.0003	0.2	01Jan2000, 11:30	0.1	11AE	0.0003	0.1	01Jan2000, 15:00	0.1
11AF	0.0005	0.3	01Jan2000, 11:39	0.2	11AF	0.0005	0.2	01Jan2000, 15:09	0.2
11AG	0.00004	0	01Jan2000, 11:24	0	11AG	0.00004	0	01Jan2000, 14:05	0
11AH	0.0026	1.5	01Jan2000, 11:42	1.1	11AH	0.0026	1.3	01Jan2000, 15:16	1.2
11AI	0.0384	22.4	01Jan2000, 11:33	15.4	11AI	0.0384	18.6	01Jan2000, 15:05	16.4
11AJ	0.1146	67.4	01Jan2000, 11:39	47.4	11AJ	0.1146	56	01Jan2000, 15:10	50.5
11AK	0.0432	24.8	01Jan2000, 11:36	16.6	11AK	0.0432	20.7	01Jan2000, 16:01	17.8
11B	0.0004	0.2	01Jan2000, 11:30	0.2	11B	0.0004	0.2	01Jan2000, 15:00	0.2
11C	0.0084	4.9	01Jan2000, 11:36	3.3	11C	0.0084	4.1	01Jan2000, 15:07	3.5
11D	0.0009	0.5	01Jan2000, 11:30	0.4	11D	0.0009	0.4	01Jan2000, 15:00	0.4
11E	0.0006	0.3	01Jan2000, 11:36	0.2	11E	0.0006	0.3	01Jan2000, 16:01	0.2
11F	0.0032	1.9	01Jan2000, 11:36	1.3	11F	0.0032	1.5	01Jan2000, 16:01	1.3

11G	0.0004	0.2	01Jan2000, 11:36	0.2	11G	0.0004	0.2	01Jan2000, 15:10	0.2
11H	0.0002	0.1	01Jan2000, 11:36	0.1	11H	0.0002	0.1	01Jan2000, 15:07	0.1
11I	0.0002	0.1	01Jan2000, 11:30	0.1	11I	0.0002	0.1	01Jan2000, 15:00	0.1
11J	0.0009	0.5	01Jan2000, 11:39	0.4	11J	0.0009	0.4	01Jan2000, 15:12	0.4
11K	0.0002	0.1	01Jan2000, 11:36	0.1	11K	0.0002	0.1	01Jan2000, 15:09	0.1
11L	0.0034	2	01Jan2000, 11:36	1.3	11L	0.0034	1.6	01Jan2000, 16:01	1.4
11M	0.0012	0.7	01Jan2000, 11:30	0.5	11M	0.0012	0.6	01Jan2000, 15:00	0.5
11N	0.0001	0.1	01Jan2000, 11:24	0	11N	0.0001	0	01Jan2000, 14:15	0
11O	0.0032	1.8	01Jan2000, 11:36	1.3	11O	0.0032	1.5	01Jan2000, 16:01	1.3
11P	0.0007	0.4	01Jan2000, 11:39	0.3	11P	0.0007	0.3	01Jan2000, 15:11	0.3
11Q	0.0029	1.7	01Jan2000, 11:36	1.2	11Q	0.0029	1.4	01Jan2000, 15:10	1.3
11R	0.0024	1.4	01Jan2000, 11:30	1	11R	0.0024	1.2	01Jan2000, 15:00	1.1
11S	0.005	2.9	01Jan2000, 11:42	2	11S	0.005	2.4	01Jan2000, 16:01	2.1
11T	0.0016	0.9	01Jan2000, 11:39	0.6	11T	0.0016	0.8	01Jan2000, 15:10	0.7
11U	0.0032	1.9	01Jan2000, 11:30	1.3	11U	0.0032	1.6	01Jan2000, 15:00	1.4
11V	0.001	0.6	01Jan2000, 11:30	0.4	11V	0.001	0.5	01Jan2000, 15:02	0.4
11W	0.0016	1	01Jan2000, 11:30	0.7	11W	0.0016	0.8	01Jan2000, 15:00	0.7
11X	0.001	0.6	01Jan2000, 11:33	0.4	11X	0.001	0.5	01Jan2000, 16:01	0.4
11Y	0.0003	0.2	01Jan2000, 11:30	0.1	11Y	0.0003	0.1	01Jan2000, 15:00	0.1
11Z	0.0041	2.4	01Jan2000, 11:36	1.7	11Z	0.0041	2	01Jan2000, 15:05	1.8
2A	0.0014	0.8	01Jan2000, 11:36	0.6	2A	0.0014	0.7	01Jan2000, 15:07	0.6
2B	0.0069	3.9	01Jan2000, 11:36	2.5	2B	0.0069	3.2	01Jan2000, 16:01	2.7
2C	0.0002	0.1	01Jan2000, 11:33	0.1	2C	0.0002	0.1	01Jan2000, 16:00	0.1
2D	0.0001	0.1	01Jan2000, 11:30	0	2D	0.0001	0	01Jan2000, 15:00	0
2E	0.0001	0.1	01Jan2000, 11:30	0	2E	0.0001	0	01Jan2000, 15:00	0
2F	0.0004	0.2	01Jan2000, 11:30	0.2	2F	0.0004	0.2	01Jan2000, 15:00	0.2
2G	0.0006	0.4	01Jan2000, 11:30	0.3	2G	0.0006	0.3	01Jan2000, 15:00	0.3
2H	0.0002	0.1	01Jan2000, 11:30	0.1	2H	0.0002	0.1	01Jan2000, 15:00	0.1
2I	0.0002	0.1	01Jan2000, 11:33	0.1	2I	0.0002	0.1	01Jan2000, 15:05	0.1
2J	0.0001	0.1	01Jan2000, 11:30	0	2J	0.0001	0	01Jan2000, 15:00	0
2k	0.0005	0.3	01Jan2000, 11:30	0.2	2k	0.0005	0.2	01Jan2000, 15:01	0.2
2L	0.0008	0.5	01Jan2000, 11:33	0.3	2L	0.0008	0.4	01Jan2000, 15:03	0.4
2M	0.00004	0	01Jan2000, 11:30	0	2M	0.00004	0	01Jan2000, 15:00	0
2N	0.0001	0.1	01Jan2000, 11:30	0	2N	0.0001	0	01Jan2000, 15:00	0
2O	0.0001	0.1	01Jan2000, 11:30	0	2O	0.0001	0	01Jan2000, 15:00	0
2P	0.0003	0.2	01Jan2000, 11:30	0.1	2P	0.0003	0.1	01Jan2000, 15:00	0.1
2Q	0.0002	0.1	01Jan2000, 11:30	0.1	2Q	0.0002	0.1	01Jan2000, 15:00	0.1
2R	0.00003	0	01Jan2000, 11:24	0	2R	0.00003	0	01Jan2000, 14:05	0
2S	0.0002	0.1	01Jan2000, 11:24	0.1	2S	0.0002	0.1	01Jan2000, 14:05	0.1
2T	0.0002	0.1	01Jan2000, 11:24	0.1	2T	0.0002	0.1	01Jan2000, 14:08	0.1
2U	0.0002	0.1	01Jan2000, 11:30	0.1	2U	0.0002	0.1	01Jan2000, 15:00	0.1
3A	0.0005	0.3	01Jan2000, 11:30	0.2	3A	0.0005	0.2	01Jan2000, 15:00	0.2
3B	0.0005	0.3	01Jan2000, 11:30	0.2	3B	0.0005	0.2	01Jan2000, 15:00	0.2
4A	0.0003	0.2	01Jan2000, 11:30	0.1	4A	0.0003	0.1	01Jan2000, 15:00	0.1
4B	0.0002	0.1	01Jan2000, 11:30	0.1	4B	0.0002	0.1	01Jan2000, 15:00	0.1
4C	0.0001	0.1	01Jan2000, 11:30	0	4C	0.0001	0	01Jan2000, 15:00	0
4D	0.0001	0.1	01Jan2000, 11:24	0	4D	0.0001	0	01Jan2000, 14:05	0
4E	0.0008	0.5	01Jan2000, 11:33	0.3	4E	0.0008	0.4	01Jan2000, 15:02	0.4
4F	0.0002	0.1	01Jan2000, 11:30	0.1	4F	0.0002	0.1	01Jan2000, 15:00	0.1

4G	0.0002	0.1	01Jan2000, 11:24	0.1	4G	0.0002	0.1	01Jan2000, 14:05	0.1
4H	0.0003	0.2	01Jan2000, 11:30	0.1	4H	0.0003	0.1	01Jan2000, 15:00	0.1
4I	0.0009	0.5	01Jan2000, 11:30	0.4	4I	0.0009	0.4	01Jan2000, 15:00	0.4
4J	0.0003	0.2	01Jan2000, 11:30	0.1	4J	0.0003	0.1	01Jan2000, 15:00	0.1
4K	0.0002	0.1	01Jan2000, 11:30	0.1	4K	0.0002	0.1	01Jan2000, 15:00	0.1
4L	0.0002	0.1	01Jan2000, 11:30	0.1	4L	0.0002	0.1	01Jan2000, 15:00	0.1
4M	0.0001	0.1	01Jan2000, 11:24	0	4M	0.0001	0	01Jan2000, 14:05	0
4N	0.0016	0.9	01Jan2000, 11:30	0.6	4N	0.0016	0.8	01Jan2000, 15:00	0.7
5A	0.0123	7.1	01Jan2000, 11:39	4.8	5A	0.0123	5.9	01Jan2000, 16:01	5.1
6A	0.0122	7	01Jan2000, 11:36	4.7	6A	0.0122	5.8	01Jan2000, 16:01	5
7A	0.0002	0.1	01Jan2000, 11:30	0.1	7A	0.0002	0.1	01Jan2000, 15:00	0.1
7B	0.0025	1.4	01Jan2000, 11:42	1	7B	0.0025	1.2	01Jan2000, 16:02	1
7C	0.0016	0.9	01Jan2000, 11:30	0.6	7C	0.0016	0.8	01Jan2000, 16:00	0.7
7D	0.001	0.6	01Jan2000, 11:33	0.4	7D	0.001	0.5	01Jan2000, 16:01	0.4
7E	0.0093	5.3	01Jan2000, 11:42	3.5	7E	0.0093	4.4	01Jan2000, 16:01	3.8
7F	0.00002	0	01Jan2000, 11:30	0	7F	0.00002	0	01Jan2000, 15:00	0
7G	0.00002	0	01Jan2000, 11:30	0	7G	0.00002	0	01Jan2000, 15:00	0
7H	0.00001	0	01Jan2000, 11:30	0	7H	0.00001	0	01Jan2000, 15:00	0
8A	0.0005	0.3	01Jan2000, 11:36	0.2	8A	0.0005	0.2	01Jan2000, 16:01	0.2
8B	0.0008	0.5	01Jan2000, 11:36	0.3	8B	0.0008	0.4	01Jan2000, 16:01	0.3
8C	0.0004	0.2	01Jan2000, 11:36	0.1	8C	0.0004	0.2	01Jan2000, 16:01	0.2
8D	0.0005	0.3	01Jan2000, 11:33	0.2	8D	0.0005	0.2	01Jan2000, 16:01	0.2
8E	0.0011	0.6	01Jan2000, 11:36	0.4	8E	0.0011	0.5	01Jan2000, 16:01	0.5
8F	0.0008	0.5	01Jan2000, 11:39	0.3	8F	0.0008	0.4	01Jan2000, 16:01	0.3
8G	0.0006	0.4	01Jan2000, 11:30	0.2	8G	0.0006	0.3	01Jan2000, 15:00	0.3
9A	0.002	1.2	01Jan2000, 11:36	0.8	9A	0.002	1	01Jan2000, 15:07	0.9
9B	0.0015	0.9	01Jan2000, 11:30	0.6	9B	0.0015	0.7	01Jan2000, 16:00	0.6
9C	0.0013	0.8	01Jan2000, 11:33	0.5	9C	0.0013	0.6	01Jan2000, 15:02	0.6
9D	0.0036	2.1	01Jan2000, 11:30	1.5	9D	0.0036	1.8	01Jan2000, 15:00	1.6
9E	0.0008	0.5	01Jan2000, 11:33	0.3	9E	0.0008	0.4	01Jan2000, 15:04	0.3
9F	0.0002	0.1	01Jan2000, 11:30	0.1	9F	0.0002	0.1	01Jan2000, 15:00	0.1

100YR240HR				
Hydrologic Element	Drainage Area (MI2)	Peak Discharge (CFS)	Time of Peak	Volume (AC-FT)
DEP 1C	0.0027	0.2	09Jan2000, 12:00	1.8
DEP 1E	0.0071	0.6	09Jan2000, 12:00	4.6
DEP 11O	0.0032	0.3	09Jan2000, 12:00	2
DEP 11Q	0.0029	0.3	09Jan2000, 12:00	1.9
DEP 11S	0.005	0.4	09Jan2000, 12:00	3.2
DEP 5A	0.0123	1.1	09Jan2000, 12:00	7.8
DEP 6A	0.0122	1.1	09Jan2000, 12:00	7.6
DEP 7E	0.0093	0.8	09Jan2000, 12:00	5.8
Junction ML1	0.0017	0.1	09Jan2000, 12:00	1.1
Junction ML2	0.0097	0.9	09Jan2000, 12:00	6.2
Junction ML3	0.0105	0.9	09Jan2000, 12:00	6.7
Junction ML4	0.0158	1.4	09Jan2000, 12:00	10.2
Junction ML5	0.2514	22.1	09Jan2000, 12:00	163
Junction ML6	0.2527	22.2	09Jan2000, 12:00	163.8
Junction ML7	0.2535	22.3	09Jan2000, 12:00	164.3
Junction ML8	0.25614	22.5	09Jan2000, 12:00	166.1
Junction Q4	0.00844	0.7	09Jan2000, 12:00	5.2
Junction 2C-6	0.0005	0	09Jan2000, 12:00	0.3
Junction 1A	0.016	1.4	09Jan2000, 12:00	10.2
Junction 1B	0.0015	0.1	09Jan2000, 12:00	1
Junction 1C	0.0042	0.4	09Jan2000, 12:00	2.7
Junction 1D	0.0043	0.4	09Jan2000, 12:00	2.8
Junction 1E	0.0114	1	09Jan2000, 12:00	7.4
Junction 1F	0.0005	0	09Jan2000, 12:00	0.3
Junction 1G	0.0003	0	09Jan2000, 12:00	0.2
Junction 1H	0.0002	0	09Jan2000, 12:00	0.1
Junction 10A	0.0014	0.1	09Jan2000, 12:00	0.9
Junction 10B	0.0015	0.1	09Jan2000, 12:00	1
Junction 10C	0.0019	0.2	09Jan2000, 12:00	1.2
Junction 11A	0.0013	0.1	09Jan2000, 12:00	0.8
Junction 11AA	0.0066	0.6	09Jan2000, 12:00	4.3
Junction 11AB	0.0002	0	09Jan2000, 12:00	0.1
Junction 11AC	0.001	0.1	09Jan2000, 12:00	0.6
Junction 11AD	0.0003	0	09Jan2000, 12:00	0.2
Junction 11AE	0.0003	0	09Jan2000, 12:00	0.2
Junction 11AF	0.0005	0	09Jan2000, 12:00	0.3
Junction 11AG	0.00004	0	09Jan2000, 00:36	0
Junction 11AH	0.00264	0.2	09Jan2000, 12:00	1.8
Junction 11AI	0.1962	17.3	09Jan2000, 12:00	127.2
Junction 11AJ	0.1578	13.9	09Jan2000, 12:00	102.5
Junction 11AK	0.0432	3.8	09Jan2000, 12:00	27.1
Junction 11B	0.0004	0	09Jan2000, 12:00	0.3
Junction 11C	0.0084	0.7	09Jan2000, 12:00	5.4
Junction 11D	0.0099	0.9	09Jan2000, 12:00	6.3
Junction 11E	0.0006	0.1	09Jan2000, 12:00	0.4

100YR30MIN				
Hydrologic Element	Drainage Area (MI2)	Peak Discharge (CFS)	Time of Peak	Volume (AC-FT)
DEP 1C	0.0027	7.9	01Jan2000, 00:18	0.4
DEP 1E	0.0071	13.7	01Jan2000, 00:33	1
DEP 11O	0.0032	7	01Jan2000, 00:21	0.4
DEP 11Q	0.0029	7.5	01Jan2000, 00:21	0.5
DEP 11S	0.005	9.9	01Jan2000, 00:27	0.7
DEP 5A	0.0123	23.7	01Jan2000, 00:27	1.7
DEP 6A	0.0122	24.2	01Jan2000, 00:27	1.6
DEP 7E	0.0093	16.2	01Jan2000, 00:27	1.2
Junction ML1	0.0017	3.6	01Jan2000, 00:24	0.2
Junction ML2	0.0097	24.6	01Jan2000, 00:24	1.4
Junction ML3	0.0105	26.6	01Jan2000, 00:24	1.5
Junction ML4	0.0158	39.2	01Jan2000, 00:21	2.3
Junction ML5	0.2514	672.8	01Jan2000, 00:24	37
Junction ML6	0.2527	673.7	01Jan2000, 00:24	37.2
Junction ML7	0.2535	675.6	01Jan2000, 00:24	37.3
Junction ML8	0.25614	681.2	01Jan2000, 00:24	37.8
Junction Q4	0.00844	19.7	01Jan2000, 00:21	1
Junction 2C-6	0.0005	1.8	01Jan2000, 00:09	0.1
Junction 1A	0.016	33.3	01Jan2000, 00:27	2.2
Junction 1B	0.0015	4.7	01Jan2000, 00:21	0.2
Junction 1C	0.0042	12.5	01Jan2000, 00:21	0.6
Junction 1D	0.0043	12.6	01Jan2000, 00:21	0.6
Junction 1E	0.0114	24.2	01Jan2000, 00:27	1.7
Junction 1F	0.0005	3.6	01Jan2000, 00:06	0.1
Junction 1G	0.0003	2.3	01Jan2000, 00:06	0
Junction 1H	0.0002	1.5	01Jan2000, 00:06	0
Junction 10A	0.0014	2.8	01Jan2000, 00:39	0.2
Junction 10B	0.0015	2.9	01Jan2000, 00:39	0.2
Junction 10C	0.0019	3.4	01Jan2000, 00:06	0.3
Junction 11A	0.0013	3.2	01Jan2000, 00:27	0.2
Junction 11AA	0.0066	27.1	01Jan2000, 00:15	1
Junction 11AB	0.0002	0.7	01Jan2000, 00:21	0
Junction 11AC	0.001	1.3	01Jan2000, 00:51	0.1
Junction 11AD	0.0003	2.2	01Jan2000, 00:06	0
Junction 11AE	0.0003	2	01Jan2000, 00:06	0
Junction 11AF	0.0005	1.5	01Jan2000, 00:27	0.1
Junction 11AG	0.00004	0.3	01Jan2000, 00:06	0
Junction 11AH	0.00264	6.8	01Jan2000, 00:33	0.4
Junction 11AI	0.1962	533.1	01Jan2000, 00:27	28.9
Junction 11AJ	0.1578	427.3	01Jan2000, 00:27	23.4
Junction 11AK	0.0432	111.8	01Jan2000, 00:24	5.7
Junction 11B	0.0004	2.6	01Jan2000, 00:06	0.1
Junction 11C	0.0084	24.4	01Jan2000, 00:24	1.2
Junction 11D	0.0099	27.4	01Jan2000, 00:24	1.4
Junction 11E	0.0006	1.5	01Jan2000, 00:27	0.1

Junction 11F	0.0034	0.3	09Jan2000, 12:00	2.2
Junction 11G	0.0004	0	09Jan2000, 12:00	0.3
Junction 11H	0.0002	0	09Jan2000, 12:00	0.1
Junction 11I	0.0002	0	09Jan2000, 12:00	0.1
Junction 11J	0.0009	0.1	09Jan2000, 12:00	0.6
Junction 11K	0.0116	1	09Jan2000, 12:00	7.4
Junction 11L	0.0034	0.3	09Jan2000, 12:00	2.2
Junction 11M	0.0012	0.1	09Jan2000, 12:00	0.8
Junction 11N	0.0001	0	09Jan2000, 00:36	0.1
Junction 11O	0.0032	0.3	09Jan2000, 12:00	2
Junction 11P	0.0007	0.1	09Jan2000, 12:00	0.5
Junction 11Q	0.0029	0.3	09Jan2000, 12:00	1.9
Junction 11R	0.0024	0.2	09Jan2000, 12:00	1.6
Junction 11S	0.0082	0.7	09Jan2000, 12:00	5.3
Junction 11T	0.0098	0.9	09Jan2000, 12:00	6.3
Junction 11U	0.0032	0.3	09Jan2000, 12:00	2.1
Junction 11V	0.001	0.1	09Jan2000, 12:00	0.7
Junction 11W	0.0016	0.1	09Jan2000, 12:00	1.1
Junction 11X	0.001	0.1	09Jan2000, 12:00	0.6
Junction 11Y	0.0003	0	09Jan2000, 12:00	0.2
Junction 11Z	0.2003	17.6	09Jan2000, 12:00	129.9
Junction 11-C1	0.0105	0.9	09Jan2000, 12:00	6.7
Junction 11-C2	0.0013	0.1	09Jan2000, 12:00	0.9
Junction 11-C3	0.2032	17.9	09Jan2000, 12:00	131.9
Junction 11-C4	0.2148	18.9	09Jan2000, 12:00	139.3
Junction 11-C5	0.2224	19.6	09Jan2000, 12:00	144.3
Junction 2A	0.0014	0.1	09Jan2000, 12:00	0.9
Junction 2B	0.0069	0.6	09Jan2000, 12:00	4.2
Junction 2C	0.00714	0.6	09Jan2000, 12:00	4.3
Junction 2C-1	0.00734	0.6	09Jan2000, 12:00	4.5
Junction 2C-2	0.00754	0.7	09Jan2000, 12:00	4.6
Junction 2C-3	0.00794	0.7	09Jan2000, 12:00	4.9
Junction 2C-4	0.00927	0.8	09Jan2000, 12:00	5.7
Junction 2C-5	0.00977	0.9	09Jan2000, 12:00	6.1
Junction 2C-7	0.00997	0.9	09Jan2000, 12:00	6.2
Junction 2C-8	0.01047	0.9	09Jan2000, 12:00	6.5
Junction 2C-9	0.01287	1.1	09Jan2000, 12:00	8.1
Junction 2D	0.0001	0	09Jan2000, 12:00	0.1
Junction 2E	0.0001	0	09Jan2000, 12:00	0.1
Junction 2F	0.0004	0	09Jan2000, 12:00	0.3
Junction 2G	0.0006	0.1	09Jan2000, 12:00	0.4
Junction 2H	0.0002	0	09Jan2000, 12:00	0.1
Junction 2I	0.0002	0	09Jan2000, 12:00	0.1
Junction 2J	0.0001	0	09Jan2000, 12:00	0.1
Junction 2K	0.0005	0	09Jan2000, 12:00	0.3
Junction 2L	0.0022	0.2	09Jan2000, 12:00	1.4
Junction 2M	0.00004	0	09Jan2000, 12:00	0
Junction 2N	0.0001	0	09Jan2000, 12:00	0.1
Junction 2O	0.0001	0	09Jan2000, 12:00	0.1

Junction 11F	0.0034	9.1	01Jan2000, 00:24	0.5
Junction 11G	0.0004	1.1	01Jan2000, 00:27	0.1
Junction 11H	0.0002	0.6	01Jan2000, 00:24	0
Junction 11I	0.0002	1.4	01Jan2000, 00:06	0
Junction 11J	0.0009	2.3	01Jan2000, 00:30	0.1
Junction 11K	0.0116	31.8	01Jan2000, 00:24	1.6
Junction 11L	0.0034	9.6	01Jan2000, 00:24	0.5
Junction 11M	0.0012	6.6	01Jan2000, 00:09	0.2
Junction 11N	0.0001	0.7	01Jan2000, 00:06	0
Junction 11O	0.0032	7	01Jan2000, 00:21	0.4
Junction 11P	0.0007	1.9	01Jan2000, 00:27	0.1
Junction 11Q	0.0029	7.5	01Jan2000, 00:21	0.5
Junction 11R	0.0024	14.2	01Jan2000, 00:09	0.4
Junction 11S	0.0082	16.8	01Jan2000, 00:24	1.2
Junction 11T	0.0098	20.9	01Jan2000, 00:24	1.4
Junction 11U	0.0032	19.7	01Jan2000, 00:06	0.5
Junction 11V	0.001	4	01Jan2000, 00:18	0.2
Junction 11W	0.0016	7.4	01Jan2000, 00:15	0.3
Junction 11X	0.001	2.9	01Jan2000, 00:21	0.1
Junction 11Y	0.0003	2.2	01Jan2000, 00:06	0
Junction 11Z	0.2003	546.3	01Jan2000, 00:27	29.6
Junction 11-C1	0.0105	29	01Jan2000, 00:24	1.5
Junction 11-C2	0.0013	4.7	01Jan2000, 00:15	0.2
Junction 11-C3	0.2032	553.9	01Jan2000, 00:24	30
Junction 11-C4	0.2148	585.7	01Jan2000, 00:24	31.7
Junction 11-C5	0.2224	607.7	01Jan2000, 00:24	32.8
Junction 2A	0.0014	4.3	01Jan2000, 00:24	0.2
Junction 2B	0.0069	16.6	01Jan2000, 00:24	0.8
Junction 2C	0.00714	17.3	01Jan2000, 00:21	0.8
Junction 2C-1	0.00734	17.6	01Jan2000, 00:21	0.9
Junction 2C-2	0.00754	18	01Jan2000, 00:21	0.9
Junction 2C-3	0.00794	18.8	01Jan2000, 00:21	1
Junction 2C-4	0.00927	21.3	01Jan2000, 00:21	1.2
Junction 2C-5	0.00977	22.6	01Jan2000, 00:21	1.3
Junction 2C-7	0.00997	23	01Jan2000, 00:21	1.3
Junction 2C-8	0.01047	24.9	01Jan2000, 00:21	1.4
Junction 2C-9	0.01287	32.3	01Jan2000, 00:21	1.7
Junction 2D	0.0001	0.7	01Jan2000, 00:06	0
Junction 2E	0.0001	0.7	01Jan2000, 00:06	0
Junction 2F	0.0004	2.7	01Jan2000, 00:06	0.1
Junction 2G	0.0006	4.3	01Jan2000, 00:06	0.1
Junction 2H	0.0002	1.5	01Jan2000, 00:06	0
Junction 2I	0.0002	0.6	01Jan2000, 00:21	0
Junction 2J	0.0001	0.5	01Jan2000, 00:15	0
Junction 2K	0.0005	2	01Jan2000, 00:18	0.1
Junction 2L	0.0022	7	01Jan2000, 00:21	0.3
Junction 2M	0.00004	0.3	01Jan2000, 00:06	0
Junction 2N	0.0001	0.7	01Jan2000, 00:06	0
Junction 2O	0.0001	0.7	01Jan2000, 00:06	0

Junction 2P	0.00824	0.7	09Jan2000, 12:00	5.1	Junction 2P	0.00824	19.3	01Jan2000, 00:21	1
Junction 2Q	0.0002	0	09Jan2000, 12:00	0.1	Junction 2Q	0.0002	1.5	01Jan2000, 00:06	0
Junction 2R	0.00907	0.8	09Jan2000, 12:00	5.6	Junction 2R	0.00907	20.9	01Jan2000, 00:21	1.1
Junction 2S	0.0002	0	09Jan2000, 00:36	0.1	Junction 2S	0.0002	1.6	01Jan2000, 00:06	0
Junction 2T	0.0002	0	09Jan2000, 00:36	0.1	Junction 2T	0.0002	1.6	01Jan2000, 00:06	0
Junction 2U	0.0002	0	09Jan2000, 12:00	0.1	Junction 2U	0.0002	1.6	01Jan2000, 00:06	0
Junction 4A	0.0003	0	09Jan2000, 12:00	0.2	Junction 4A	0.0003	1.6	01Jan2000, 00:12	0
Junction 4B	0.0002	0	09Jan2000, 12:00	0.1	Junction 4B	0.0002	1.3	01Jan2000, 00:06	0
Junction 4C	0.0001	0	09Jan2000, 12:00	0.1	Junction 4C	0.0001	0.7	01Jan2000, 00:06	0
Junction 4C-1	0.0055	0.5	09Jan2000, 12:00	3.6	Junction 4C-1	0.0055	28.8	01Jan2000, 00:06	0.8
Junction 4C-10	0.0026	0.2	09Jan2000, 12:00	1.7	Junction 4C-10	0.0026	11.6	01Jan2000, 00:09	0.4
Junction 4C-11	0.0024	0.2	09Jan2000, 12:00	1.6	Junction 4C-11	0.0024	10.3	01Jan2000, 00:09	0.4
Junction 4C-2	0.0053	0.5	09Jan2000, 12:00	3.5	Junction 4C-2	0.0053	27.3	01Jan2000, 00:06	0.8
Junction 4C-3	0.0051	0.4	09Jan2000, 12:00	3.3	Junction 4C-3	0.0051	26	01Jan2000, 00:09	0.8
Junction 4C-4	0.0048	0.4	09Jan2000, 12:00	3.1	Junction 4C-4	0.0048	25.1	01Jan2000, 00:06	0.7
Junction 4C-5	0.0039	0.3	09Jan2000, 12:00	2.5	Junction 4C-5	0.0039	19	01Jan2000, 00:09	0.6
Junction 4C-6	0.0036	0.3	09Jan2000, 12:00	2.3	Junction 4C-6	0.0036	17.5	01Jan2000, 00:09	0.5
Junction 4C-7	0.0033	0.3	09Jan2000, 12:00	2.2	Junction 4C-7	0.0033	15.8	01Jan2000, 00:09	0.5
Junction 4C-8	0.0031	0.3	09Jan2000, 12:00	2	Junction 4C-8	0.0031	14.6	01Jan2000, 00:09	0.5
Junction 4C-9	0.0029	0.3	09Jan2000, 12:00	1.9	Junction 4C-9	0.0029	13.4	01Jan2000, 00:09	0.4
Junction 4D	0.0001	0	09Jan2000, 00:36	0.1	Junction 4D	0.0001	0.8	01Jan2000, 00:06	0
Junction 4E	0.0008	0.1	09Jan2000, 12:00	0.5	Junction 4E	0.0008	3.1	01Jan2000, 00:18	0.1
Junction 4F	0.0002	0	09Jan2000, 12:00	0.1	Junction 4F	0.0002	1.5	01Jan2000, 00:06	0
Junction 4G	0.0002	0	09Jan2000, 00:36	0.1	Junction 4G	0.0002	1.6	01Jan2000, 00:06	0
Junction 4H	0.0003	0	09Jan2000, 12:00	0.2	Junction 4H	0.0003	1.5	01Jan2000, 00:12	0
Junction 4I	0.0009	0.1	09Jan2000, 12:00	0.6	Junction 4I	0.0009	6.7	01Jan2000, 00:06	0.1
Junction 4J	0.0003	0	09Jan2000, 12:00	0.2	Junction 4J	0.0003	1.9	01Jan2000, 00:06	0
Junction 4K	0.0002	0	09Jan2000, 12:00	0.1	Junction 4K	0.0002	1.4	01Jan2000, 00:06	0
Junction 4L	0.0002	0	09Jan2000, 12:00	0.1	Junction 4L	0.0002	1.3	01Jan2000, 00:06	0
Junction 4M	0.0001	0	09Jan2000, 00:36	0.1	Junction 4M	0.0001	0.8	01Jan2000, 00:06	0
Junction 4N	0.0016	0.1	09Jan2000, 12:00	1	Junction 4N	0.0016	9	01Jan2000, 00:09	0.2
Junction 5A	0.0123	1.1	09Jan2000, 12:00	7.8	Junction 5A	0.0123	23.7	01Jan2000, 00:27	1.7
Junction 6A	0.0122	1.1	09Jan2000, 12:00	7.6	Junction 6A	0.0122	24.2	01Jan2000, 00:27	1.6
Junction 7A	0.0027	0.2	09Jan2000, 12:00	1.7	Junction 7A	0.0027	5.8	01Jan2000, 00:30	0.4
Junction 7B	0.0025	0.2	09Jan2000, 12:00	1.6	Junction 7B	0.0025	5.6	01Jan2000, 00:30	0.3
Junction 7C	0.0053	0.5	09Jan2000, 12:00	3.3	Junction 7C	0.0053	12.7	01Jan2000, 00:21	0.7
Junction 7D	0.001	0.1	09Jan2000, 12:00	0.6	Junction 7D	0.001	3	01Jan2000, 00:21	0.1
Junction 7E	0.01465	1.3	09Jan2000, 12:00	9.2	Junction 7E	0.01465	28.3	01Jan2000, 00:24	1.9
Junction 7F	0.00005	0	09Jan2000, 12:00	0	Junction 7F	0.00005	0.4	01Jan2000, 00:06	0
Junction 7G	0.00002	0	09Jan2000, 12:00	0	Junction 7G	0.00002	0.2	01Jan2000, 00:06	0
Junction 7H	0.00003	0	09Jan2000, 12:00	0	Junction 7H	0.00003	0.2	01Jan2000, 00:06	0
Junction 8A	0.0005	0	09Jan2000, 12:00	0.3	Junction 8A	0.0005	1.3	01Jan2000, 00:24	0.1
Junction 8B	0.0013	0.1	09Jan2000, 12:00	0.8	Junction 8B	0.0013	3.4	01Jan2000, 00:24	0.2
Junction 8C	0.0017	0.1	09Jan2000, 12:00	1.1	Junction 8C	0.0017	4.4	01Jan2000, 00:24	0.2
Junction 8D	0.0022	0.2	09Jan2000, 12:00	1.4	Junction 8D	0.0022	5.7	01Jan2000, 00:24	0.3
Junction 8E	0.0033	0.3	09Jan2000, 12:00	2.1	Junction 8E	0.0033	8.8	01Jan2000, 00:24	0.4
Junction 8F	0.0041	0.4	09Jan2000, 12:00	2.6	Junction 8F	0.0041	10.7	01Jan2000, 00:24	0.5
Junction 8G	0.0006	0.1	09Jan2000, 12:00	0.4	Junction 8G	0.0006	3.6	01Jan2000, 00:09	0.1
Junction 9A	0.002	0.2	09Jan2000, 12:00	1.3	Junction 9A	0.002	6	01Jan2000, 00:27	0.3

Junction 9A-9C	0.0043	0.4	09Jan2000, 12:00	2.8	Junction 9A-9C	0.0043	13.4	01Jan2000, 00:21	0.7
Junction 9B	0.0015	0.1	09Jan2000, 12:00	0.9	Junction 9B	0.0015	7.6	01Jan2000, 00:09	0.2
Junction 9B-9D	0.0094	0.8	09Jan2000, 12:00	6.1	Junction 9B-9D	0.0094	34	01Jan2000, 00:09	1.4
Junction 9C	0.0033	0.3	09Jan2000, 12:00	2.2	Junction 9C	0.0033	10.4	01Jan2000, 00:21	0.5
Junction 9D	0.0036	0.3	09Jan2000, 12:00	2.4	Junction 9D	0.0036	21.1	01Jan2000, 00:09	0.6
Junction 9E	0.001	0.1	09Jan2000, 12:00	0.6	Junction 9E	0.001	3.1	01Jan2000, 00:18	0.1
Junction 9E-9C	0.0043	0.4	09Jan2000, 12:00	2.8	Junction 9E-9C	0.0043	13.4	01Jan2000, 00:21	0.7
Junction 9F	0.0002	0	09Jan2000, 12:00	0.1	Junction 9F	0.0002	1.4	01Jan2000, 00:06	0
Outlet 1	0.016	1.4	09Jan2000, 11:57	10.2	Outlet 1	0.016	33.3	01Jan2000, 00:24	2.2
OUTLET 10	0.0019	0.2	09Jan2000, 11:57	1.2	OUTLET 10	0.0019	3.4	01Jan2000, 00:03	0.3
OUTLET 11	0.25614	22.5	09Jan2000, 11:57	166.1	OUTLET 11	0.25614	681.2	01Jan2000, 00:21	37.7
OUTLET 2	0.01287	1.1	09Jan2000, 11:57	8.1	OUTLET 2	0.01287	32.3	01Jan2000, 00:18	1.7
OUTLET 3A	0.0005	0	09Jan2000, 11:57	0.3	OUTLET 3A	0.0005	3.4	01Jan2000, 00:06	0.1
OUTLET 3B	0.0005	0	09Jan2000, 11:57	0.3	OUTLET 3B	0.0005	2.6	01Jan2000, 00:09	0.1
OUTLET 4	0.0055	0.5	09Jan2000, 11:57	3.6	OUTLET 4	0.0055	28.8	01Jan2000, 00:03	0.8
OUTLET 5	0.0123	1.1	09Jan2000, 11:57	7.8	OUTLET 5	0.0123	23.7	01Jan2000, 00:24	1.7
OUTLET 6	0.0122	1.1	09Jan2000, 11:57	7.6	OUTLET 6	0.0122	24.2	01Jan2000, 00:24	1.6
OUTLET 7	0.01465	1.3	09Jan2000, 11:57	9.2	OUTLET 7	0.01465	28.3	01Jan2000, 00:21	1.9
OUTLET 8A	0.0041	0.4	09Jan2000, 11:57	2.6	OUTLET 8A	0.0041	10.7	01Jan2000, 00:21	0.5
OUTLET 8B	0.0006	0.1	09Jan2000, 11:57	0.4	OUTLET 8B	0.0006	3.6	01Jan2000, 00:06	0.1
OUTLET 9	0.0094	0.8	09Jan2000, 11:57	6.1	OUTLET 9	0.0094	34	01Jan2000, 00:06	1.4
1A	0.0041	0.4	09Jan2000, 12:00	2.5	1A	0.0041	8.7	01Jan2000, 00:30	0.5
1B	0.0015	0.1	09Jan2000, 12:00	1	1B	0.0015	4.7	01Jan2000, 00:21	0.2
1C	0.0027	0.2	09Jan2000, 12:00	1.8	1C	0.0027	8	01Jan2000, 00:18	0.4
1D	0.0001	0	09Jan2000, 12:00	0.1	1D	0.0001	0.3	01Jan2000, 00:09	0
1E	0.0071	0.6	09Jan2000, 12:00	4.6	1E	0.0071	18.8	01Jan2000, 00:18	1
1F	0.0002	0	09Jan2000, 12:00	0.1	1F	0.0002	1.4	01Jan2000, 00:06	0
1G	0.0001	0	09Jan2000, 12:00	0.1	1G	0.0001	0.7	01Jan2000, 00:06	0
1H	0.0002	0	09Jan2000, 12:00	0.1	1H	0.0002	1.5	01Jan2000, 00:06	0
10A	0.0014	0.1	09Jan2000, 12:00	0.9	10A	0.0014	2.8	01Jan2000, 00:39	0.2
10B	0.0001	0	09Jan2000, 00:36	0.1	10B	0.0001	0.8	01Jan2000, 00:06	0
10C	0.0004	0	09Jan2000, 12:00	0.3	10C	0.0004	2.5	01Jan2000, 00:06	0.1
11A	0.0013	0.1	09Jan2000, 12:00	0.8	11A	0.0013	3.2	01Jan2000, 00:27	0.2
11AA	0.0066	0.6	09Jan2000, 12:00	4.3	11AA	0.0066	27.1	01Jan2000, 00:15	1
11AB	0.0002	0	09Jan2000, 12:00	0.1	11AB	0.0002	0.7	01Jan2000, 00:21	0
11AC	0.001	0.1	09Jan2000, 12:00	0.6	11AC	0.001	1.3	01Jan2000, 00:51	0.1
11AD	0.0003	0	09Jan2000, 12:00	0.2	11AD	0.0003	2.2	01Jan2000, 00:06	0
11AE	0.0003	0	09Jan2000, 12:00	0.2	11AE	0.0003	2	01Jan2000, 00:06	0
11AF	0.0005	0	09Jan2000, 12:00	0.3	11AF	0.0005	1.5	01Jan2000, 00:27	0.1
11AG	0.00004	0	09Jan2000, 00:36	0	11AG	0.00004	0.3	01Jan2000, 00:06	0
11AH	0.0026	0.2	09Jan2000, 12:00	1.7	11AH	0.0026	6.8	01Jan2000, 00:33	0.4
11AI	0.0384	3.4	09Jan2000, 12:00	24.7	11AI	0.0384	123.9	01Jan2000, 00:21	5.5
11AJ	0.1146	10.1	09Jan2000, 12:00	75.4	11AJ	0.1146	317.2	01Jan2000, 00:27	17.7
11AK	0.0432	3.8	09Jan2000, 12:00	27.1	11AK	0.0432	111.8	01Jan2000, 00:24	5.7
11B	0.0004	0	09Jan2000, 12:00	0.3	11B	0.0004	2.6	01Jan2000, 00:06	0.1
11C	0.0084	0.7	09Jan2000, 12:00	5.4	11C	0.0084	24.4	01Jan2000, 00:24	1.2
11D	0.0009	0.1	09Jan2000, 12:00	0.6	11D	0.0009	5.1	01Jan2000, 00:09	0.1
11E	0.0006	0.1	09Jan2000, 12:00	0.4	11E	0.0006	1.5	01Jan2000, 00:27	0.1
11F	0.0032	0.3	09Jan2000, 12:00	2	11F	0.0032	8.8	01Jan2000, 00:24	0.4

11G	0.0004	0	09Jan2000, 12:00	0.3	11G	0.0004	1.1	01Jan2000, 00:27	0.1
11H	0.0002	0	09Jan2000, 12:00	0.1	11H	0.0002	0.6	01Jan2000, 00:24	0
11I	0.0002	0	09Jan2000, 12:00	0.1	11I	0.0002	1.4	01Jan2000, 00:06	0
11J	0.0009	0.1	09Jan2000, 12:00	0.6	11J	0.0009	2.3	01Jan2000, 00:30	0.1
11K	0.0002	0	09Jan2000, 12:00	0.1	11K	0.0002	0.6	01Jan2000, 00:27	0
11L	0.0034	0.3	09Jan2000, 12:00	2.2	11L	0.0034	9.6	01Jan2000, 00:24	0.5
11M	0.0012	0.1	09Jan2000, 12:00	0.8	11M	0.0012	6.6	01Jan2000, 00:09	0.2
11N	0.0001	0	09Jan2000, 00:36	0.1	11N	0.0001	0.7	01Jan2000, 00:06	0
11O	0.0032	0.3	09Jan2000, 12:00	2	11O	0.0032	7	01Jan2000, 00:21	0.4
11P	0.0007	0.1	09Jan2000, 12:00	0.5	11P	0.0007	1.9	01Jan2000, 00:27	0.1
11Q	0.0029	0.3	09Jan2000, 12:00	1.9	11Q	0.0029	7.5	01Jan2000, 00:21	0.5
11R	0.0024	0.2	09Jan2000, 12:00	1.6	11R	0.0024	14.2	01Jan2000, 00:09	0.4
11S	0.005	0.4	09Jan2000, 12:00	3.2	11S	0.005	9.9	01Jan2000, 00:24	0.7
11T	0.0016	0.1	09Jan2000, 12:00	1	11T	0.0016	4.3	01Jan2000, 00:27	0.2
11U	0.0032	0.3	09Jan2000, 12:00	2.1	11U	0.0032	19.7	01Jan2000, 00:06	0.5
11V	0.001	0.1	09Jan2000, 12:00	0.7	11V	0.001	4	01Jan2000, 00:18	0.2
11W	0.0016	0.1	09Jan2000, 12:00	1.1	11W	0.0016	7.4	01Jan2000, 00:15	0.3
11X	0.001	0.1	09Jan2000, 12:00	0.6	11X	0.001	2.9	01Jan2000, 00:21	0.1
11Y	0.0003	0	09Jan2000, 12:00	0.2	11Y	0.0003	2.2	01Jan2000, 00:06	0
11Z	0.0041	0.4	09Jan2000, 12:00	2.7	11Z	0.0041	13.7	01Jan2000, 00:24	0.7
2A	0.0014	0.1	09Jan2000, 12:00	0.9	2A	0.0014	4.3	01Jan2000, 00:24	0.2
2B	0.0069	0.6	09Jan2000, 12:00	4.2	2B	0.0069	16.6	01Jan2000, 00:24	0.8
2C	0.0002	0	09Jan2000, 12:00	0.1	2C	0.0002	0.7	01Jan2000, 00:18	0
2D	0.0001	0	09Jan2000, 12:00	0.1	2D	0.0001	0.7	01Jan2000, 00:06	0
2E	0.0001	0	09Jan2000, 12:00	0.1	2E	0.0001	0.7	01Jan2000, 00:06	0
2F	0.0004	0	09Jan2000, 12:00	0.3	2F	0.0004	2.7	01Jan2000, 00:06	0.1
2G	0.0006	0.1	09Jan2000, 12:00	0.4	2G	0.0006	4.3	01Jan2000, 00:06	0.1
2H	0.0002	0	09Jan2000, 12:00	0.1	2H	0.0002	1.5	01Jan2000, 00:06	0
2I	0.0002	0	09Jan2000, 12:00	0.1	2I	0.0002	0.6	01Jan2000, 00:21	0
2J	0.0001	0	09Jan2000, 12:00	0.1	2J	0.0001	0.5	01Jan2000, 00:15	0
2k	0.0005	0	09Jan2000, 12:00	0.3	2k	0.0005	2	01Jan2000, 00:18	0.1
2L	0.0008	0.1	09Jan2000, 12:00	0.5	2L	0.0008	2.9	01Jan2000, 00:21	0.1
2M	0.00004	0	09Jan2000, 12:00	0	2M	0.00004	0.3	01Jan2000, 00:06	0
2N	0.0001	0	09Jan2000, 12:00	0.1	2N	0.0001	0.7	01Jan2000, 00:06	0
2O	0.0001	0	09Jan2000, 12:00	0.1	2O	0.0001	0.7	01Jan2000, 00:06	0
2P	0.0003	0	09Jan2000, 12:00	0.2	2P	0.0003	2.2	01Jan2000, 00:06	0
2Q	0.0002	0	09Jan2000, 12:00	0.1	2Q	0.0002	1.5	01Jan2000, 00:06	0
2R	0.00003	0	09Jan2000, 00:36	0	2R	0.00003	0.2	01Jan2000, 00:06	0
2S	0.0002	0	09Jan2000, 00:36	0.1	2S	0.0002	1.6	01Jan2000, 00:06	0
2T	0.0002	0	09Jan2000, 00:36	0.1	2T	0.0002	1.6	01Jan2000, 00:06	0
2U	0.0002	0	09Jan2000, 12:00	0.1	2U	0.0002	1.6	01Jan2000, 00:06	0
3A	0.0005	0	09Jan2000, 12:00	0.3	3A	0.0005	3.4	01Jan2000, 00:09	0.1
3B	0.0005	0	09Jan2000, 12:00	0.3	3B	0.0005	2.6	01Jan2000, 00:12	0.1
4A	0.0003	0	09Jan2000, 12:00	0.2	4A	0.0003	1.6	01Jan2000, 00:12	0
4B	0.0002	0	09Jan2000, 12:00	0.1	4B	0.0002	1.3	01Jan2000, 00:06	0
4C	0.0001	0	09Jan2000, 12:00	0.1	4C	0.0001	0.7	01Jan2000, 00:06	0
4D	0.0001	0	09Jan2000, 00:36	0.1	4D	0.0001	0.8	01Jan2000, 00:06	0
4E	0.0008	0.1	09Jan2000, 12:00	0.5	4E	0.0008	3.1	01Jan2000, 00:18	0.1
4F	0.0002	0	09Jan2000, 12:00	0.1	4F	0.0002	1.5	01Jan2000, 00:06	0

4G	0.0002	0	09Jan2000, 00:36	0.1	4G	0.0002	1.6	01Jan2000, 00:06	0
4H	0.0003	0	09Jan2000, 12:00	0.2	4H	0.0003	1.5	01Jan2000, 00:12	0
4I	0.0009	0.1	09Jan2000, 12:00	0.6	4I	0.0009	6.7	01Jan2000, 00:06	0.1
4J	0.0003	0	09Jan2000, 12:00	0.2	4J	0.0003	1.9	01Jan2000, 00:06	0
4K	0.0002	0	09Jan2000, 12:00	0.1	4K	0.0002	1.4	01Jan2000, 00:06	0
4L	0.0002	0	09Jan2000, 12:00	0.1	4L	0.0002	1.3	01Jan2000, 00:06	0
4M	0.0001	0	09Jan2000, 00:36	0.1	4M	0.0001	0.8	01Jan2000, 00:06	0
4N	0.0016	0.1	09Jan2000, 12:00	1	4N	0.0016	9	01Jan2000, 00:09	0.2
5A	0.0123	1.1	09Jan2000, 12:00	7.8	5A	0.0123	23.9	01Jan2000, 00:24	1.7
6A	0.0122	1.1	09Jan2000, 12:00	7.6	6A	0.0122	24.6	01Jan2000, 00:21	1.6
7A	0.0002	0	09Jan2000, 12:00	0.1	7A	0.0002	1.3	01Jan2000, 00:06	0
7B	0.0025	0.2	09Jan2000, 12:00	1.6	7B	0.0025	5.6	01Jan2000, 00:30	0.3
7C	0.0016	0.1	09Jan2000, 12:00	1	7C	0.0016	6.1	01Jan2000, 00:15	0.2
7D	0.001	0.1	09Jan2000, 12:00	0.6	7D	0.001	3	01Jan2000, 00:21	0.1
7E	0.0093	0.8	09Jan2000, 12:00	5.8	7E	0.0093	16.2	01Jan2000, 00:27	1.2
7F	0.00002	0	09Jan2000, 12:00	0	7F	0.00002	0.1	01Jan2000, 00:06	0
7G	0.00002	0	09Jan2000, 12:00	0	7G	0.00002	0.2	01Jan2000, 00:06	0
7H	0.00001	0	09Jan2000, 12:00	0	7H	0.00001	0.1	01Jan2000, 00:06	0
8A	0.0005	0	09Jan2000, 12:00	0.3	8A	0.0005	1.3	01Jan2000, 00:24	0.1
8B	0.0008	0.1	09Jan2000, 12:00	0.5	8B	0.0008	2.1	01Jan2000, 00:24	0.1
8C	0.0004	0	09Jan2000, 12:00	0.2	8C	0.0004	1	01Jan2000, 00:24	0
8D	0.0005	0	09Jan2000, 12:00	0.3	8D	0.0005	1.4	01Jan2000, 00:21	0.1
8E	0.0011	0.1	09Jan2000, 12:00	0.7	8E	0.0011	3	01Jan2000, 00:24	0.2
8F	0.0008	0.1	09Jan2000, 12:00	0.5	8F	0.0008	2	01Jan2000, 00:27	0.1
8G	0.0006	0.1	09Jan2000, 12:00	0.4	8G	0.0006	3.6	01Jan2000, 00:09	0.1
9A	0.002	0.2	09Jan2000, 12:00	1.3	9A	0.002	6	01Jan2000, 00:27	0.3
9B	0.0015	0.1	09Jan2000, 12:00	0.9	9B	0.0015	7.6	01Jan2000, 00:09	0.2
9C	0.0013	0.1	09Jan2000, 12:00	0.9	9C	0.0013	4.9	01Jan2000, 00:18	0.2
9D	0.0036	0.3	09Jan2000, 12:00	2.4	9D	0.0036	21.1	01Jan2000, 00:09	0.6
9E	0.0008	0.1	09Jan2000, 12:00	0.5	9E	0.0008	2.6	01Jan2000, 00:18	0.1
9F	0.0002	0	09Jan2000, 12:00	0.1	9F	0.0002	1.4	01Jan2000, 00:06	0

100YR48HR				
Hydrologic Element	Drainage Area (MI2)	Peak Discharge (CFS)	Time of Peak	Volume (AC-FT)
DEP 1C	0.0027	1.1	02Jan2000, 18:00	1.3
DEP 1E	0.0071	2.8	02Jan2000, 18:03	3.3
DEP 11O	0.0032	1.3	02Jan2000, 18:00	1.5
DEP 11Q	0.0029	1.2	02Jan2000, 18:00	1.4
DEP 11S	0.005	2	02Jan2000, 18:00	2.3
DEP 5A	0.0123	4.8	02Jan2000, 18:03	5.6
DEP 6A	0.0122	4.8	02Jan2000, 18:00	5.5
DEP 7E	0.0093	3.6	02Jan2000, 18:03	4.1
Junction ML1	0.0017	0.7	02Jan2000, 18:00	0.8
Junction ML2	0.0097	3.9	02Jan2000, 18:00	4.5
Junction ML3	0.0105	4.2	02Jan2000, 18:00	4.8
Junction ML4	0.0158	6.3	02Jan2000, 18:00	7.4
Junction ML5	0.2514	100.5	02Jan2000, 18:00	118
Junction ML6	0.2527	101	02Jan2000, 18:00	118.6
Junction ML7	0.2535	101.3	02Jan2000, 18:00	118.9
Junction ML8	0.25614	102.4	02Jan2000, 18:00	120.2
Junction Q4	0.00844	3.3	02Jan2000, 18:00	3.7
Junction 2C-6	0.0005	0.2	02Jan2000, 18:00	0.2
Junction 1A	0.016	6.3	02Jan2000, 18:00	7.4
Junction 1B	0.0015	0.6	02Jan2000, 18:00	0.7
Junction 1C	0.0042	1.7	02Jan2000, 18:00	2
Junction 1D	0.0043	1.7	02Jan2000, 18:00	2
Junction 1E	0.0114	4.5	02Jan2000, 18:00	5.3
Junction 1F	0.0005	0.2	02Jan2000, 18:00	0.2
Junction 1G	0.0003	0.1	02Jan2000, 18:00	0.1
Junction 1H	0.0002	0.1	02Jan2000, 18:00	0.1
Junction 10A	0.0014	0.6	02Jan2000, 18:03	0.6
Junction 10B	0.0015	0.6	02Jan2000, 18:00	0.7
Junction 10C	0.0019	0.8	02Jan2000, 18:00	0.9
Junction 11A	0.0013	0.5	02Jan2000, 18:00	0.6
Junction 11AA	0.0066	2.7	02Jan2000, 18:00	3.1
Junction 11AB	0.0002	0.1	02Jan2000, 18:00	0.1
Junction 11AC	0.001	0.4	02Jan2000, 18:09	0.4
Junction 11AD	0.0003	0.1	02Jan2000, 18:00	0.1
Junction 11AE	0.0003	0.1	02Jan2000, 18:00	0.1
Junction 11AF	0.0005	0.2	02Jan2000, 18:00	0.2
Junction 11AG	0.00004	0	02Jan2000, 17:12	0
Junction 11AH	0.00264	1.1	02Jan2000, 18:00	1.3
Junction 11AI	0.1962	78.4	02Jan2000, 18:00	92.1
Junction 11AJ	0.1578	63.1	02Jan2000, 18:00	74.2
Junction 11AK	0.0432	17.1	02Jan2000, 18:00	19.4
Junction 11B	0.0004	0.2	02Jan2000, 18:00	0.2
Junction 11C	0.0084	3.4	02Jan2000, 18:00	3.9
Junction 11D	0.0099	4	02Jan2000, 18:00	4.6
Junction 11E	0.0006	0.2	02Jan2000, 18:00	0.3

100YR5MIN				
Hydrologic Element	Drainage Area (MI2)	Peak Discharge (CFS)	Time of Peak	Volume (AC-FT)
DEP 1C	0.0027	4	01Jan2000, 00:12	0.1
DEP 1E	0.0071	5.1	01Jan2000, 00:21	0.3
DEP 11O	0.0032	3	01Jan2000, 00:12	0.1
DEP 11Q	0.0029	3.7	01Jan2000, 00:15	0.1
DEP 11S	0.005	4.1	01Jan2000, 00:18	0.2
DEP 5A	0.0123	9.3	01Jan2000, 00:18	0.4
DEP 6A	0.0122	9.3	01Jan2000, 00:15	0.4
DEP 7E	0.0093	6	01Jan2000, 00:18	0.3
Junction ML1	0.0017	3	01Jan2000, 00:03	0.1
Junction ML2	0.0097	8.9	01Jan2000, 00:15	0.3
Junction ML3	0.0105	9.5	01Jan2000, 00:15	0.4
Junction ML4	0.0158	21.5	01Jan2000, 00:06	0.6
Junction ML5	0.2514	274.9	01Jan2000, 00:18	10.1
Junction ML6	0.2527	275.1	01Jan2000, 00:18	10.2
Junction ML7	0.2535	275.7	01Jan2000, 00:18	10.2
Junction ML8	0.25614	278.1	01Jan2000, 00:18	10.4
Junction Q4	0.00844	11.8	01Jan2000, 00:03	0.2
Junction 2C-6	0.0005	2	01Jan2000, 00:03	0
Junction 1A	0.016	12.6	01Jan2000, 00:18	0.6
Junction 1B	0.0015	2.1	01Jan2000, 00:15	0.1
Junction 1C	0.0042	6	01Jan2000, 00:12	0.2
Junction 1D	0.0043	6	01Jan2000, 00:12	0.2
Junction 1E	0.0114	10	01Jan2000, 00:15	0.4
Junction 1F	0.0005	4.4	01Jan2000, 00:03	0
Junction 1G	0.0003	2.8	01Jan2000, 00:03	0
Junction 1H	0.0002	1.9	01Jan2000, 00:03	0
Junction 10A	0.0014	1	01Jan2000, 00:27	0.1
Junction 10B	0.0015	1	01Jan2000, 00:03	0.1
Junction 10C	0.0019	3.9	01Jan2000, 00:03	0.1
Junction 11A	0.0013	1.2	01Jan2000, 00:21	0
Junction 11AA	0.0066	14.1	01Jan2000, 00:12	0.3
Junction 11AB	0.0002	0.3	01Jan2000, 00:15	0
Junction 11AC	0.001	0.4	01Jan2000, 00:39	0
Junction 11AD	0.0003	2.6	01Jan2000, 00:03	0
Junction 11AE	0.0003	2.4	01Jan2000, 00:03	0
Junction 11AF	0.0005	0.7	01Jan2000, 00:21	0
Junction 11AG	0.00004	0.4	01Jan2000, 00:03	0
Junction 11AH	0.00264	2.9	01Jan2000, 00:24	0.1
Junction 11AI	0.1962	223.1	01Jan2000, 00:18	7.9
Junction 11AJ	0.1578	173.8	01Jan2000, 00:18	6.5
Junction 11AK	0.0432	42.9	01Jan2000, 00:18	1.4
Junction 11B	0.0004	3	01Jan2000, 00:03	0
Junction 11C	0.0084	10.2	01Jan2000, 00:15	0.3
Junction 11D	0.0099	10.8	01Jan2000, 00:15	0.4
Junction 11E	0.0006	0.6	01Jan2000, 00:18	0

Junction 11F	0.0034	1.4	02Jan2000, 18:00	1.6
Junction 11G	0.0004	0.2	02Jan2000, 18:00	0.2
Junction 11H	0.0002	0.1	02Jan2000, 18:00	0.1
Junction 11I	0.0002	0.1	02Jan2000, 18:00	0.1
Junction 11J	0.0009	0.4	02Jan2000, 18:00	0.4
Junction 11K	0.0116	4.6	02Jan2000, 18:00	5.4
Junction 11L	0.0034	1.4	02Jan2000, 18:00	1.6
Junction 11M	0.0012	0.5	02Jan2000, 18:00	0.6
Junction 11N	0.0001	0	02Jan2000, 17:27	0
Junction 11O	0.0032	1.3	02Jan2000, 18:00	1.5
Junction 11P	0.0007	0.3	02Jan2000, 18:00	0.3
Junction 11Q	0.0029	1.2	02Jan2000, 18:00	1.4
Junction 11R	0.0024	1	02Jan2000, 18:00	1.2
Junction 11S	0.0082	3.2	02Jan2000, 18:00	3.8
Junction 11T	0.0098	3.9	02Jan2000, 18:00	4.5
Junction 11U	0.0032	1.3	02Jan2000, 18:00	1.5
Junction 11V	0.001	0.4	02Jan2000, 18:00	0.5
Junction 11W	0.0016	0.6	02Jan2000, 18:00	0.8
Junction 11X	0.001	0.4	02Jan2000, 18:00	0.4
Junction 11Y	0.0003	0.1	02Jan2000, 18:00	0.1
Junction 11Z	0.2003	80.1	02Jan2000, 18:00	94.1
Junction 11-C1	0.0105	4.2	02Jan2000, 18:00	4.8
Junction 11-C2	0.0013	0.5	02Jan2000, 18:00	0.6
Junction 11-C3	0.2032	81.2	02Jan2000, 18:00	95.5
Junction 11-C4	0.2148	85.9	02Jan2000, 18:00	100.8
Junction 11-C5	0.2224	88.9	02Jan2000, 18:00	104.4
Junction 2A	0.0014	0.6	02Jan2000, 18:00	0.7
Junction 2B	0.0069	2.7	02Jan2000, 18:00	3
Junction 2C	0.00714	2.8	02Jan2000, 18:00	3.1
Junction 2C-1	0.00734	2.9	02Jan2000, 18:00	3.2
Junction 2C-2	0.00754	3	02Jan2000, 18:00	3.3
Junction 2C-3	0.00794	3.1	02Jan2000, 18:00	3.5
Junction 2C-4	0.00927	3.7	02Jan2000, 18:00	4.1
Junction 2C-5	0.00977	3.9	02Jan2000, 18:00	4.3
Junction 2C-7	0.00997	3.9	02Jan2000, 18:00	4.4
Junction 2C-8	0.01047	4.1	02Jan2000, 18:00	4.7
Junction 2C-9	0.01287	5.1	02Jan2000, 18:00	5.8
Junction 2D	0.0001	0	02Jan2000, 18:00	0
Junction 2E	0.0001	0	02Jan2000, 18:00	0
Junction 2F	0.0004	0.2	02Jan2000, 18:00	0.2
Junction 2G	0.0006	0.2	02Jan2000, 18:00	0.3
Junction 2H	0.0002	0.1	02Jan2000, 18:00	0.1
Junction 2I	0.0002	0.1	02Jan2000, 18:00	0.1
Junction 2J	0.0001	0	02Jan2000, 18:00	0
Junction 2K	0.0005	0.2	02Jan2000, 18:00	0.2
Junction 2L	0.0022	0.9	02Jan2000, 18:00	1
Junction 2M	0.00004	0	02Jan2000, 18:00	0
Junction 2N	0.0001	0	02Jan2000, 18:00	0
Junction 2O	0.0001	0	02Jan2000, 18:00	0

Junction 11F	0.0034	3.6	01Jan2000, 00:18	0.1
Junction 11G	0.0004	0.4	01Jan2000, 00:18	0
Junction 11H	0.0002	0.3	01Jan2000, 00:18	0
Junction 11I	0.0002	1.7	01Jan2000, 00:03	0
Junction 11J	0.0009	0.9	01Jan2000, 00:21	0
Junction 11K	0.0116	12.5	01Jan2000, 00:15	0.4
Junction 11L	0.0034	3.9	01Jan2000, 00:15	0.1
Junction 11M	0.0012	5.1	01Jan2000, 00:06	0.1
Junction 11N	0.0001	0.8	01Jan2000, 00:03	0
Junction 11O	0.0032	3	01Jan2000, 00:12	0.1
Junction 11P	0.0007	0.7	01Jan2000, 00:21	0
Junction 11Q	0.0029	3.7	01Jan2000, 00:15	0.1
Junction 11R	0.0024	11.1	01Jan2000, 00:06	0.1
Junction 11S	0.0082	7	01Jan2000, 00:15	0.3
Junction 11T	0.0098	8.6	01Jan2000, 00:15	0.4
Junction 11U	0.0032	20.4	01Jan2000, 00:03	0.1
Junction 11V	0.001	2.1	01Jan2000, 00:12	0
Junction 11W	0.0016	4.2	01Jan2000, 00:12	0.1
Junction 11X	0.001	1.2	01Jan2000, 00:15	0
Junction 11Y	0.0003	2.7	01Jan2000, 00:03	0
Junction 11Z	0.2003	229.5	01Jan2000, 00:18	8.1
Junction 11-C1	0.0105	11.5	01Jan2000, 00:15	0.4
Junction 11-C2	0.0013	3	01Jan2000, 00:03	0.1
Junction 11-C3	0.2032	233.1	01Jan2000, 00:18	8.3
Junction 11-C4	0.2148	245.5	01Jan2000, 00:18	8.7
Junction 11-C5	0.2224	253.2	01Jan2000, 00:18	9
Junction 2A	0.0014	1.9	01Jan2000, 00:18	0.1
Junction 2B	0.0069	6	01Jan2000, 00:15	0.2
Junction 2C	0.00714	6.3	01Jan2000, 00:15	0.2
Junction 2C-1	0.00734	6.3	01Jan2000, 00:15	0.2
Junction 2C-2	0.00754	6.3	01Jan2000, 00:15	0.2
Junction 2C-3	0.00794	7.4	01Jan2000, 00:03	0.2
Junction 2C-4	0.00927	19.2	01Jan2000, 00:03	0.3
Junction 2C-5	0.00977	21.3	01Jan2000, 00:03	0.3
Junction 2C-7	0.00997	23.3	01Jan2000, 00:03	0.3
Junction 2C-8	0.01047	23.4	01Jan2000, 00:03	0.3
Junction 2C-9	0.01287	25.7	01Jan2000, 00:03	0.4
Junction 2D	0.0001	0.9	01Jan2000, 00:03	0
Junction 2E	0.0001	0.9	01Jan2000, 00:03	0
Junction 2F	0.0004	3.1	01Jan2000, 00:03	0
Junction 2G	0.0006	5.1	01Jan2000, 00:03	0
Junction 2H	0.0002	1.9	01Jan2000, 00:03	0
Junction 2I	0.0002	0.3	01Jan2000, 00:15	0
Junction 2J	0.0001	0.3	01Jan2000, 00:09	0
Junction 2K	0.0005	1.1	01Jan2000, 00:12	0
Junction 2L	0.0022	3.2	01Jan2000, 00:15	0.1
Junction 2M	0.00004	0.3	01Jan2000, 00:03	0
Junction 2N	0.0001	0.8	01Jan2000, 00:03	0
Junction 2O	0.0001	0.8	01Jan2000, 00:03	0

Junction 2P	0.00824	3.2	02Jan2000, 18:00	3.6
Junction 2Q	0.0002	0.1	02Jan2000, 18:00	0.1
Junction 2R	0.00907	3.6	02Jan2000, 18:00	4
Junction 2S	0.0002	0.1	02Jan2000, 17:12	0.1
Junction 2T	0.0002	0.1	02Jan2000, 17:12	0.1
Junction 2U	0.0002	0.1	02Jan2000, 18:00	0.1
Junction 4A	0.0003	0.1	02Jan2000, 18:00	0.1
Junction 4B	0.0002	0.1	02Jan2000, 18:00	0.1
Junction 4C	0.0001	0	02Jan2000, 18:00	0
Junction 4C-1	0.0055	2.2	02Jan2000, 18:00	2.6
Junction 4C-10	0.0026	1	02Jan2000, 18:00	1.2
Junction 4C-11	0.0024	1	02Jan2000, 18:00	1.1
Junction 4C-2	0.0053	2.1	02Jan2000, 18:00	2.5
Junction 4C-3	0.0051	2	02Jan2000, 18:00	2.4
Junction 4C-4	0.0048	1.9	02Jan2000, 18:00	2.3
Junction 4C-5	0.0039	1.6	02Jan2000, 18:00	1.8
Junction 4C-6	0.0036	1.4	02Jan2000, 18:00	1.7
Junction 4C-7	0.0033	1.3	02Jan2000, 18:00	1.6
Junction 4C-8	0.0031	1.2	02Jan2000, 18:00	1.5
Junction 4C-9	0.0029	1.2	02Jan2000, 18:00	1.4
Junction 4D	0.0001	0	02Jan2000, 17:12	0
Junction 4E	0.0008	0.3	02Jan2000, 18:00	0.4
Junction 4F	0.0002	0.1	02Jan2000, 18:00	0.1
Junction 4G	0.0002	0.1	02Jan2000, 17:12	0.1
Junction 4H	0.0003	0.1	02Jan2000, 18:00	0.1
Junction 4I	0.0009	0.4	02Jan2000, 18:00	0.4
Junction 4J	0.0003	0.1	02Jan2000, 18:00	0.1
Junction 4K	0.0002	0.1	02Jan2000, 18:00	0.1
Junction 4L	0.0002	0.1	02Jan2000, 18:00	0.1
Junction 4M	0.0001	0	02Jan2000, 17:12	0
Junction 4N	0.0016	0.6	02Jan2000, 18:00	0.7
Junction 5A	0.0123	4.8	02Jan2000, 18:03	5.6
Junction 6A	0.0122	4.8	02Jan2000, 18:00	5.5
Junction 7A	0.0027	1.1	02Jan2000, 18:00	1.2
Junction 7B	0.0025	1	02Jan2000, 18:00	1.1
Junction 7C	0.0053	2.1	02Jan2000, 18:00	2.4
Junction 7D	0.001	0.4	02Jan2000, 18:00	0.5
Junction 7E	0.01465	5.7	02Jan2000, 18:00	6.5
Junction 7F	0.00005	0	02Jan2000, 18:00	0
Junction 7G	0.00002	0	02Jan2000, 18:00	0
Junction 7H	0.00003	0	02Jan2000, 18:00	0
Junction 8A	0.0005	0.2	02Jan2000, 18:00	0.2
Junction 8B	0.0013	0.5	02Jan2000, 18:00	0.6
Junction 8C	0.0017	0.7	02Jan2000, 18:00	0.7
Junction 8D	0.0022	0.9	02Jan2000, 18:00	1
Junction 8E	0.0033	1.3	02Jan2000, 18:00	1.5
Junction 8F	0.0041	1.6	02Jan2000, 18:00	1.8
Junction 8G	0.0006	0.2	02Jan2000, 18:00	0.3
Junction 9A	0.002	0.8	02Jan2000, 18:00	1

Junction 2P	0.00824	10	01Jan2000, 00:03	0.2
Junction 2Q	0.0002	1.9	01Jan2000, 00:03	0
Junction 2R	0.00907	17.3	01Jan2000, 00:03	0.3
Junction 2S	0.0002	2	01Jan2000, 00:03	0
Junction 2T	0.0002	2	01Jan2000, 00:03	0
Junction 2U	0.0002	2	01Jan2000, 00:03	0
Junction 4A	0.0003	1.2	01Jan2000, 00:06	0
Junction 4B	0.0002	1.5	01Jan2000, 00:03	0
Junction 4C	0.0001	0.8	01Jan2000, 00:03	0
Junction 4C-1	0.0055	31.5	01Jan2000, 00:03	0.2
Junction 4C-10	0.0026	11	01Jan2000, 00:03	0.1
Junction 4C-11	0.0024	9	01Jan2000, 00:03	0.1
Junction 4C-2	0.0053	29.6	01Jan2000, 00:03	0.2
Junction 4C-3	0.0051	27.6	01Jan2000, 00:03	0.2
Junction 4C-4	0.0048	27.4	01Jan2000, 00:03	0.2
Junction 4C-5	0.0039	19.1	01Jan2000, 00:03	0.2
Junction 4C-6	0.0036	18.6	01Jan2000, 00:03	0.2
Junction 4C-7	0.0033	16.5	01Jan2000, 00:03	0.1
Junction 4C-8	0.0031	14.9	01Jan2000, 00:03	0.1
Junction 4C-9	0.0029	13.3	01Jan2000, 00:03	0.1
Junction 4D	0.0001	1	01Jan2000, 00:03	0
Junction 4E	0.0008	1.6	01Jan2000, 00:12	0
Junction 4F	0.0002	1.9	01Jan2000, 00:03	0
Junction 4G	0.0002	2	01Jan2000, 00:03	0
Junction 4H	0.0003	1	01Jan2000, 00:09	0
Junction 4I	0.0009	8.3	01Jan2000, 00:03	0
Junction 4J	0.0003	2.1	01Jan2000, 00:03	0
Junction 4K	0.0002	1.6	01Jan2000, 00:03	0
Junction 4L	0.0002	1.5	01Jan2000, 00:03	0
Junction 4M	0.0001	1	01Jan2000, 00:03	0
Junction 4N	0.0016	8.8	01Jan2000, 00:03	0.1
Junction 5A	0.0123	9.3	01Jan2000, 00:18	0.4
Junction 6A	0.0122	9.3	01Jan2000, 00:15	0.4
Junction 7A	0.0027	1.9	01Jan2000, 00:21	0.1
Junction 7B	0.0025	1.9	01Jan2000, 00:21	0.1
Junction 7C	0.0053	5.3	01Jan2000, 00:12	0.2
Junction 7D	0.001	1.2	01Jan2000, 00:15	0
Junction 7E	0.01465	10.5	01Jan2000, 00:15	0.4
Junction 7F	0.00005	0.5	01Jan2000, 00:03	0
Junction 7G	0.00002	0.2	01Jan2000, 00:03	0
Junction 7H	0.00003	0.3	01Jan2000, 00:03	0
Junction 8A	0.0005	0.5	01Jan2000, 00:15	0
Junction 8B	0.0013	1.3	01Jan2000, 00:15	0
Junction 8C	0.0017	1.7	01Jan2000, 00:15	0
Junction 8D	0.0022	2.2	01Jan2000, 00:15	0.1
Junction 8E	0.0033	3.4	01Jan2000, 00:15	0.1
Junction 8F	0.0041	4.1	01Jan2000, 00:15	0.1
Junction 8G	0.0006	3.2	01Jan2000, 00:03	0
Junction 9A	0.002	2.6	01Jan2000, 00:18	0.1

Junction 9A-9C	0.0043	1.7	02Jan2000, 18:00	2	Junction 9A-9C	0.0043	6	01Jan2000, 00:15	0.2
Junction 9B	0.0015	0.6	02Jan2000, 18:00	0.7	Junction 9B	0.0015	5.1	01Jan2000, 00:06	0.1
Junction 9B-9D	0.0094	3.8	02Jan2000, 18:00	4.5	Junction 9B-9D	0.0094	24.2	01Jan2000, 00:06	0.4
Junction 9C	0.0033	1.3	02Jan2000, 18:00	1.6	Junction 9C	0.0033	4.9	01Jan2000, 00:15	0.1
Junction 9D	0.0036	1.4	02Jan2000, 18:00	1.7	Junction 9D	0.0036	16.4	01Jan2000, 00:06	0.2
Junction 9E	0.001	0.4	02Jan2000, 18:00	0.5	Junction 9E	0.001	1.7	01Jan2000, 00:03	0
Junction 9E-9C	0.0043	1.7	02Jan2000, 18:00	2	Junction 9E-9C	0.0043	6	01Jan2000, 00:15	0.2
Junction 9F	0.0002	0.1	02Jan2000, 18:00	0.1	Junction 9F	0.0002	1.5	01Jan2000, 00:03	0
Outlet 1	0.016	6.3	02Jan2000, 17:57	7.4	Outlet 1	0.016	12.6	01Jan2000, 00:15	0.6
OUTLET 10	0.0019	0.8	02Jan2000, 17:57	0.9	OUTLET 10	0.0019	3.9	01Jan2000, 00:00	0.1
OUTLET 11	0.25614	102.4	02Jan2000, 17:57	120.2	OUTLET 11	0.25614	278.1	01Jan2000, 00:15	10.2
OUTLET 2	0.01287	5.1	02Jan2000, 17:57	5.8	OUTLET 2	0.01287	25.7	01Jan2000, 00:00	0.4
OUTLET 3A	0.0005	0.2	02Jan2000, 17:57	0.2	OUTLET 3A	0.0005	3.1	01Jan2000, 00:00	0
OUTLET 3B	0.0005	0.2	02Jan2000, 17:57	0.2	OUTLET 3B	0.0005	1.7	01Jan2000, 00:06	0
OUTLET 4	0.0055	2.2	02Jan2000, 17:57	2.6	OUTLET 4	0.0055	31.5	01Jan2000, 00:00	0.2
OUTLET 5	0.0123	4.8	02Jan2000, 18:00	5.6	OUTLET 5	0.0123	9.3	01Jan2000, 00:15	0.4
OUTLET 6	0.0122	4.8	02Jan2000, 17:57	5.5	OUTLET 6	0.0122	9.3	01Jan2000, 00:12	0.4
OUTLET 7	0.01465	5.7	02Jan2000, 17:57	6.5	OUTLET 7	0.01465	10.5	01Jan2000, 00:12	0.4
OUTLET 8A	0.0041	1.6	02Jan2000, 17:57	1.8	OUTLET 8A	0.0041	4.1	01Jan2000, 00:12	0.1
OUTLET 8B	0.0006	0.2	02Jan2000, 17:57	0.3	OUTLET 8B	0.0006	3.2	01Jan2000, 00:00	0
OUTLET 9	0.0094	3.8	02Jan2000, 17:57	4.5	OUTLET 9	0.0094	24.2	01Jan2000, 00:03	0.4
1A	0.0041	1.6	02Jan2000, 18:00	1.8	1A	0.0041	2.9	01Jan2000, 00:21	0.1
1B	0.0015	0.6	02Jan2000, 18:00	0.7	1B	0.0015	2.1	01Jan2000, 00:15	0.1
1C	0.0027	1.1	02Jan2000, 18:00	1.3	1C	0.0027	4	01Jan2000, 00:09	0.1
1D	0.0001	0	02Jan2000, 18:00	0	1D	0.0001	0.1	01Jan2000, 00:03	0
1E	0.0071	2.8	02Jan2000, 18:00	3.3	1E	0.0071	9.1	01Jan2000, 00:12	0.3
1F	0.0002	0.1	02Jan2000, 18:00	0.1	1F	0.0002	1.6	01Jan2000, 00:03	0
1G	0.0001	0	02Jan2000, 18:00	0	1G	0.0001	0.9	01Jan2000, 00:03	0
1H	0.0002	0.1	02Jan2000, 18:00	0.1	1H	0.0002	1.9	01Jan2000, 00:03	0
10A	0.0014	0.6	02Jan2000, 18:03	0.6	10A	0.0014	1	01Jan2000, 00:27	0.1
10B	0.0001	0	02Jan2000, 17:12	0	10B	0.0001	1	01Jan2000, 00:03	0
10C	0.0004	0.2	02Jan2000, 18:00	0.2	10C	0.0004	2.9	01Jan2000, 00:03	0
11A	0.0013	0.5	02Jan2000, 18:00	0.6	11A	0.0013	1.2	01Jan2000, 00:21	0
11AA	0.0066	2.7	02Jan2000, 18:00	3.1	11AA	0.0066	14.1	01Jan2000, 00:12	0.3
11AB	0.0002	0.1	02Jan2000, 18:00	0.1	11AB	0.0002	0.3	01Jan2000, 00:15	0
11AC	0.001	0.4	02Jan2000, 18:09	0.4	11AC	0.001	0.4	01Jan2000, 00:39	0
11AD	0.0003	0.1	02Jan2000, 18:00	0.1	11AD	0.0003	2.6	01Jan2000, 00:03	0
11AE	0.0003	0.1	02Jan2000, 18:00	0.1	11AE	0.0003	2.4	01Jan2000, 00:03	0
11AF	0.0005	0.2	02Jan2000, 18:00	0.2	11AF	0.0005	0.7	01Jan2000, 00:21	0
11AG	0.00004	0	02Jan2000, 17:12	0	11AG	0.00004	0.4	01Jan2000, 00:03	0
11AH	0.0026	1	02Jan2000, 18:03	1.3	11AH	0.0026	2.9	01Jan2000, 00:24	0.1
11AI	0.0384	15.4	02Jan2000, 18:00	17.9	11AI	0.0384	55.4	01Jan2000, 00:15	1.5
11AJ	0.1146	45.9	02Jan2000, 18:00	54.8	11AJ	0.1146	134	01Jan2000, 00:21	5.1
11AK	0.0432	17.1	02Jan2000, 18:00	19.4	11AK	0.0432	42.9	01Jan2000, 00:18	1.4
11B	0.0004	0.2	02Jan2000, 18:00	0.2	11B	0.0004	3	01Jan2000, 00:03	0
11C	0.0084	3.4	02Jan2000, 18:00	3.9	11C	0.0084	10.2	01Jan2000, 00:15	0.3
11D	0.0009	0.4	02Jan2000, 18:00	0.4	11D	0.0009	4.6	01Jan2000, 00:03	0
11E	0.0006	0.2	02Jan2000, 18:00	0.3	11E	0.0006	0.6	01Jan2000, 00:18	0
11F	0.0032	1.3	02Jan2000, 18:00	1.5	11F	0.0032	3.6	01Jan2000, 00:18	0.1

11G	0.0004	0.2	02Jan2000, 18:00	0.2	11G	0.0004	0.4	01Jan2000, 00:18	0
11H	0.0002	0.1	02Jan2000, 18:00	0.1	11H	0.0002	0.3	01Jan2000, 00:18	0
11I	0.0002	0.1	02Jan2000, 18:00	0.1	11I	0.0002	1.7	01Jan2000, 00:03	0
11J	0.0009	0.4	02Jan2000, 18:00	0.4	11J	0.0009	0.9	01Jan2000, 00:21	0
11K	0.0002	0.1	02Jan2000, 18:00	0.1	11K	0.0002	0.2	01Jan2000, 00:21	0
11L	0.0034	1.4	02Jan2000, 18:00	1.6	11L	0.0034	3.9	01Jan2000, 00:15	0.1
11M	0.0012	0.5	02Jan2000, 18:00	0.6	11M	0.0012	5.1	01Jan2000, 00:06	0.1
11N	0.0001	0	02Jan2000, 17:27	0	11N	0.0001	0.8	01Jan2000, 00:03	0
11O	0.0032	1.3	02Jan2000, 18:00	1.5	11O	0.0032	3	01Jan2000, 00:12	0.1
11P	0.0007	0.3	02Jan2000, 18:00	0.3	11P	0.0007	0.7	01Jan2000, 00:21	0
11Q	0.0029	1.2	02Jan2000, 18:00	1.4	11Q	0.0029	3.6	01Jan2000, 00:12	0.1
11R	0.0024	1	02Jan2000, 18:00	1.2	11R	0.0024	11.1	01Jan2000, 00:06	0.1
11S	0.005	2	02Jan2000, 18:00	2.3	11S	0.005	4.1	01Jan2000, 00:18	0.2
11T	0.0016	0.6	02Jan2000, 18:00	0.7	11T	0.0016	1.7	01Jan2000, 00:18	0.1
11U	0.0032	1.3	02Jan2000, 18:00	1.5	11U	0.0032	20.4	01Jan2000, 00:03	0.1
11V	0.001	0.4	02Jan2000, 18:00	0.5	11V	0.001	2.1	01Jan2000, 00:12	0
11W	0.0016	0.6	02Jan2000, 18:00	0.8	11W	0.0016	4.2	01Jan2000, 00:12	0.1
11X	0.001	0.4	02Jan2000, 18:00	0.4	11X	0.001	1.2	01Jan2000, 00:15	0
11Y	0.0003	0.1	02Jan2000, 18:00	0.1	11Y	0.0003	2.7	01Jan2000, 00:03	0
11Z	0.0041	1.7	02Jan2000, 18:00	2	11Z	0.0041	6.4	01Jan2000, 00:18	0.2
2A	0.0014	0.6	02Jan2000, 18:00	0.7	2A	0.0014	1.9	01Jan2000, 00:18	0.1
2B	0.0069	2.7	02Jan2000, 18:00	3	2B	0.0069	6	01Jan2000, 00:15	0.2
2C	0.0002	0.1	02Jan2000, 18:00	0.1	2C	0.0002	0.3	01Jan2000, 00:12	0
2D	0.0001	0	02Jan2000, 18:00	0	2D	0.0001	0.9	01Jan2000, 00:03	0
2E	0.0001	0	02Jan2000, 18:00	0	2E	0.0001	0.9	01Jan2000, 00:03	0
2F	0.0004	0.2	02Jan2000, 18:00	0.2	2F	0.0004	3.1	01Jan2000, 00:03	0
2G	0.0006	0.2	02Jan2000, 18:00	0.3	2G	0.0006	5.1	01Jan2000, 00:03	0
2H	0.0002	0.1	02Jan2000, 18:00	0.1	2H	0.0002	1.9	01Jan2000, 00:03	0
2I	0.0002	0.1	02Jan2000, 18:00	0.1	2I	0.0002	0.3	01Jan2000, 00:15	0
2J	0.0001	0	02Jan2000, 18:00	0	2J	0.0001	0.3	01Jan2000, 00:09	0
2k	0.0005	0.2	02Jan2000, 18:00	0.2	2k	0.0005	1.1	01Jan2000, 00:12	0
2L	0.0008	0.3	02Jan2000, 18:00	0.4	2L	0.0008	1.4	01Jan2000, 00:15	0
2M	0.00004	0	02Jan2000, 18:00	0	2M	0.00004	0.3	01Jan2000, 00:03	0
2N	0.0001	0	02Jan2000, 18:00	0	2N	0.0001	0.8	01Jan2000, 00:03	0
2O	0.0001	0	02Jan2000, 18:00	0	2O	0.0001	0.8	01Jan2000, 00:03	0
2P	0.0003	0.1	02Jan2000, 18:00	0.1	2P	0.0003	2.6	01Jan2000, 00:03	0
2Q	0.0002	0.1	02Jan2000, 18:00	0.1	2Q	0.0002	1.9	01Jan2000, 00:03	0
2R	0.00003	0	02Jan2000, 17:12	0	2R	0.00003	0.3	01Jan2000, 00:03	0
2S	0.0002	0.1	02Jan2000, 17:12	0.1	2S	0.0002	2	01Jan2000, 00:03	0
2T	0.0002	0.1	02Jan2000, 17:12	0.1	2T	0.0002	2	01Jan2000, 00:03	0
2U	0.0002	0.1	02Jan2000, 18:00	0.1	2U	0.0002	2	01Jan2000, 00:03	0
3A	0.0005	0.2	02Jan2000, 18:00	0.2	3A	0.0005	3.1	01Jan2000, 00:03	0
3B	0.0005	0.2	02Jan2000, 18:00	0.2	3B	0.0005	1.7	01Jan2000, 00:09	0
4A	0.0003	0.1	02Jan2000, 18:00	0.1	4A	0.0003	1.2	01Jan2000, 00:06	0
4B	0.0002	0.1	02Jan2000, 18:00	0.1	4B	0.0002	1.5	01Jan2000, 00:03	0
4C	0.0001	0	02Jan2000, 18:00	0	4C	0.0001	0.8	01Jan2000, 00:03	0
4D	0.0001	0	02Jan2000, 17:12	0	4D	0.0001	1	01Jan2000, 00:03	0
4E	0.0008	0.3	02Jan2000, 18:00	0.4	4E	0.0008	1.6	01Jan2000, 00:12	0
4F	0.0002	0.1	02Jan2000, 18:00	0.1	4F	0.0002	1.9	01Jan2000, 00:03	0

4G	0.0002	0.1	02Jan2000, 17:12	0.1	4G	0.0002	2	01Jan2000, 00:03	0
4H	0.0003	0.1	02Jan2000, 18:00	0.1	4H	0.0003	1	01Jan2000, 00:09	0
4I	0.0009	0.4	02Jan2000, 18:00	0.4	4I	0.0009	8.3	01Jan2000, 00:03	0
4J	0.0003	0.1	02Jan2000, 18:00	0.1	4J	0.0003	2.1	01Jan2000, 00:03	0
4K	0.0002	0.1	02Jan2000, 18:00	0.1	4K	0.0002	1.6	01Jan2000, 00:03	0
4L	0.0002	0.1	02Jan2000, 18:00	0.1	4L	0.0002	1.5	01Jan2000, 00:03	0
4M	0.0001	0	02Jan2000, 17:12	0	4M	0.0001	1	01Jan2000, 00:03	0
4N	0.0016	0.6	02Jan2000, 18:00	0.7	4N	0.0016	8.8	01Jan2000, 00:03	0.1
5A	0.0123	4.8	02Jan2000, 18:00	5.6	5A	0.0123	9.7	01Jan2000, 00:15	0.4
6A	0.0122	4.8	02Jan2000, 18:00	5.5	6A	0.0122	9.9	01Jan2000, 00:12	0.4
7A	0.0002	0.1	02Jan2000, 18:00	0.1	7A	0.0002	1.5	01Jan2000, 00:03	0
7B	0.0025	1	02Jan2000, 18:00	1.1	7B	0.0025	1.9	01Jan2000, 00:21	0.1
7C	0.0016	0.6	02Jan2000, 18:00	0.7	7C	0.0016	3.1	01Jan2000, 00:09	0.1
7D	0.001	0.4	02Jan2000, 18:00	0.5	7D	0.001	1.2	01Jan2000, 00:15	0
7E	0.0093	3.6	02Jan2000, 18:00	4.1	7E	0.0093	6.1	01Jan2000, 00:15	0.3
7F	0.00002	0	02Jan2000, 18:00	0	7F	0.00002	0.2	01Jan2000, 00:03	0
7G	0.00002	0	02Jan2000, 18:00	0	7G	0.00002	0.2	01Jan2000, 00:03	0
7H	0.00001	0	02Jan2000, 18:00	0	7H	0.00001	0.1	01Jan2000, 00:03	0
8A	0.0005	0.2	02Jan2000, 18:00	0.2	8A	0.0005	0.5	01Jan2000, 00:15	0
8B	0.0008	0.3	02Jan2000, 18:00	0.4	8B	0.0008	0.8	01Jan2000, 00:15	0
8C	0.0004	0.2	02Jan2000, 18:00	0.2	8C	0.0004	0.4	01Jan2000, 00:15	0
8D	0.0005	0.2	02Jan2000, 18:00	0.2	8D	0.0005	0.6	01Jan2000, 00:15	0
8E	0.0011	0.4	02Jan2000, 18:00	0.5	8E	0.0011	1.2	01Jan2000, 00:18	0
8F	0.0008	0.3	02Jan2000, 18:00	0.4	8F	0.0008	0.7	01Jan2000, 00:21	0
8G	0.0006	0.2	02Jan2000, 18:00	0.3	8G	0.0006	3.2	01Jan2000, 00:03	0
9A	0.002	0.8	02Jan2000, 18:00	1	9A	0.002	2.6	01Jan2000, 00:18	0.1
9B	0.0015	0.6	02Jan2000, 18:00	0.7	9B	0.0015	5.1	01Jan2000, 00:06	0.1
9C	0.0013	0.5	02Jan2000, 18:00	0.6	9C	0.0013	2.4	01Jan2000, 00:12	0.1
9D	0.0036	1.4	02Jan2000, 18:00	1.7	9D	0.0036	16.4	01Jan2000, 00:06	0.2
9E	0.0008	0.3	02Jan2000, 18:00	0.4	9E	0.0008	1.2	01Jan2000, 00:12	0
9F	0.0002	0.1	02Jan2000, 18:00	0.1	9F	0.0002	1.5	01Jan2000, 00:03	0

100YR72HR				
Hydrologic Element	Drainage Area (MI2)	Peak Discharge (CFS)	Time of Peak	Volume (AC-FT)
DEP 1C	0.0027	0.7	03Jan2000, 18:00	1.4
DEP 1E	0.0071	1.8	03Jan2000, 18:00	3.5
DEP 11O	0.0032	0.8	03Jan2000, 18:00	1.6
DEP 11Q	0.0029	0.7	03Jan2000, 18:00	1.5
DEP 11S	0.005	1.2	03Jan2000, 18:00	2.5
DEP 5A	0.0123	3	03Jan2000, 18:00	5.9
DEP 6A	0.0122	3	03Jan2000, 18:00	5.8
DEP 7E	0.0093	2.3	03Jan2000, 18:00	4.4
Junction ML1	0.0017	0.4	03Jan2000, 18:00	0.8
Junction ML2	0.0097	2.4	03Jan2000, 18:00	4.8
Junction ML3	0.0105	2.6	03Jan2000, 18:00	5.2
Junction ML4	0.0158	3.9	03Jan2000, 18:00	7.9
Junction ML5	0.2514	62.3	03Jan2000, 18:00	125.6
Junction ML6	0.2527	62.6	03Jan2000, 18:00	126.2
Junction ML7	0.2535	62.8	03Jan2000, 18:00	126.6
Junction ML8	0.25614	63.5	03Jan2000, 18:00	128
Junction Q4	0.00844	2.1	03Jan2000, 18:00	3.9
Junction 2C-6	0.0005	0.1	03Jan2000, 18:00	0.3
Junction 1A	0.016	4	03Jan2000, 18:00	7.8
Junction 1B	0.0015	0.4	03Jan2000, 18:00	0.7
Junction 1C	0.0042	1	03Jan2000, 18:00	2.1
Junction 1D	0.0043	1.1	03Jan2000, 18:00	2.1
Junction 1E	0.0114	2.8	03Jan2000, 18:00	5.7
Junction 1F	0.0005	0.1	03Jan2000, 18:00	0.3
Junction 1G	0.0003	0.1	03Jan2000, 18:00	0.2
Junction 1H	0.0002	0	03Jan2000, 18:00	0.1
Junction 10A	0.0014	0.3	03Jan2000, 18:00	0.7
Junction 10B	0.0015	0.4	03Jan2000, 18:00	0.7
Junction 10C	0.0019	0.5	03Jan2000, 18:00	0.9
Junction 11A	0.0013	0.3	03Jan2000, 18:00	0.6
Junction 11AA	0.0066	1.6	03Jan2000, 18:00	3.3
Junction 11AB	0.0002	0	03Jan2000, 18:00	0.1
Junction 11AC	0.001	0.2	03Jan2000, 18:00	0.5
Junction 11AD	0.0003	0.1	03Jan2000, 18:00	0.2
Junction 11AE	0.0003	0.1	03Jan2000, 18:00	0.2
Junction 11AF	0.0005	0.1	03Jan2000, 18:00	0.3
Junction 11AG	0.00004	0	03Jan2000, 16:12	0
Junction 11AH	0.00264	0.7	03Jan2000, 18:00	1.4
Junction 11AI	0.1962	48.6	03Jan2000, 18:00	98
Junction 11AJ	0.1578	39.1	03Jan2000, 18:00	79
Junction 11AK	0.0432	10.6	03Jan2000, 18:00	20.7
Junction 11B	0.0004	0.1	03Jan2000, 18:00	0.2
Junction 11C	0.0084	2.1	03Jan2000, 18:00	4.1
Junction 11D	0.0099	2.4	03Jan2000, 18:00	4.9
Junction 11E	0.0006	0.1	03Jan2000, 18:00	0.3

Junction 11F	0.0034	0.8	03Jan2000, 18:00	1.7
Junction 11G	0.0004	0.1	03Jan2000, 18:00	0.2
Junction 11H	0.0002	0	03Jan2000, 18:00	0.1
Junction 11I	0.0002	0	03Jan2000, 18:00	0.1
Junction 11J	0.0009	0.2	03Jan2000, 18:00	0.5
Junction 11K	0.0116	2.9	03Jan2000, 18:00	5.7
Junction 11L	0.0034	0.8	03Jan2000, 18:00	1.7
Junction 11M	0.0012	0.3	03Jan2000, 18:00	0.6
Junction 11N	0.0001	0	03Jan2000, 16:27	0.1
Junction 11O	0.0032	0.8	03Jan2000, 18:00	1.6
Junction 11P	0.0007	0.2	03Jan2000, 18:00	0.3
Junction 11Q	0.0029	0.7	03Jan2000, 18:00	1.5
Junction 11R	0.0024	0.6	03Jan2000, 18:00	1.2
Junction 11S	0.0082	2	03Jan2000, 18:00	4
Junction 11T	0.0098	2.4	03Jan2000, 18:00	4.8
Junction 11U	0.0032	0.8	03Jan2000, 18:00	1.6
Junction 11V	0.001	0.2	03Jan2000, 18:00	0.5
Junction 11W	0.0016	0.4	03Jan2000, 18:00	0.8
Junction 11X	0.001	0.2	03Jan2000, 18:00	0.5
Junction 11Y	0.0003	0.1	03Jan2000, 18:00	0.2
Junction 11Z	0.2003	49.7	03Jan2000, 18:00	100.1
Junction 11-C1	0.0105	2.6	03Jan2000, 18:00	5.2
Junction 11-C2	0.0013	0.3	03Jan2000, 18:00	0.7
Junction 11-C3	0.2032	50.4	03Jan2000, 18:00	101.6
Junction 11-C4	0.2148	53.3	03Jan2000, 18:00	107.3
Junction 11-C5	0.2224	55.1	03Jan2000, 18:00	111.2
Junction 2A	0.0014	0.3	03Jan2000, 18:00	0.7
Junction 2B	0.0069	1.7	03Jan2000, 18:00	3.2
Junction 2C	0.00714	1.7	03Jan2000, 18:00	3.3
Junction 2C-1	0.00734	1.8	03Jan2000, 18:00	3.4
Junction 2C-2	0.00754	1.8	03Jan2000, 18:00	3.5
Junction 2C-3	0.00794	1.9	03Jan2000, 18:00	3.7
Junction 2C-4	0.00927	2.3	03Jan2000, 18:00	4.4
Junction 2C-5	0.00977	2.4	03Jan2000, 18:00	4.6
Junction 2C-7	0.00997	2.5	03Jan2000, 18:00	4.7
Junction 2C-8	0.01047	2.6	03Jan2000, 18:00	5
Junction 2C-9	0.01287	3.2	03Jan2000, 18:00	6.2
Junction 2D	0.0001	0	03Jan2000, 18:00	0.1
Junction 2E	0.0001	0	03Jan2000, 18:00	0.1
Junction 2F	0.0004	0.1	03Jan2000, 18:00	0.2
Junction 2G	0.0006	0.1	03Jan2000, 18:00	0.3
Junction 2H	0.0002	0	03Jan2000, 18:00	0.1
Junction 2I	0.0002	0	03Jan2000, 18:00	0.1
Junction 2J	0.0001	0	03Jan2000, 18:00	0.1
Junction 2K	0.0005	0.1	03Jan2000, 18:00	0.3
Junction 2L	0.0022	0.5	03Jan2000, 18:00	1.1
Junction 2M	0.00004	0	03Jan2000, 18:00	0
Junction 2N	0.0001	0	03Jan2000, 18:00	0.1
Junction 2O	0.0001	0	03Jan2000, 18:00	0.1

Junction 2P	0.00824	2	03Jan2000, 18:00	3.8
Junction 2Q	0.0002	0	03Jan2000, 18:00	0.1
Junction 2R	0.00907	2.2	03Jan2000, 18:00	4.3
Junction 2S	0.0002	0	03Jan2000, 16:12	0.1
Junction 2T	0.0002	0	03Jan2000, 16:12	0.1
Junction 2U	0.0002	0	03Jan2000, 18:00	0.1
Junction 4A	0.0003	0.1	03Jan2000, 18:00	0.2
Junction 4B	0.0002	0	03Jan2000, 18:00	0.1
Junction 4C	0.0001	0	03Jan2000, 18:00	0.1
Junction 4C-1	0.0055	1.4	03Jan2000, 18:00	2.8
Junction 4C-10	0.0026	0.6	03Jan2000, 18:00	1.3
Junction 4C-11	0.0024	0.6	03Jan2000, 18:00	1.2
Junction 4C-2	0.0053	1.3	03Jan2000, 18:00	2.7
Junction 4C-3	0.0051	1.3	03Jan2000, 18:00	2.6
Junction 4C-4	0.0048	1.2	03Jan2000, 18:00	2.4
Junction 4C-5	0.0039	1	03Jan2000, 18:00	2
Junction 4C-6	0.0036	0.9	03Jan2000, 18:00	1.8
Junction 4C-7	0.0033	0.8	03Jan2000, 18:00	1.7
Junction 4C-8	0.0031	0.8	03Jan2000, 18:00	1.6
Junction 4C-9	0.0029	0.7	03Jan2000, 18:00	1.5
Junction 4D	0.0001	0	03Jan2000, 16:12	0.1
Junction 4E	0.0008	0.2	03Jan2000, 18:00	0.4
Junction 4F	0.0002	0	03Jan2000, 18:00	0.1
Junction 4G	0.0002	0	03Jan2000, 16:12	0.1
Junction 4H	0.0003	0.1	03Jan2000, 18:00	0.2
Junction 4I	0.0009	0.2	03Jan2000, 18:00	0.5
Junction 4J	0.0003	0.1	03Jan2000, 18:00	0.1
Junction 4K	0.0002	0	03Jan2000, 18:00	0.1
Junction 4L	0.0002	0	03Jan2000, 18:00	0.1
Junction 4M	0.0001	0	03Jan2000, 16:12	0.1
Junction 4N	0.0016	0.4	03Jan2000, 18:00	0.8
Junction 5A	0.0123	3	03Jan2000, 18:00	5.9
Junction 6A	0.0122	3	03Jan2000, 18:00	5.8
Junction 7A	0.0027	0.7	03Jan2000, 18:00	1.3
Junction 7B	0.0025	0.6	03Jan2000, 18:00	1.2
Junction 7C	0.0053	1.3	03Jan2000, 18:00	2.5
Junction 7D	0.001	0.2	03Jan2000, 18:00	0.5
Junction 7E	0.01465	3.6	03Jan2000, 18:00	7
Junction 7F	0.00005	0	03Jan2000, 18:00	0
Junction 7G	0.00002	0	03Jan2000, 18:00	0
Junction 7H	0.00003	0	03Jan2000, 18:00	0
Junction 8A	0.0005	0.1	03Jan2000, 18:00	0.2
Junction 8B	0.0013	0.3	03Jan2000, 18:00	0.6
Junction 8C	0.0017	0.4	03Jan2000, 18:00	0.8
Junction 8D	0.0022	0.5	03Jan2000, 18:00	1
Junction 8E	0.0033	0.8	03Jan2000, 18:00	1.6
Junction 8F	0.0041	1	03Jan2000, 18:00	2
Junction 8G	0.0006	0.1	03Jan2000, 18:00	0.3
Junction 9A	0.002	0.5	03Jan2000, 18:00	1

Junction 9A-9C	0.0043	1.1	03Jan2000, 18:00	2.2
Junction 9B	0.0015	0.4	03Jan2000, 18:00	0.7
Junction 9B-9D	0.0094	2.3	03Jan2000, 18:00	4.7
Junction 9C	0.0033	0.8	03Jan2000, 18:00	1.7
Junction 9D	0.0036	0.9	03Jan2000, 18:00	1.8
Junction 9E	0.001	0.2	03Jan2000, 18:00	0.5
Junction 9E-9C	0.0043	1.1	03Jan2000, 18:00	2.2
Junction 9F	0.0002	0	03Jan2000, 18:00	0.1
Outlet 1	0.016	4	03Jan2000, 17:57	7.8
OUTLET 10	0.0019	0.5	03Jan2000, 17:57	0.9
OUTLET 11	0.25614	63.5	03Jan2000, 17:57	128
OUTLET 2	0.01287	3.2	03Jan2000, 17:57	6.2
OUTLET 3A	0.0005	0.1	03Jan2000, 17:57	0.3
OUTLET 3B	0.0005	0.1	03Jan2000, 17:57	0.3
OUTLET 4	0.0055	1.4	03Jan2000, 17:57	2.8
OUTLET 5	0.0123	3	03Jan2000, 17:57	5.9
OUTLET 6	0.0122	3	03Jan2000, 17:57	5.8
OUTLET 7	0.01465	3.6	03Jan2000, 17:57	7
OUTLET 8A	0.0041	1	03Jan2000, 17:57	2
OUTLET 8B	0.0006	0.1	03Jan2000, 17:57	0.3
OUTLET 9	0.0094	2.3	03Jan2000, 17:57	4.7
1A	0.0041	1	03Jan2000, 18:00	1.9
1B	0.0015	0.4	03Jan2000, 18:00	0.7
1C	0.0027	0.7	03Jan2000, 18:00	1.4
1D	0.0001	0	03Jan2000, 18:00	0
1E	0.0071	1.8	03Jan2000, 18:00	3.5
1F	0.0002	0	03Jan2000, 18:00	0.1
1G	0.0001	0	03Jan2000, 18:00	0.1
1H	0.0002	0	03Jan2000, 18:00	0.1
10A	0.0014	0.3	03Jan2000, 18:00	0.7
10B	0.0001	0	03Jan2000, 16:12	0.1
10C	0.0004	0.1	03Jan2000, 18:00	0.2
11A	0.0013	0.3	03Jan2000, 18:00	0.6
11AA	0.0066	1.6	03Jan2000, 18:00	3.3
11AB	0.0002	0	03Jan2000, 18:00	0.1
11AC	0.001	0.2	03Jan2000, 18:00	0.5
11AD	0.0003	0.1	03Jan2000, 18:00	0.2
11AE	0.0003	0.1	03Jan2000, 18:00	0.2
11AF	0.0005	0.1	03Jan2000, 18:00	0.3
11AG	0.00004	0	03Jan2000, 16:12	0
11AH	0.0026	0.6	03Jan2000, 18:00	1.4
11AI	0.0384	9.5	03Jan2000, 18:00	19
11AJ	0.1146	28.5	03Jan2000, 18:00	58.3
11AK	0.0432	10.6	03Jan2000, 18:00	20.7
11B	0.0004	0.1	03Jan2000, 18:00	0.2
11C	0.0084	2.1	03Jan2000, 18:00	4.1
11D	0.0009	0.2	03Jan2000, 18:00	0.4
11E	0.0006	0.1	03Jan2000, 18:00	0.3
11F	0.0032	0.8	03Jan2000, 18:00	1.6

11G	0.0004	0.1	03Jan2000, 18:00	0.2
11H	0.0002	0	03Jan2000, 18:00	0.1
11I	0.0002	0	03Jan2000, 18:00	0.1
11J	0.0009	0.2	03Jan2000, 18:00	0.5
11K	0.0002	0	03Jan2000, 18:00	0.1
11L	0.0034	0.8	03Jan2000, 18:00	1.7
11M	0.0012	0.3	03Jan2000, 18:00	0.6
11N	0.0001	0	03Jan2000, 16:27	0.1
11O	0.0032	0.8	03Jan2000, 18:00	1.6
11P	0.0007	0.2	03Jan2000, 18:00	0.3
11Q	0.0029	0.7	03Jan2000, 18:00	1.5
11R	0.0024	0.6	03Jan2000, 18:00	1.2
11S	0.005	1.2	03Jan2000, 18:00	2.5
11T	0.0016	0.4	03Jan2000, 18:00	0.8
11U	0.0032	0.8	03Jan2000, 18:00	1.6
11V	0.001	0.2	03Jan2000, 18:00	0.5
11W	0.0016	0.4	03Jan2000, 18:00	0.8
11X	0.001	0.2	03Jan2000, 18:00	0.5
11Y	0.0003	0.1	03Jan2000, 18:00	0.2
11Z	0.0041	1	03Jan2000, 18:00	2.1
2A	0.0014	0.3	03Jan2000, 18:00	0.7
2B	0.0069	1.7	03Jan2000, 18:00	3.2
2C	0.0002	0	03Jan2000, 18:00	0.1
2D	0.0001	0	03Jan2000, 18:00	0.1
2E	0.0001	0	03Jan2000, 18:00	0.1
2F	0.0004	0.1	03Jan2000, 18:00	0.2
2G	0.0006	0.1	03Jan2000, 18:00	0.3
2H	0.0002	0	03Jan2000, 18:00	0.1
2I	0.0002	0	03Jan2000, 18:00	0.1
2J	0.0001	0	03Jan2000, 18:00	0.1
2k	0.0005	0.1	03Jan2000, 18:00	0.3
2L	0.0008	0.2	03Jan2000, 18:00	0.4
2M	0.00004	0	03Jan2000, 18:00	0
2N	0.0001	0	03Jan2000, 18:00	0.1
2O	0.0001	0	03Jan2000, 18:00	0.1
2P	0.0003	0.1	03Jan2000, 18:00	0.2
2Q	0.0002	0	03Jan2000, 18:00	0.1
2R	0.00003	0	03Jan2000, 16:12	0
2S	0.0002	0	03Jan2000, 16:12	0.1
2T	0.0002	0	03Jan2000, 16:12	0.1
2U	0.0002	0	03Jan2000, 18:00	0.1
3A	0.0005	0.1	03Jan2000, 18:00	0.3
3B	0.0005	0.1	03Jan2000, 18:00	0.3
4A	0.0003	0.1	03Jan2000, 18:00	0.2
4B	0.0002	0	03Jan2000, 18:00	0.1
4C	0.0001	0	03Jan2000, 18:00	0.1
4D	0.0001	0	03Jan2000, 16:12	0.1
4E	0.0008	0.2	03Jan2000, 18:00	0.4
4F	0.0002	0	03Jan2000, 18:00	0.1

4G	0.0002	0	03Jan2000, 16:12	0.1
4H	0.0003	0.1	03Jan2000, 18:00	0.2
4I	0.0009	0.2	03Jan2000, 18:00	0.5
4J	0.0003	0.1	03Jan2000, 18:00	0.1
4K	0.0002	0	03Jan2000, 18:00	0.1
4L	0.0002	0	03Jan2000, 18:00	0.1
4M	0.0001	0	03Jan2000, 16:12	0.1
4N	0.0016	0.4	03Jan2000, 18:00	0.8
5A	0.0123	3	03Jan2000, 18:00	5.9
6A	0.0122	3	03Jan2000, 18:00	5.8
7A	0.0002	0	03Jan2000, 18:00	0.1
7B	0.0025	0.6	03Jan2000, 18:00	1.2
7C	0.0016	0.4	03Jan2000, 18:00	0.8
7D	0.001	0.2	03Jan2000, 18:00	0.5
7E	0.0093	2.3	03Jan2000, 18:00	4.4
7F	0.00002	0	03Jan2000, 18:00	0
7G	0.00002	0	03Jan2000, 18:00	0
7H	0.00001	0	03Jan2000, 18:00	0
8A	0.0005	0.1	03Jan2000, 18:00	0.2
8B	0.0008	0.2	03Jan2000, 18:00	0.4
8C	0.0004	0.1	03Jan2000, 18:00	0.2
8D	0.0005	0.1	03Jan2000, 18:00	0.2
8E	0.0011	0.3	03Jan2000, 18:00	0.5
8F	0.0008	0.2	03Jan2000, 18:00	0.4
8G	0.0006	0.1	03Jan2000, 18:00	0.3
9A	0.002	0.5	03Jan2000, 18:00	1
9B	0.0015	0.4	03Jan2000, 18:00	0.7
9C	0.0013	0.3	03Jan2000, 18:00	0.7
9D	0.0036	0.9	03Jan2000, 18:00	1.8
9E	0.0008	0.2	03Jan2000, 18:00	0.4
9F	0.0002	0	03Jan2000, 18:00	0.1

HEC-HMS

PROPOSED CONDITIONS

HEC-HMS Modeling Results

Proposed 10 Year Storm

10YR01HR				
Hydrologic Element	Drainage Area (MI2)	Peak Discharge (CFS)	Time of Peak	Volume (AC-FT)
DEP 1C	0.00268	5.2	01Jan2000, 00:24	0.3
DEP 1E	0.00682	9.6	01Jan2000, 00:36	0.7
DEP 11AE	0.00471	6.9	01Jan2000, 00:30	0.5
DEP 11Z	0.00243	3.8	01Jan2000, 00:27	0.2
DEP 5F	0.00883	10.2	01Jan2000, 00:33	0.8
DEP 6G	0.00658	7.7	01Jan2000, 00:33	0.6
DEP 7K	0.00855	9.4	01Jan2000, 00:33	0.8
DET 11X	0.00321	4.6	01Jan2000, 00:27	0.3
EX STR 1	0.00149	3	01Jan2000, 00:27	0.2
EX STR 11	0.00004	0.1	01Jan2000, 00:09	0
EX STR 12	0.00013	0.4	01Jan2000, 00:12	0
EX STR 13	0.00013	0.4	01Jan2000, 00:12	0
EX STR 14	0.00827	11.9	01Jan2000, 00:27	0.7
EX STR 15	0.00842	12	01Jan2000, 00:27	0.7
EX STR 16	0.0005	1.5	01Jan2000, 00:18	0.1
EX STR 17	0.00025	0.8	01Jan2000, 00:15	0
EX STR 18	0.00024	0.8	01Jan2000, 00:12	0
EX STR 19	0.00021	0.7	01Jan2000, 00:09	0
EX STR 2	0.00417	8.2	01Jan2000, 00:24	0.5
EX STR 20	0.00007	0.3	01Jan2000, 00:09	0
EX STR 21	0.00077	1.8	01Jan2000, 00:24	0.1
EX STR 22	0.00317	8.1	01Jan2000, 00:12	0.4
EX STR 23	0.00276	6.9	01Jan2000, 00:15	0.3
EX STR 24	0.0024	5.8	01Jan2000, 00:15	0.3
EX STR 25	0.00231	5.5	01Jan2000, 00:15	0.3
EX STR 27	0.00196	4.1	01Jan2000, 00:30	0.2
EX STR 28	0.0013	3.1	01Jan2000, 00:24	0.2
EX STR 28-2	0.00426	8.8	01Jan2000, 00:27	0.5
EX STR 29	0.001	1.9	01Jan2000, 00:21	0.1
EX STR 3	0.00425	8.2	01Jan2000, 00:24	0.5
EX STR 30	0.00019	0.7	01Jan2000, 00:09	0
EX STR 31	0.00839	15.6	01Jan2000, 00:27	0.9
EX STR 32	0.00992	17.8	01Jan2000, 00:27	1
EX STR 32-2	0.01051	18.6	01Jan2000, 00:27	1.1
EX STR 33	0.00064	1.1	01Jan2000, 00:30	0.1
EX STR 34	0.0004	0.6	01Jan2000, 00:42	0
EX STR 35	0.00059	0.9	01Jan2000, 00:36	0.1
EX STR 36	0.00094	1.6	01Jan2000, 00:33	0.1
EX STR 37	0.01165	20.4	01Jan2000, 00:27	1.2
EX STR 38	0.00321	4.6	01Jan2000, 00:27	0.3
EX STR 39	0.00101	2.5	01Jan2000, 00:21	0.1
EX STR 4	0.01107	17.1	01Jan2000, 00:30	1.2
EX STR 40	0.00163	4.6	01Jan2000, 00:21	0.2
EX STR 41	0.00035	1.3	01Jan2000, 00:09	0
EX STR 41-2	0.00136	3.2	01Jan2000, 00:18	0.2

10YR02HR				
Hydrologic Element	Drainage Area (MI2)	Peak Discharge (CFS)	Time of Peak	Volume (AC-FT)
DEP 1C	0.00268	4.4	01Jan2000, 00:36	0.4
DEP 1E	0.00682	9	01Jan2000, 00:45	0.9
DEP 11AE	0.00471	6.2	01Jan2000, 00:42	0.7
DEP 11Z	0.00243	3.3	01Jan2000, 00:39	0.3
DEP 5F	0.00883	9.6	01Jan2000, 00:48	1.1
DEP 6G	0.00658	7.2	01Jan2000, 00:45	0.8
DEP 7K	0.00855	8.9	01Jan2000, 00:48	1
DET 11X	0.00321	4.1	01Jan2000, 00:39	0.4
EX STR 1	0.00149	2.5	01Jan2000, 00:36	0.2
EX STR 11	0.00004	0.1	01Jan2000, 00:18	0
EX STR 12	0.00013	0.3	01Jan2000, 00:18	0
EX STR 13	0.00013	0.3	01Jan2000, 00:18	0
EX STR 14	0.00827	10.5	01Jan2000, 00:36	0.9
EX STR 15	0.00842	10.8	01Jan2000, 00:36	1
EX STR 16	0.0005	1.1	01Jan2000, 00:24	0.1
EX STR 17	0.00025	0.5	01Jan2000, 00:21	0
EX STR 18	0.00024	0.5	01Jan2000, 00:18	0
EX STR 19	0.00021	0.5	01Jan2000, 00:18	0
EX STR 2	0.00417	6.9	01Jan2000, 00:36	0.6
EX STR 20	0.00007	0.2	01Jan2000, 00:18	0
EX STR 21	0.00077	1.4	01Jan2000, 00:33	0.1
EX STR 22	0.00317	6	01Jan2000, 00:24	0.4
EX STR 23	0.00276	5.1	01Jan2000, 00:24	0.4
EX STR 24	0.0024	4.4	01Jan2000, 00:24	0.3
EX STR 25	0.00231	4.2	01Jan2000, 00:24	0.3
EX STR 27	0.00196	3.5	01Jan2000, 00:39	0.3
EX STR 28	0.0013	2.4	01Jan2000, 00:33	0.2
EX STR 28-2	0.00426	7.4	01Jan2000, 00:36	0.6
EX STR 29	0.001	1.6	01Jan2000, 00:30	0.1
EX STR 3	0.00425	6.9	01Jan2000, 00:36	0.6
EX STR 30	0.00019	0.4	01Jan2000, 00:18	0
EX STR 31	0.00839	13	01Jan2000, 00:36	1.1
EX STR 32	0.00992	15.2	01Jan2000, 00:36	1.3
EX STR 32-2	0.01051	15.9	01Jan2000, 00:36	1.4
EX STR 33	0.00064	1	01Jan2000, 00:39	0.1
EX STR 34	0.0004	0.5	01Jan2000, 00:51	0.1
EX STR 35	0.00059	0.8	01Jan2000, 00:45	0.1
EX STR 36	0.00094	1.4	01Jan2000, 00:42	0.1
EX STR 37	0.01165	17.6	01Jan2000, 00:36	1.5
EX STR 38	0.00321	4.1	01Jan2000, 00:39	0.4
EX STR 39	0.00101	1.9	01Jan2000, 00:30	0.1
EX STR 4	0.01107	15.4	01Jan2000, 00:42	1.5
EX STR 40	0.00163	3.4	01Jan2000, 00:27	0.3
EX STR 41	0.00035	0.8	01Jan2000, 00:18	0.1
EX STR 41-2	0.00136	2.6	01Jan2000, 00:30	0.2

EX STR 42	0.2003	232.8	01Jan2000, 00:54	21.8
EX STR 42-2	0.20166	233.7	01Jan2000, 00:54	22
EX STR 43	0.00664	9.8	01Jan2000, 00:42	0.7
EX STR 43-2	0.22158	255.1	01Jan2000, 00:51	24.2
EX STR 44	0.00029	0.7	01Jan2000, 00:21	0
EX STR 45	0.00053	1.9	01Jan2000, 00:09	0.1
EX STR 45-2	0.25394	288.9	01Jan2000, 00:48	27.6
EX STR 46	0.00004	0.2	01Jan2000, 00:09	0
EX STR 47	0.00268	4.9	01Jan2000, 00:36	0.3
EX STR 47-2	0.25662	293.1	01Jan2000, 00:48	28
EX STR 48	0.19621	228.7	01Jan2000, 00:54	21.3
EX STR 49	0.15782	184.1	01Jan2000, 00:57	17.3
EX STR 5	0.00688	10.1	01Jan2000, 00:27	0.6
EX STR 50	0.04317	46.6	01Jan2000, 00:54	4.1
EX STR 6	0.00707	10.4	01Jan2000, 00:27	0.6
EX STR 7	0.00731	10.7	01Jan2000, 00:27	0.6
EX STR 8	0.00756	11	01Jan2000, 00:27	0.6
EX STR 9	0.00792	11.4	01Jan2000, 00:27	0.7
J-S101	1E-07	0	01Jan2000, 00:12	0
J-S601	1E-07	0	01Jan2000, 00:12	0
J-S602	1E-07	0	01Jan2000, 00:12	0
OUTLET 1 - S122	0.01747	23.5	01Jan2000, 00:27	1.7
OUTLET 10	0.00188	2.3	01Jan2000, 00:39	0.2
OUTLET 11	0.25662	293.1	01Jan2000, 00:45	27.9
OUTLET 2 - S205	0.0128	20.3	01Jan2000, 00:21	1.2
OUTLET 3A - S209	0.00056	2.1	01Jan2000, 00:06	0.1
OUTLET 3B - S1001	0.0005	1.5	01Jan2000, 00:15	0.1
OUTLET 4 - S213	0.00512	12.8	01Jan2000, 00:12	0.6
OUTLET 5 - S224	0.01286	17	01Jan2000, 00:27	1.3
OUTLET 6	0.01337	17.6	01Jan2000, 00:27	1.3
OUTLET 7 - S409	0.01516	11	01Jan2000, 01:00	1.4
OUTLET 8A - S511	0.00485	7.3	01Jan2000, 00:30	0.5
OUTLET 8B - S528	0.00024	0.3	01Jan2000, 00:21	0
OUTLET 9 - S525	0.00984	8.4	01Jan2000, 00:45	1.1
PIPE DET OUTLET 1	0.00178	0.7	01Jan2000, 01:00	0.1
PIPE DET OUTLET 7	0.01516	11	01Jan2000, 01:03	1.4

EX STR 42	0.2003	227.5	01Jan2000, 01:03	27.7
EX STR 42-2	0.20166	228.5	01Jan2000, 01:03	27.9
EX STR 43	0.00664	9.1	01Jan2000, 00:51	0.9
EX STR 43-2	0.22158	249.6	01Jan2000, 01:00	30.6
EX STR 44	0.00029	0.6	01Jan2000, 00:30	0
EX STR 45	0.00053	1.2	01Jan2000, 00:18	0.1
EX STR 45-2	0.25394	283.2	01Jan2000, 00:57	35.1
EX STR 46	0.00004	0.1	01Jan2000, 00:18	0
EX STR 47	0.00268	4.4	01Jan2000, 00:45	0.4
EX STR 47-2	0.25662	287.1	01Jan2000, 00:57	35.5
EX STR 48	0.19621	223.4	01Jan2000, 01:03	27.1
EX STR 49	0.15782	179.4	01Jan2000, 01:06	21.9
EX STR 5	0.00688	8.7	01Jan2000, 00:39	0.7
EX STR 50	0.04317	45.1	01Jan2000, 01:03	5.3
EX STR 6	0.00707	8.9	01Jan2000, 00:39	0.8
EX STR 7	0.00731	9.2	01Jan2000, 00:39	0.8
EX STR 8	0.00756	9.5	01Jan2000, 00:36	0.8
EX STR 9	0.00792	10	01Jan2000, 00:36	0.9
J-S101	0.0000001	0	01Jan2000, 00:18	0
J-S601	0.0000001	0	01Jan2000, 00:18	0
J-S602	0.0000001	0	01Jan2000, 00:18	0
OUTLET 1 - S122	0.0174701	21.8	01Jan2000, 00:42	2.2
OUTLET 10	0.00188	2.2	01Jan2000, 00:45	0.3
OUTLET 11	0.25662	287.1	01Jan2000, 00:54	35.5
OUTLET 2 - S205	0.0128	18.1	01Jan2000, 00:27	1.6
OUTLET 3A - S209	0.00056	1.3	01Jan2000, 00:15	0.1
OUTLET 3B - S1001	0.0005	1.1	01Jan2000, 00:21	0.1
OUTLET 4 - S213	0.00512	9.7	01Jan2000, 00:21	0.7
OUTLET 5 - S224	0.01286	15.3	01Jan2000, 00:39	1.6
OUTLET 6	0.01337	16.3	01Jan2000, 00:39	1.7
OUTLET 7 - S409	0.01516	11	01Jan2000, 01:12	1.9
OUTLET 8A - S511	0.00485	8.2	01Jan2000, 00:39	0.6
OUTLET 8B - S528	0.00024	0.3	01Jan2000, 00:33	0
OUTLET 9 - S525	0.0098402	8.3	01Jan2000, 00:54	1.4
PIPE DET OUTLET 1	0.0017801	0.7	01Jan2000, 01:27	0.2
PIPE DET OUTLET 7	0.01516	11	01Jan2000, 01:15	1.9

PIPE DET OUTLET 8	0.00485	7.3	01Jan2000, 00:33	0.5
PIPE DET OUTLET 9	0.00984	8.4	01Jan2000, 00:48	1.1
S1002	0.0046	11.1	01Jan2000, 00:15	0.5
S1003	0.00485	11.9	01Jan2000, 00:15	0.6
S1004	0.00074	1.7	01Jan2000, 00:24	0.1
S1005	0.00037	0.8	01Jan2000, 00:15	0
S1006	0.00966	14	01Jan2000, 00:24	0.9
S1007	0.00966	14	01Jan2000, 00:24	0.9
S1008	0.00017	0.6	01Jan2000, 00:09	0
S1009	0.00983	14.3	01Jan2000, 00:24	0.9
S101	1E-07	0	01Jan2000, 00:12	0
S1010	0.00045	1.2	01Jan2000, 00:21	0.1
S1011	0.01028	15.4	01Jan2000, 00:24	1
S102	0.00008	0.3	01Jan2000, 00:09	0
S103	0.00015	0.4	01Jan2000, 00:12	0
S105	0.00022	0.7	01Jan2000, 00:09	0
S106	0.00037	1.1	01Jan2000, 00:12	0
S107	0.00048	1.3	01Jan2000, 00:12	0.1
S108	0.00012	0.5	01Jan2000, 00:09	0
S109	0.00011	0.4	01Jan2000, 00:09	0
S110	0.00074	1	01Jan2000, 00:21	0
S1101	0.00018	0.7	01Jan2000, 00:09	0
S1102	0.00065	2.2	01Jan2000, 00:09	0.1
S1103	0.0091	13	01Jan2000, 00:24	0.8
S111	0.00101	1.6	01Jan2000, 00:15	0.1
S112	0.0001	0.3	01Jan2000, 00:12	0
S113	0.00163	3.3	01Jan2000, 00:15	0.2
S114	0.00009	0.2	01Jan2000, 00:15	0
S115	0.00178	3.6	01Jan2000, 00:15	0.2
S116	0.00178	0.7	01Jan2000, 01:00	0.1
S117	0.00055	0.6	01Jan2000, 00:30	0
S118	0.01697	22.6	01Jan2000, 00:30	1.7
S119	0.0005	0.9	01Jan2000, 00:27	0.1
S120	0.01747	23.5	01Jan2000, 00:30	1.7
S121	0.01747	23.5	01Jan2000, 00:30	1.7
S123	0.00021	0.8	01Jan2000, 00:09	0
S124	0.00017	0.6	01Jan2000, 00:09	0
S201	0.0003	1.1	01Jan2000, 00:09	0
S202	0.0003	1.1	01Jan2000, 00:09	0
S203	0.00217	4.3	01Jan2000, 00:24	0.3
S204	0.0128	20.3	01Jan2000, 00:24	1.3
S206	0.00042	1.6	01Jan2000, 00:09	0.1
S207	0.00042	1.6	01Jan2000, 00:09	0.1
S208	0.00056	2.1	01Jan2000, 00:09	0.1
S210	0.00495	12.2	01Jan2000, 00:15	0.6
S211	0.00017	0.6	01Jan2000, 00:09	0
S212	0.00512	12.8	01Jan2000, 00:15	0.6

PIPE DET OUTLET 8	0.00485	8.2	01Jan2000, 00:42	0.6
PIPE DET OUTLET 9	0.0098402	8.3	01Jan2000, 00:57	1.4
S1002	0.0046	8.6	01Jan2000, 00:24	0.7
S1003	0.00485	9.1	01Jan2000, 00:24	0.7
S1004	0.00074	1.4	01Jan2000, 00:33	0.1
S1005	0.00037	0.7	01Jan2000, 00:30	0.1
S1006	0.00966	12.6	01Jan2000, 00:30	1.2
S1007	0.00966	12.6	01Jan2000, 00:30	1.2
S1008	0.00017	0.4	01Jan2000, 00:18	0
S1009	0.00983	12.9	01Jan2000, 00:30	1.2
S101	0.0000001	0	01Jan2000, 00:18	0
S1010	0.00045	0.9	01Jan2000, 00:30	0.1
S1011	0.01028	13.8	01Jan2000, 00:30	1.3
S102	0.00008	0.2	01Jan2000, 00:18	0
S103	0.0001501	0.3	01Jan2000, 00:24	0
S105	0.00022	0.5	01Jan2000, 00:18	0
S106	0.0003701	0.8	01Jan2000, 00:18	0.1
S107	0.0004801	0.9	01Jan2000, 00:24	0.1
S108	0.00012	0.3	01Jan2000, 00:18	0
S109	0.00011	0.3	01Jan2000, 00:18	0
S110	0.00074	0.8	01Jan2000, 00:33	0.1
S1101	0.00018	0.4	01Jan2000, 00:18	0
S1102	0.00065	1.4	01Jan2000, 00:18	0.1
S1103	0.0091	11.7	01Jan2000, 00:36	1.1
S111	0.00101	1.3	01Jan2000, 00:30	0.1
S112	0.0001	0.2	01Jan2000, 00:18	0
S113	0.0016301	2.5	01Jan2000, 00:24	0.2
S114	0.00009	0.2	01Jan2000, 00:27	0
S115	0.0017801	2.7	01Jan2000, 00:24	0.2
S116	0.0017801	0.7	01Jan2000, 01:27	0.2
S117	0.00055	0.5	01Jan2000, 00:42	0
S118	0.0169701	21	01Jan2000, 00:45	2.2
S119	0.0005	0.8	01Jan2000, 00:39	0.1
S120	0.0174701	21.8	01Jan2000, 00:45	2.2
S121	0.0174701	21.8	01Jan2000, 00:45	2.2
S123	0.00021	0.5	01Jan2000, 00:18	0
S124	0.00017	0.4	01Jan2000, 00:18	0
S201	0.0003	0.7	01Jan2000, 00:18	0
S202	0.0003	0.7	01Jan2000, 00:18	0
S203	0.00217	3.7	01Jan2000, 00:36	0.3
S204	0.0128	18.1	01Jan2000, 00:30	1.6
S206	0.00042	1	01Jan2000, 00:18	0.1
S207	0.00042	1	01Jan2000, 00:18	0.1
S208	0.00056	1.3	01Jan2000, 00:18	0.1
S210	0.00495	9.4	01Jan2000, 00:24	0.7
S211	0.00017	0.4	01Jan2000, 00:18	0
S212	0.00512	9.7	01Jan2000, 00:24	0.7

S214	0.00173	4.1	01Jan2000, 00:24	0.2	S214	0.00173	3.2	01Jan2000, 00:33	0.3
S215	0.00191	4.3	01Jan2000, 00:24	0.2	S215	0.00191	3.5	01Jan2000, 00:30	0.3
S216A	0.0002	0.6	01Jan2000, 00:18	0	S216A	0.0002	0.4	01Jan2000, 00:24	0
S217A	0.00028	0.7	01Jan2000, 00:18	0	S217A	0.00028	0.5	01Jan2000, 00:27	0
S218	0.00883	10.2	01Jan2000, 00:33	0.8	S218	0.00883	9.6	01Jan2000, 00:48	1.1
S219	0.00883	10.2	01Jan2000, 00:33	0.8	S219	0.00883	9.6	01Jan2000, 00:48	1.1
S220	0.00933	10.8	01Jan2000, 00:33	0.9	S220	0.00933	10.1	01Jan2000, 00:45	1.1
S221	0.01068	12.9	01Jan2000, 00:33	1	S221	0.01068	11.9	01Jan2000, 00:45	1.3
S222	0.01286	17	01Jan2000, 00:30	1.3	S222	0.01286	15.3	01Jan2000, 00:42	1.6
S223	0.01286	17	01Jan2000, 00:30	1.3	S223	0.01286	15.3	01Jan2000, 00:42	1.6
S225	0.01337	17.6	01Jan2000, 00:30	1.3	S225	0.01337	16.3	01Jan2000, 00:42	1.7
S226	0.01337	17.6	01Jan2000, 00:30	1.3	S226	0.01337	16.3	01Jan2000, 00:42	1.7
S227	0.00014	0.5	01Jan2000, 00:09	0	S227	0.00014	0.3	01Jan2000, 00:18	0
S228	0.00405	6.6	01Jan2000, 00:33	0.4	S228	0.00405	5.8	01Jan2000, 00:42	0.5
S229	0.00405	6.6	01Jan2000, 00:33	0.4	S229	0.00405	5.8	01Jan2000, 00:42	0.5
S230	0.00412	6.7	01Jan2000, 00:33	0.4	S230	0.00412	5.9	01Jan2000, 00:42	0.5
S301	0.0001	0.4	01Jan2000, 00:09	0	S301	0.0001	0.2	01Jan2000, 00:18	0
S302	0.0001	0.4	01Jan2000, 00:09	0	S302	0.0001	0.2	01Jan2000, 00:18	0
S303	0.00017	0.6	01Jan2000, 00:09	0	S303	0.00017	0.4	01Jan2000, 00:18	0
S304	0.00027	1	01Jan2000, 00:09	0	S304	0.00027	0.6	01Jan2000, 00:18	0
S305	0.00009	0.3	01Jan2000, 00:09	0	S305	0.00009	0.2	01Jan2000, 00:18	0
S306	0.00026	1	01Jan2000, 00:09	0	S306	0.00026	0.6	01Jan2000, 00:18	0
S307	0.00053	2	01Jan2000, 00:09	0.1	S307	0.00053	1.2	01Jan2000, 00:18	0.1
S308	0.00006	0.2	01Jan2000, 00:09	0	S308	0.00006	0.1	01Jan2000, 00:18	0
S309	0.00018	0.7	01Jan2000, 00:09	0	S309	0.00018	0.4	01Jan2000, 00:18	0
S310	0.00009	0.2	01Jan2000, 00:15	0	S310	0.00009	0.1	01Jan2000, 00:24	0
S311	0.0008	2.8	01Jan2000, 00:09	0.1	S311	0.0008	1.8	01Jan2000, 00:18	0.1
S312A	0.00021	0.3	01Jan2000, 00:24	0	S312A	0.00021	0.3	01Jan2000, 00:36	0
S313A	0.00044	0.9	01Jan2000, 00:24	0	S313A	0.00044	0.7	01Jan2000, 00:33	0.1
S314A	0.00062	1.2	01Jan2000, 00:21	0.1	S314A	0.00062	1	01Jan2000, 00:33	0.1
S315	0.0072	8.6	01Jan2000, 00:30	0.6	S315	0.0072	8	01Jan2000, 00:45	0.8
S316	0.0072	8.6	01Jan2000, 00:30	0.6	S316	0.0072	8	01Jan2000, 00:45	0.8
S317	0.00727	8.7	01Jan2000, 00:30	0.7	S317	0.00727	8.1	01Jan2000, 00:42	0.9
S318A	0.00019	0.4	01Jan2000, 00:24	0	S318A	0.00019	0.3	01Jan2000, 00:33	0
S319	0.00071	1.2	01Jan2000, 00:24	0.1	S319	0.00071	1	01Jan2000, 00:36	0.1
S320	0.01217	16.5	01Jan2000, 00:30	1.1	S320	0.01217	15	01Jan2000, 00:42	1.5
S321	0.00013	0.5	01Jan2000, 00:09	0	S321	0.00013	0.3	01Jan2000, 00:18	0
S322	0.01257	16.9	01Jan2000, 00:30	1.2	S322	0.01257	15.4	01Jan2000, 00:42	1.5
S323	0.01337	17.6	01Jan2000, 00:30	1.3	S323	0.01337	16.3	01Jan2000, 00:42	1.7
S324	0.00269	4.1	01Jan2000, 00:36	0.3	S324	0.00269	3.7	01Jan2000, 00:45	0.3
S325	0.00415	6.5	01Jan2000, 00:30	0.4	S325	0.00415	5.8	01Jan2000, 00:42	0.5
S326	0.00012	0.5	01Jan2000, 00:09	0	S326	0.00012	0.3	01Jan2000, 00:18	0
S327	0.00427	6.6	01Jan2000, 00:30	0.4	S327	0.00427	5.9	01Jan2000, 00:42	0.5
S328	0.00477	7.4	01Jan2000, 00:30	0.5	S328	0.00477	6.6	01Jan2000, 00:42	0.6
S329	0.00504	7.9	01Jan2000, 00:30	0.5	S329	0.00504	7	01Jan2000, 00:42	0.6
S330	0.00007	0.3	01Jan2000, 00:09	0	S330	0.00007	0.2	01Jan2000, 00:18	0
S331	0.00534	8.4	01Jan2000, 00:30	0.5	S331	0.00534	7.4	01Jan2000, 00:39	0.7
S401	0.00008	0.3	01Jan2000, 00:12	0	S401	0.00008	0.2	01Jan2000, 00:18	0
S402	0.00016	0.4	01Jan2000, 00:15	0	S402	0.00016	0.3	01Jan2000, 00:24	0

S403	0.00045	0.8	01Jan2000, 00:18	0		S403	0.00045	0.6	01Jan2000, 00:30	0.1
S404	0.0002	0.7	01Jan2000, 00:09	0		S404	0.0002	0.5	01Jan2000, 00:18	0
S405	0.0003	1.1	01Jan2000, 00:09	0		S405	0.0003	0.7	01Jan2000, 00:18	0
S406	0.00127	2.1	01Jan2000, 00:15	0.1		S406	0.00127	1.8	01Jan2000, 00:30	0.2
S407	0.01516	19.2	01Jan2000, 00:33	1.4		S407	0.01516	17.7	01Jan2000, 00:42	1.9
S408	0.01516	11	01Jan2000, 01:03	1.4		S408	0.01516	11	01Jan2000, 01:15	1.9
S410	0.00056	0.8	01Jan2000, 00:33	0.1		S410	0.00056	0.7	01Jan2000, 00:42	0.1
S411	0.00107	1.6	01Jan2000, 00:30	0.1		S411	0.00107	1.4	01Jan2000, 00:42	0.1
S412	0.00173	2.6	01Jan2000, 00:30	0.2		S412	0.00173	2.2	01Jan2000, 00:39	0.2
S413	0.00207	3.2	01Jan2000, 00:30	0.2		S413	0.00207	2.7	01Jan2000, 00:39	0.2
S414	0.00218	3.3	01Jan2000, 00:27	0.2		S414	0.00218	2.9	01Jan2000, 00:39	0.3
S415	0.00385	6	01Jan2000, 00:27	0.4		S415	0.00385	5.3	01Jan2000, 00:39	0.5
S416	0.00009	0.3	01Jan2000, 00:09	0		S416	0.00009	0.2	01Jan2000, 00:18	0
S417	0.00009	0.3	01Jan2000, 00:09	0		S417	0.00009	0.2	01Jan2000, 00:18	0
S418	0.00394	6.1	01Jan2000, 00:27	0.4		S418	0.00394	5.4	01Jan2000, 00:39	0.5
S419	0.00012	0.3	01Jan2000, 00:21	0		S419	0.00012	0.2	01Jan2000, 00:30	0
S420	0.00012	0.3	01Jan2000, 00:21	0		S420	0.00012	0.2	01Jan2000, 00:30	0
S421	0.00017	0.6	01Jan2000, 00:09	0		S421	0.00017	0.4	01Jan2000, 00:18	0
S422	0.00038	1.4	01Jan2000, 00:09	0		S422	0.00038	0.9	01Jan2000, 00:18	0.1
S423	0.0005	1.6	01Jan2000, 00:12	0.1		S423	0.0005	1.1	01Jan2000, 00:18	0.1
S501	0.00011	0.4	01Jan2000, 00:09	0		S501	0.00011	0.3	01Jan2000, 00:18	0
S502	0.00049	0.9	01Jan2000, 00:30	0.1		S502	0.00049	0.8	01Jan2000, 00:39	0.1
S503	0.00066	1.1	01Jan2000, 00:27	0.1		S503	0.00066	1	01Jan2000, 00:36	0.1
S504	0.00113	1.7	01Jan2000, 00:30	0.1		S504	0.00113	1.5	01Jan2000, 00:42	0.1
S505	0.00016	0.6	01Jan2000, 00:09	0		S505	0.00016	0.4	01Jan2000, 00:18	0
S506	0.0041	6.3	01Jan2000, 00:27	0.4		S506	0.0041	5.6	01Jan2000, 00:36	0.5
S507	0.00025	0.9	01Jan2000, 00:09	0		S507	0.00025	0.6	01Jan2000, 00:18	0
S508	0.00075	2.4	01Jan2000, 00:09	0.1		S508	0.00075	1.7	01Jan2000, 00:18	0.1
S509	0.00485	7.4	01Jan2000, 00:24	0.5		S509	0.00485	6.7	01Jan2000, 00:36	0.6
S510	0.00485	7.3	01Jan2000, 00:33	0.5		S510	0.00485	8.2	01Jan2000, 00:42	0.6
S512	0.00073	1.3	01Jan2000, 00:24	0.1		S512	0.0007301	1.1	01Jan2000, 00:33	0.1
S513	0.00279	8.9	01Jan2000, 00:12	0.3		S513	0.00279	6	01Jan2000, 00:21	0.4
S514	0.00705	14.9	01Jan2000, 00:18	0.8		S514	0.00705	12.5	01Jan2000, 00:30	1
S515	0.00836	17.8	01Jan2000, 00:15	1		S515	0.00836	14.7	01Jan2000, 00:30	1.2
S516	0.00921	19.2	01Jan2000, 00:18	1		S516	0.0092101	16	01Jan2000, 00:30	1.3
S517	0.00937	19.6	01Jan2000, 00:18	1.1		S517	0.0093701	16.3	01Jan2000, 00:30	1.3
S518	0.00033	0.8	01Jan2000, 00:21	0		S518	0.00033	0.6	01Jan2000, 00:30	0
S519	0.00033	0.8	01Jan2000, 00:21	0		S519	0.0003301	0.6	01Jan2000, 00:30	0
S520	0.00014	0.5	01Jan2000, 00:09	0		S520	0.00014	0.3	01Jan2000, 00:18	0
S521	0.00047	1.1	01Jan2000, 00:18	0.1		S521	0.0004701	0.9	01Jan2000, 00:24	0.1
S522	0.00047	1.1	01Jan2000, 00:18	0.1		S522	0.0004701	0.9	01Jan2000, 00:24	0.1
S523	0.00984	20.7	01Jan2000, 00:18	1.1		S523	0.0098402	17.2	01Jan2000, 00:30	1.4
S524	0.00984	8.4	01Jan2000, 00:48	1.1		S524	0.0098402	8.3	01Jan2000, 00:57	1.4
S526	0.00024	0.3	01Jan2000, 00:24	0		S526	0.00024	0.3	01Jan2000, 00:36	0
S527	0.00024	0.3	01Jan2000, 00:24	0		S527	0.00024	0.3	01Jan2000, 00:36	0
S601	1E-07	0	01Jan2000, 00:12	0		S601	0.0000001	0	01Jan2000, 00:18	0
S602	1E-07	0	01Jan2000, 00:12	0		S602	0.0000001	0	01Jan2000, 00:18	0
S603	1E-07	0	01Jan2000, 00:12	0		S603	0.0000001	0	01Jan2000, 00:18	0
S604	0.0001	0.4	01Jan2000, 00:09	0		S604	0.0001	0.2	01Jan2000, 00:18	0

S605	0.00064	0.8	01Jan2000, 00:48	0.1		S605	0.00064	0.7	01Jan2000, 00:54	0.1
S606	0.00149	2	01Jan2000, 00:42	0.2		S606	0.00149	1.9	01Jan2000, 00:54	0.2
S607	0.00176	2.2	01Jan2000, 00:42	0.2		S607	0.00176	2.1	01Jan2000, 00:48	0.2
S608	0.00188	2.3	01Jan2000, 00:42	0.2		S608	0.00188	2.2	01Jan2000, 00:48	0.3
S609	0.00032	0.8	01Jan2000, 00:21	0		S609	0.00032	0.6	01Jan2000, 00:30	0
S610	0.00039	0.7	01Jan2000, 00:33	0		S610	0.00039	0.6	01Jan2000, 00:42	0.1
S611	0.00071	1.4	01Jan2000, 00:24	0.1		S611	0.00071	1.2	01Jan2000, 00:36	0.1
S612	0.00031	0.7	01Jan2000, 00:24	0		S612	0.00031	0.6	01Jan2000, 00:33	0
S613	0.00009	0.2	01Jan2000, 00:30	0		S613	0.00009	0.1	01Jan2000, 00:39	0
S614	0.00238	4	01Jan2000, 00:30	0.2		S614	0.00238	3.5	01Jan2000, 00:39	0.3
S615	0.0034	6	01Jan2000, 00:27	0.3		S615	0.0034	5.1	01Jan2000, 00:39	0.4
S701	0.00185	3.6	01Jan2000, 00:24	0.2		S701	0.00185	2.9	01Jan2000, 00:36	0.2
S702	0.00199	3.8	01Jan2000, 00:24	0.2		S702	0.00199	3.1	01Jan2000, 00:36	0.3
S703	0.00266	4.1	01Jan2000, 00:27	0.3		S703	0.00266	3.5	01Jan2000, 00:36	0.3
S704	0.00098	1.3	01Jan2000, 00:42	0.1		S704	0.00098	1.2	01Jan2000, 00:51	0.1
S705	0.00437	6.1	01Jan2000, 00:30	0.4		S705	0.00437	5.6	01Jan2000, 00:42	0.6
S706	0.00027	0.6	01Jan2000, 00:24	0		S706	0.00027	0.5	01Jan2000, 00:33	0
S707	0.00018	0.4	01Jan2000, 00:27	0		S707	0.00018	0.3	01Jan2000, 00:36	0
S708	0.00066	1.5	01Jan2000, 00:24	0.1		S708	0.00066	1.2	01Jan2000, 00:33	0.1
S709	0.00843	13.4	01Jan2000, 00:27	0.9		S709	0.00843	11.8	01Jan2000, 00:39	1.1
S710	0.00048	0.6	01Jan2000, 00:42	0		S710	0.00048	0.5	01Jan2000, 00:51	0.1
S711	0.00033	0.5	01Jan2000, 00:39	0		S711	0.00033	0.5	01Jan2000, 00:48	0
S712	0.00924	14.3	01Jan2000, 00:30	0.9		S712	0.00924	12.7	01Jan2000, 00:39	1.2
S713	0.0002	0.3	01Jan2000, 00:33	0		S713	0.0002	0.3	01Jan2000, 00:45	0
S714	0.00944	14.6	01Jan2000, 00:30	1		S714	0.00944	12.9	01Jan2000, 00:39	1.2
S715	0.00067	1.2	01Jan2000, 00:33	0.1		S715	0.00067	1	01Jan2000, 00:42	0.1
S716	0.0013	2.2	01Jan2000, 00:33	0.1		S716	0.0013	1.9	01Jan2000, 00:42	0.2
S717	0.01074	16.7	01Jan2000, 00:30	1.1		S717	0.01074	14.8	01Jan2000, 00:39	1.4
S718	0.00007	0.3	01Jan2000, 00:09	0		S718	0.00007	0.2	01Jan2000, 00:18	0
S719	0.00039	0.7	01Jan2000, 00:30	0		S719	0.00039	0.6	01Jan2000, 00:36	0.1
S720	0.01113	17.4	01Jan2000, 00:30	1.1		S720	0.01113	15.4	01Jan2000, 00:39	1.5
S721A	0.00008	0.2	01Jan2000, 00:15	0		S721A	0.00008	0.1	01Jan2000, 00:27	0
S722	0.00014	0.5	01Jan2000, 00:09	0		S722	0.00014	0.3	01Jan2000, 00:18	0
S723	0.00126	2.3	01Jan2000, 00:33	0.1		S723	0.00126	2	01Jan2000, 00:42	0.2
S724	0.01253	19.8	01Jan2000, 00:30	1.3		S724	0.01253	17.6	01Jan2000, 00:42	1.7
S726A	0.00251	3.9	01Jan2000, 00:27	0.3		S726A	0.00251	3.4	01Jan2000, 00:39	0.3
S801	0.00274	4.3	01Jan2000, 00:27	0.3		S801	0.00274	3.8	01Jan2000, 00:36	0.4
S802	0.01527	23.9	01Jan2000, 00:30	1.6		S802	0.01527	21.4	01Jan2000, 00:39	2
S803	0.00012	0.5	01Jan2000, 00:09	0		S803	0.00012	0.3	01Jan2000, 00:18	0
S804	0.00127	3	01Jan2000, 00:24	0.2		S804	0.00127	2.4	01Jan2000, 00:33	0.2
S805	0.01666	26.8	01Jan2000, 00:30	1.8		S805	0.01666	23.8	01Jan2000, 00:39	2.2
S806	0.00021	0.7	01Jan2000, 00:09	0		S806	0.00021	0.5	01Jan2000, 00:18	0
S807	0.00037	1.2	01Jan2000, 00:09	0		S807	0.00037	0.8	01Jan2000, 00:18	0.1
S808	0.00016	0.3	01Jan2000, 00:27	0		S808	0.00016	0.3	01Jan2000, 00:36	0
S809	0.00092	2	01Jan2000, 00:27	0.1		S809	0.00092	1.6	01Jan2000, 00:36	0.1
S810	0.00142	3	01Jan2000, 00:24	0.2		S810	0.00142	2.4	01Jan2000, 00:33	0.2
S811	0.00277	5.7	01Jan2000, 00:24	0.3		S811	0.00277	4.8	01Jan2000, 00:30	0.4
S812	0.00792	11.4	01Jan2000, 00:30	0.8		S812	0.00792	10.3	01Jan2000, 00:42	1.1
S813	0.00101	2.1	01Jan2000, 00:30	0.1		S813	0.00101	1.7	01Jan2000, 00:39	0.1

S814	0.00973	14.7	01Jan2000, 00:30	1	S814	0.00973	13.2	01Jan2000, 00:42	1.3
S815	0.02916	46.7	01Jan2000, 00:27	3.1	S815	0.02916	41.4	01Jan2000, 00:39	4
S816	0.00094	2.2	01Jan2000, 00:27	0.1	S816	0.00094	1.8	01Jan2000, 00:36	0.1
S817	0.22252	256.2	01Jan2000, 00:51	24.3	S817	0.22252	250.6	01Jan2000, 01:00	30.8
S818	0.22274	256.4	01Jan2000, 00:51	24.3	S818	0.22274	250.9	01Jan2000, 01:00	30.8
S819	0.22369	257.3	01Jan2000, 00:51	24.4	S819	0.22369	251.7	01Jan2000, 01:00	30.9
S820	0.22369	257.3	01Jan2000, 00:51	24.4	S820	0.22369	251.7	01Jan2000, 01:00	30.9
S821	0.00027	0.9	01Jan2000, 00:09	0	S821	0.00027	0.6	01Jan2000, 00:18	0
S822	0.25312	288.3	01Jan2000, 00:48	27.5	S822	0.25312	282.6	01Jan2000, 00:57	34.9
S901	0.00376	9.9	01Jan2000, 00:12	0.4	S901	0.00376	7.1	01Jan2000, 00:24	0.5
1A	0.00357	5.1	01Jan2000, 00:33	0.3	1A	0.00357	4.6	01Jan2000, 00:45	0.4
1B	0.00149	3	01Jan2000, 00:27	0.2	1B	0.00149	2.5	01Jan2000, 00:36	0.2
1C	0.00268	5.2	01Jan2000, 00:24	0.3	1C	0.00268	4.4	01Jan2000, 00:33	0.4
1D	0.00008	0.1	01Jan2000, 00:18	0	1D	0.00008	0.1	01Jan2000, 00:30	0
1E	0.00682	12.7	01Jan2000, 00:24	0.7	1E	0.00682	10.7	01Jan2000, 00:33	0.9
1F	0.00006	0.1	01Jan2000, 00:21	0	1F	0.00006	0.1	01Jan2000, 00:33	0
1G	0.00011	0.4	01Jan2000, 00:09	0	1G	0.00011	0.3	01Jan2000, 00:18	0
1H	0.00004	0.1	01Jan2000, 00:15	0	1H	0.00004	0.1	01Jan2000, 00:21	0
1I	0.00004	0.2	01Jan2000, 00:09	0	1I	0.00004	0.1	01Jan2000, 00:18	0
1J	0.00011	0.3	01Jan2000, 00:21	0	1J	0.00011	0.2	01Jan2000, 00:30	0
1K	0.00012	0.5	01Jan2000, 00:09	0	1K	0.00012	0.3	01Jan2000, 00:18	0
1L	0.00007	0.2	01Jan2000, 00:21	0	1L	0.00007	0.1	01Jan2000, 00:33	0
1M	0.00008	0.3	01Jan2000, 00:09	0	1M	0.00008	0.2	01Jan2000, 00:18	0
1N	0.00009	0.2	01Jan2000, 00:15	0	1N	0.00009	0.2	01Jan2000, 00:27	0
1O	0.0001	0.3	01Jan2000, 00:12	0	1O	0.0001	0.2	01Jan2000, 00:18	0
1P	0.00022	0.7	01Jan2000, 00:09	0	1P	0.00022	0.5	01Jan2000, 00:18	0
1Q	0.00074	1	01Jan2000, 00:21	0	1Q	0.00074	0.8	01Jan2000, 00:33	0.1
1R	0.00055	0.6	01Jan2000, 00:30	0	1R	0.00055	0.5	01Jan2000, 00:42	0
1S	0.0005	0.9	01Jan2000, 00:27	0.1	1S	0.0005	0.8	01Jan2000, 00:39	0.1
10A	0.00054	0.7	01Jan2000, 00:48	0.1	10A	0.00054	0.7	01Jan2000, 00:57	0.1
10B	0.00085	1.2	01Jan2000, 00:42	0.1	10B	0.00085	1.1	01Jan2000, 00:51	0.1
10C	0.00027	0.7	01Jan2000, 00:18	0	10C	0.00027	0.5	01Jan2000, 00:27	0
10D	0.00012	0.4	01Jan2000, 00:09	0	10D	0.00012	0.3	01Jan2000, 00:18	0
10E	0.0001	0.4	01Jan2000, 00:09	0	10E	0.0001	0.2	01Jan2000, 00:18	0
11A	0.00039	0.7	01Jan2000, 00:33	0	11A	0.00039	0.6	01Jan2000, 00:42	0.1
11AA	0.00014	0.5	01Jan2000, 00:09	0	11AA	0.00014	0.3	01Jan2000, 00:18	0
11AA2	0.00008	0.2	01Jan2000, 00:15	0	11AA2	0.00008	0.1	01Jan2000, 00:27	0
11AB	0.00126	2.3	01Jan2000, 00:33	0.1	11AB	0.00126	2	01Jan2000, 00:42	0.2
11AC	0.00032	0.6	01Jan2000, 00:30	0	11AC	0.00032	0.5	01Jan2000, 00:39	0
11AD	0.00127	3	01Jan2000, 00:24	0.2	11AD	0.00127	2.4	01Jan2000, 00:33	0.2
11AD2	0.00012	0.5	01Jan2000, 00:09	0	11AD2	0.00012	0.3	01Jan2000, 00:18	0
11AE	0.00471	6.9	01Jan2000, 00:30	0.5	11AE	0.00471	6.2	01Jan2000, 00:42	0.7
11AF	0.00076	1.7	01Jan2000, 00:27	0.1	11AF	0.00076	1.4	01Jan2000, 00:36	0.1
11AF2	0.00016	0.3	01Jan2000, 00:27	0	11AF2	0.00016	0.3	01Jan2000, 00:36	0
11AG	0.00101	2.5	01Jan2000, 00:21	0.1	11AG	0.00101	1.9	01Jan2000, 00:30	0.1
11AH	0.00163	4.6	01Jan2000, 00:21	0.2	11AH	0.00163	3.4	01Jan2000, 00:27	0.3
11AI	0.00094	2.2	01Jan2000, 00:27	0.1	11AI	0.00094	1.8	01Jan2000, 00:36	0.1
11AJ	0.00101	2.1	01Jan2000, 00:30	0.1	11AJ	0.00101	1.7	01Jan2000, 00:39	0.1
11AK	0.0008	1.3	01Jan2000, 00:36	0.1	11AK	0.0008	1.2	01Jan2000, 00:45	0.1

11AL	0.00142	3	01Jan2000, 00:24	0.2	11AL	0.00142	2.4	01Jan2000, 00:33	0.2
11AL2	0.00006	0.2	01Jan2000, 00:09	0	11AL2	0.00006	0.1	01Jan2000, 00:18	0
11AM	0.00016	0.5	01Jan2000, 00:12	0	11AM	0.00016	0.3	01Jan2000, 00:18	0
11AN	0.00035	1.3	01Jan2000, 00:09	0	11AN	0.00035	0.8	01Jan2000, 00:18	0.1
11AO	0.00409	9.1	01Jan2000, 00:27	0.5	11AO	0.00409	7.5	01Jan2000, 00:36	0.6
11AP	0.00664	9.8	01Jan2000, 00:42	0.7	11AP	0.00664	9.1	01Jan2000, 00:51	0.9
11AQ	0.00022	0.5	01Jan2000, 00:27	0	11AQ	0.00022	0.4	01Jan2000, 00:36	0
11AR	0.00021	0.7	01Jan2000, 00:09	0	11AR	0.00021	0.5	01Jan2000, 00:18	0
11AS	0.00095	0.9	01Jan2000, 01:00	0.1	11AS	0.00095	0.9	01Jan2000, 01:09	0.1
11AT	0.00027	0.9	01Jan2000, 00:09	0	11AT	0.00027	0.6	01Jan2000, 00:18	0
11AU	0.00029	0.7	01Jan2000, 00:21	0	11AU	0.00029	0.6	01Jan2000, 00:30	0
11AV	0.00053	1.9	01Jan2000, 00:09	0.1	11AV	0.00053	1.2	01Jan2000, 00:18	0.1
11AW	0.00004	0.2	01Jan2000, 00:09	0	11AW	0.00004	0.1	01Jan2000, 00:18	0
11AX	0.00264	4.8	01Jan2000, 00:39	0.3	11AX	0.00264	4.3	01Jan2000, 00:45	0.4
11AY	0.03839	55.6	01Jan2000, 00:42	4	11AY	0.03839	51.2	01Jan2000, 00:51	5.1
11AZ	0.11465	138.3	01Jan2000, 01:00	13.2	11AZ	0.11465	134.6	01Jan2000, 01:06	16.7
11B	0.00032	0.8	01Jan2000, 00:21	0	11B	0.00032	0.6	01Jan2000, 00:30	0
11BA	0.04317	46.6	01Jan2000, 00:54	4.1	11BA	0.04317	45.1	01Jan2000, 01:03	5.3
11C	0.00839	15.6	01Jan2000, 00:27	0.9	11C	0.00839	13	01Jan2000, 00:36	1.1
11D	0.00089	2.5	01Jan2000, 00:12	0.1	11D	0.00089	1.7	01Jan2000, 00:18	0.1
11E	0.00064	1.1	01Jan2000, 00:30	0.1	11E	0.00064	1	01Jan2000, 00:39	0.1
11F	0.00229	3.9	01Jan2000, 00:30	0.2	11F	0.00229	3.3	01Jan2000, 00:39	0.3
11F2	0.00009	0.2	01Jan2000, 00:30	0	11F2	0.00009	0.1	01Jan2000, 00:39	0
11G	0.00185	3.6	01Jan2000, 00:24	0.2	11G	0.00185	2.9	01Jan2000, 00:36	0.2
11H	0.00031	0.7	01Jan2000, 00:24	0	11H	0.00031	0.6	01Jan2000, 00:33	0
11I	0.00014	0.5	01Jan2000, 00:09	0	11I	0.00014	0.3	01Jan2000, 00:18	0
11J	0.00027	0.6	01Jan2000, 00:24	0	11J	0.00027	0.5	01Jan2000, 00:33	0
11K	0.0004	0.6	01Jan2000, 00:42	0	11K	0.0004	0.5	01Jan2000, 00:51	0.1
11L	0.00019	0.4	01Jan2000, 00:30	0	11L	0.00019	0.3	01Jan2000, 00:39	0
11M	0.00067	0.7	01Jan2000, 00:54	0.1	11M	0.00067	0.7	01Jan2000, 01:03	0.1
11N	0.00073	1.2	01Jan2000, 00:33	0.1	11N	0.00073	1.1	01Jan2000, 00:42	0.1
11O	0.00018	0.4	01Jan2000, 00:27	0	11O	0.00018	0.3	01Jan2000, 00:36	0
11P	0.00098	1.3	01Jan2000, 00:42	0.1	11P	0.00098	1.2	01Jan2000, 00:51	0.1
11Q	0.00021	0.6	01Jan2000, 00:21	0	11Q	0.00021	0.4	01Jan2000, 00:30	0
11R	0.00094	1.6	01Jan2000, 00:33	0.1	11R	0.00094	1.4	01Jan2000, 00:42	0.1
11S	0.0002	0.4	01Jan2000, 00:30	0	11S	0.0002	0.3	01Jan2000, 00:39	0
11T	0.00063	1	01Jan2000, 00:36	0.1	11T	0.00063	0.9	01Jan2000, 00:45	0.1
11U	0.00048	0.6	01Jan2000, 00:42	0	11U	0.00048	0.5	01Jan2000, 00:51	0.1
11U2	0.0002	0.3	01Jan2000, 00:33	0	11U2	0.0002	0.3	01Jan2000, 00:45	0
11V	0.00033	0.5	01Jan2000, 00:39	0	11V	0.00033	0.5	01Jan2000, 00:48	0
11W	0.00007	0.3	01Jan2000, 00:09	0	11W	0.00007	0.2	01Jan2000, 00:18	0
11X	0.00321	4.6	01Jan2000, 00:27	0.3	11X	0.00321	4.1	01Jan2000, 00:39	0.4
11Y	0.00067	1.2	01Jan2000, 00:33	0.1	11Y	0.00067	1	01Jan2000, 00:42	0.1
11Z	0.00243	3.8	01Jan2000, 00:27	0.2	11Z	0.00243	3.3	01Jan2000, 00:39	0.3
11Z2	0.00023	0.5	01Jan2000, 00:21	0	11Z2	0.00023	0.4	01Jan2000, 00:33	0
2A	0.00113	2.2	01Jan2000, 00:27	0.1	2A	0.00113	1.9	01Jan2000, 00:39	0.2
2B	0.00688	10.1	01Jan2000, 00:27	0.6	2B	0.00688	8.7	01Jan2000, 00:39	0.7
2C	0.00015	0.3	01Jan2000, 00:24	0	2C	0.00015	0.2	01Jan2000, 00:33	0
2D	0.00011	0.4	01Jan2000, 00:09	0	2D	0.00011	0.3	01Jan2000, 00:18	0

2E	0.00012	0.4	01Jan2000, 00:09	0		2E	0.00012	0.3	01Jan2000, 00:18	0
2F	0.00036	1.2	01Jan2000, 00:09	0		2F	0.00036	0.8	01Jan2000, 00:18	0.1
2G	0.00065	2.2	01Jan2000, 00:09	0.1		2G	0.00065	1.4	01Jan2000, 00:18	0.1
2H	0.00018	0.7	01Jan2000, 00:09	0		2H	0.00018	0.4	01Jan2000, 00:18	0
2I	0.00019	0.4	01Jan2000, 00:27	0		2I	0.00019	0.3	01Jan2000, 00:33	0
2K	0.00045	1.2	01Jan2000, 00:21	0.1		2K	0.00045	0.9	01Jan2000, 00:30	0.1
2L	0.00074	1.7	01Jan2000, 00:24	0.1		2L	0.00074	1.4	01Jan2000, 00:33	0.1
2M	0.00004	0.1	01Jan2000, 00:09	0		2M	0.00004	0.1	01Jan2000, 00:18	0
2N	0.00013	0.4	01Jan2000, 00:12	0		2N	0.00013	0.3	01Jan2000, 00:18	0
2O	0.00013	0.4	01Jan2000, 00:12	0		2O	0.00013	0.3	01Jan2000, 00:18	0
2P	0.00035	1.2	01Jan2000, 00:09	0		2P	0.00035	0.8	01Jan2000, 00:18	0.1
2Q	0.00015	0.5	01Jan2000, 00:09	0		2Q	0.00015	0.3	01Jan2000, 00:18	0
2R	0.00003	0.1	01Jan2000, 00:09	0		2R	0.00003	0.1	01Jan2000, 00:18	0
2S	0.00019	0.7	01Jan2000, 00:09	0		2S	0.00019	0.5	01Jan2000, 00:18	0
2T	0.00017	0.6	01Jan2000, 00:09	0		2T	0.00017	0.4	01Jan2000, 00:18	0
2U	0.00035	1.3	01Jan2000, 00:09	0		2U	0.00035	0.8	01Jan2000, 00:18	0.1
2V	0.00021	0.8	01Jan2000, 00:09	0		2V	0.00021	0.5	01Jan2000, 00:18	0
2W	0.00009	0.3	01Jan2000, 00:09	0		2W	0.00009	0.2	01Jan2000, 00:18	0
3A	0.00017	0.6	01Jan2000, 00:09	0		3A	0.00017	0.4	01Jan2000, 00:18	0
3B	0.00025	0.9	01Jan2000, 00:09	0		3B	0.00025	0.6	01Jan2000, 00:18	0
3C	0.00014	0.5	01Jan2000, 00:09	0		3C	0.00014	0.3	01Jan2000, 00:18	0
3D	0.0005	1.5	01Jan2000, 00:18	0.1		3D	0.0005	1.1	01Jan2000, 00:24	0.1
4A	0.00025	0.8	01Jan2000, 00:15	0		4A	0.00025	0.5	01Jan2000, 00:21	0
4B	0.00024	0.8	01Jan2000, 00:12	0		4B	0.00024	0.5	01Jan2000, 00:18	0
4C	0.00014	0.5	01Jan2000, 00:09	0		4C	0.00014	0.3	01Jan2000, 00:18	0
4D	0.00007	0.3	01Jan2000, 00:09	0		4D	0.00007	0.2	01Jan2000, 00:18	0
4E	0.00077	1.8	01Jan2000, 00:24	0.1		4E	0.00077	1.4	01Jan2000, 00:33	0.1
4F	0.00017	0.6	01Jan2000, 00:09	0		4F	0.00017	0.4	01Jan2000, 00:18	0
4G	0.0001	0.4	01Jan2000, 00:09	0		4G	0.0001	0.2	01Jan2000, 00:18	0
4H	0.00025	0.9	01Jan2000, 00:09	0		4H	0.00025	0.6	01Jan2000, 00:18	0
4I	0.00084	2.1	01Jan2000, 00:24	0.1		4I	0.00084	1.7	01Jan2000, 00:33	0.1
4J	0.00034	1	01Jan2000, 00:12	0		4J	0.00034	0.7	01Jan2000, 00:18	0
4K	0.00017	0.5	01Jan2000, 00:12	0		4K	0.00017	0.4	01Jan2000, 00:18	0
4L	0.00015	0.5	01Jan2000, 00:12	0		4L	0.00015	0.3	01Jan2000, 00:18	0
4M	0.00009	0.3	01Jan2000, 00:09	0		4M	0.00009	0.2	01Jan2000, 00:18	0
4N	0.00154	4.5	01Jan2000, 00:12	0.2		4N	0.00154	3	01Jan2000, 00:18	0.2
5A	0.00018	0.7	01Jan2000, 00:09	0		5A	0.00018	0.4	01Jan2000, 00:18	0
5B	0.00173	4.1	01Jan2000, 00:24	0.2		5B	0.00173	3.2	01Jan2000, 00:33	0.3
5C	0.00027	0.9	01Jan2000, 00:12	0		5C	0.00027	0.6	01Jan2000, 00:18	0
5D	0.00107	2	01Jan2000, 00:27	0.1		5D	0.00107	1.7	01Jan2000, 00:36	0.1
5D2	0.0002	0.6	01Jan2000, 00:18	0		5D2	0.0002	0.4	01Jan2000, 00:24	0
5D3	0.00008	0.1	01Jan2000, 00:18	0		5D3	0.00008	0.1	01Jan2000, 00:27	0
5E	0.0005	0.6	01Jan2000, 00:30	0		5E	0.0005	0.6	01Jan2000, 00:42	0
5F	0.00883	10.2	01Jan2000, 00:33	0.8		5F	0.00883	9.6	01Jan2000, 00:45	1.1
6A	0.00014	0.5	01Jan2000, 00:09	0		6A	0.00014	0.3	01Jan2000, 00:18	0
6B	0.00405	6.6	01Jan2000, 00:33	0.4		6B	0.00405	5.8	01Jan2000, 00:42	0.5
6C	0.00007	0.3	01Jan2000, 00:09	0		6C	0.00007	0.2	01Jan2000, 00:18	0
6D	0.00021	0.3	01Jan2000, 00:24	0		6D	0.00021	0.3	01Jan2000, 00:36	0
6E	0.00023	0.5	01Jan2000, 00:24	0		6E	0.00023	0.4	01Jan2000, 00:33	0

6F	0.00018	0.4	01Jan2000, 00:18	0		6F	0.00018	0.3	01Jan2000, 00:30	0
6G	0.00658	7.8	01Jan2000, 00:30	0.6		6G	0.00658	7.2	01Jan2000, 00:42	0.8
6H	0.00019	0.4	01Jan2000, 00:24	0		6H	0.00019	0.3	01Jan2000, 00:33	0
6I	0.00052	0.8	01Jan2000, 00:27	0		6I	0.00052	0.7	01Jan2000, 00:36	0.1
6J	0.00009	0.3	01Jan2000, 00:09	0		6J	0.00009	0.2	01Jan2000, 00:18	0
6K	0.00006	0.2	01Jan2000, 00:09	0		6K	0.00006	0.1	01Jan2000, 00:18	0
6L	0.00007	0.3	01Jan2000, 00:09	0		6L	0.00007	0.2	01Jan2000, 00:18	0
6M	0.00007	0.3	01Jan2000, 00:09	0		6M	0.00007	0.2	01Jan2000, 00:18	0
6N	0.0001	0.4	01Jan2000, 00:09	0		6N	0.0001	0.2	01Jan2000, 00:18	0
6O	0.00017	0.6	01Jan2000, 00:09	0		6O	0.00017	0.4	01Jan2000, 00:18	0
6P	0.00017	0.6	01Jan2000, 00:09	0		6P	0.00017	0.4	01Jan2000, 00:18	0
6Q	0.00012	0.4	01Jan2000, 00:09	0		6Q	0.00012	0.3	01Jan2000, 00:18	0
6R	0.00009	0.2	01Jan2000, 00:15	0		6R	0.00009	0.1	01Jan2000, 00:24	0
6S	0.00013	0.5	01Jan2000, 00:09	0		6S	0.00013	0.3	01Jan2000, 00:18	0
6T	0.00013	0.5	01Jan2000, 00:09	0		6T	0.00013	0.3	01Jan2000, 00:18	0
7A	0.00269	4.1	01Jan2000, 00:36	0.3		7A	0.00269	3.7	01Jan2000, 00:45	0.3
7B	0.00146	2.7	01Jan2000, 00:27	0.1		7B	0.00146	2.2	01Jan2000, 00:36	0.2
7C	0.0005	0.9	01Jan2000, 00:27	0		7C	0.0005	0.7	01Jan2000, 00:36	0.1
7D	0.00027	0.5	01Jan2000, 00:30	0		7D	0.00027	0.4	01Jan2000, 00:39	0
7E	0.00023	0.5	01Jan2000, 00:30	0		7E	0.00023	0.4	01Jan2000, 00:39	0
7F	0.00008	0.3	01Jan2000, 00:12	0		7F	0.00008	0.2	01Jan2000, 00:18	0
7G	0.00008	0.2	01Jan2000, 00:18	0		7G	0.00008	0.1	01Jan2000, 00:30	0
7H	0.0002	0.7	01Jan2000, 00:09	0		7H	0.0002	0.5	01Jan2000, 00:18	0
7I	0.00029	0.4	01Jan2000, 00:21	0		7I	0.00029	0.4	01Jan2000, 00:33	0
7I2	0.0001	0.4	01Jan2000, 00:09	0		7I2	0.0001	0.2	01Jan2000, 00:18	0
7J	0.00052	0.8	01Jan2000, 00:30	0.1		7J	0.00052	0.7	01Jan2000, 00:39	0.1
7K	0.00855	9.4	01Jan2000, 00:33	0.8		7K	0.00855	8.9	01Jan2000, 00:45	1
7L	0.00007	0.3	01Jan2000, 00:09	0		7L	0.00007	0.2	01Jan2000, 00:18	0
7M	0.00012	0.5	01Jan2000, 00:09	0		7M	0.00012	0.3	01Jan2000, 00:18	0
8A	0.00012	0.3	01Jan2000, 00:21	0		8A	0.00012	0.2	01Jan2000, 00:30	0
8A2	0.00009	0.3	01Jan2000, 00:09	0		8A2	0.00009	0.2	01Jan2000, 00:18	0
8B	0.00056	0.8	01Jan2000, 00:33	0.1		8B	0.00056	0.7	01Jan2000, 00:42	0.1
8B2	0.00051	0.8	01Jan2000, 00:30	0		8B2	0.00051	0.7	01Jan2000, 00:39	0.1
8C	0.00017	0.6	01Jan2000, 00:09	0		8C	0.00017	0.4	01Jan2000, 00:18	0
8C2	0.00011	0.4	01Jan2000, 00:09	0		8C2	0.00011	0.3	01Jan2000, 00:18	0
8D	0.00066	1	01Jan2000, 00:27	0.1		8D	0.00066	0.9	01Jan2000, 00:39	0.1
8D2	0.00034	0.6	01Jan2000, 00:27	0		8D2	0.00034	0.5	01Jan2000, 00:36	0
8E	0.0001	0.4	01Jan2000, 00:09	0		8E	0.0001	0.2	01Jan2000, 00:18	0
8F	0.00054	1	01Jan2000, 00:27	0.1		8F	0.00054	0.9	01Jan2000, 00:36	0.1
8G	0.00011	0.4	01Jan2000, 00:09	0		8G	0.00011	0.3	01Jan2000, 00:18	0
8H	0.00047	0.6	01Jan2000, 00:36	0		8H	0.00047	0.6	01Jan2000, 00:45	0.1
8I	0.00017	0.6	01Jan2000, 00:09	0		8I	0.00017	0.4	01Jan2000, 00:18	0
8J	0.00049	0.9	01Jan2000, 00:30	0.1		8J	0.00049	0.8	01Jan2000, 00:39	0.1
8K	0.00025	0.9	01Jan2000, 00:09	0		8K	0.00025	0.6	01Jan2000, 00:18	0
8L	0.00016	0.6	01Jan2000, 00:09	0		8L	0.00016	0.4	01Jan2000, 00:18	0
8M	0.00024	0.3	01Jan2000, 00:24	0		8M	0.00024	0.3	01Jan2000, 00:36	0
9A	0.00196	4.1	01Jan2000, 00:30	0.2		9A	0.00196	3.5	01Jan2000, 00:39	0.3
9B	0.00131	3.6	01Jan2000, 00:12	0.1		9B	0.00131	2.4	01Jan2000, 00:18	0.2
9C	0.00016	0.4	01Jan2000, 00:18	0		9C	0.00016	0.3	01Jan2000, 00:27	0

9C2	0.00012	0.3	01Jan2000, 00:18	0		9C2	0.00012	0.2	01Jan2000, 00:27	0
9D	0.00014	0.5	01Jan2000, 00:09	0		9D	0.00014	0.3	01Jan2000, 00:18	0
9E	0.0013	3.1	01Jan2000, 00:24	0.2		9E	0.0013	2.4	01Jan2000, 00:33	0.2
9F	0.00279	8.9	01Jan2000, 00:12	0.3		9F	0.00279	6	01Jan2000, 00:21	0.4
9G	0.00073	1.3	01Jan2000, 00:24	0.1		9G	0.00073	1.1	01Jan2000, 00:33	0.1
9H	0.00033	0.8	01Jan2000, 00:21	0		9H	0.00033	0.6	01Jan2000, 00:30	0
9I	0.00081	1.6	01Jan2000, 00:24	0.1		9I	0.00081	1.3	01Jan2000, 00:33	0.1
9J	0.00019	0.7	01Jan2000, 00:09	0		9J	0.00019	0.4	01Jan2000, 00:18	0

10YR03HR				
Hydrologic Element	Drainage Area (MI2)	Peak Discharge (CFS)	Time of Peak	Volume (AC-FT)
DEP 1C	0.00268	3.6	01Jan2000, 00:45	0.4
DEP 1E	0.00682	7.9	01Jan2000, 00:57	1
DEP 11AE	0.00471	5.4	01Jan2000, 00:54	0.7
DEP 11Z	0.00243	2.8	01Jan2000, 00:48	0.4
DEP 5F	0.00883	8.5	01Jan2000, 01:00	1.2
DEP 6G	0.00658	6.3	01Jan2000, 00:57	0.9
DEP 7K	0.00855	7.9	01Jan2000, 01:00	1.1
DET 11X	0.00321	3.5	01Jan2000, 00:51	0.5
EX STR 1	0.00149	2	01Jan2000, 00:45	0.2
EX STR 11	0.00004	0.1	01Jan2000, 00:30	0
EX STR 12	0.00013	0.2	01Jan2000, 00:30	0
EX STR 13	0.00013	0.2	01Jan2000, 00:30	0
EX STR 14	0.00827	8.8	01Jan2000, 00:48	1.1
EX STR 15	0.00842	9	01Jan2000, 00:48	1.1
EX STR 16	0.0005	0.8	01Jan2000, 00:33	0.1
EX STR 17	0.00025	0.4	01Jan2000, 00:30	0
EX STR 18	0.00024	0.4	01Jan2000, 00:30	0
EX STR 19	0.00021	0.3	01Jan2000, 00:30	0
EX STR 2	0.00417	5.6	01Jan2000, 00:45	0.7
EX STR 20	0.00007	0.1	01Jan2000, 00:18	0
EX STR 21	0.00077	1.1	01Jan2000, 00:39	0.1
EX STR 22	0.00317	4.7	01Jan2000, 00:30	0.5
EX STR 23	0.00276	4	01Jan2000, 00:30	0.4
EX STR 24	0.0024	3.5	01Jan2000, 00:30	0.4
EX STR 25	0.00231	3.3	01Jan2000, 00:30	0.4
EX STR 27	0.00196	2.8	01Jan2000, 00:45	0.3
EX STR 28	0.0013	1.9	01Jan2000, 00:39	0.2
EX STR 28-2	0.00426	6	01Jan2000, 00:42	0.7
EX STR 29	0.001	1.3	01Jan2000, 00:39	0.2
EX STR 3	0.00425	5.7	01Jan2000, 00:45	0.7
EX STR 30	0.00019	0.3	01Jan2000, 00:21	0
EX STR 31	0.00839	10.6	01Jan2000, 00:48	1.2
EX STR 32	0.00992	12.5	01Jan2000, 00:45	1.5
EX STR 32-2	0.01051	13.1	01Jan2000, 00:48	1.5
EX STR 33	0.00064	0.8	01Jan2000, 00:48	0.1
EX STR 34	0.0004	0.5	01Jan2000, 01:00	0.1
EX STR 35	0.00059	0.7	01Jan2000, 00:57	0.1
EX STR 36	0.00094	1.2	01Jan2000, 00:51	0.1
EX STR 37	0.01165	14.6	01Jan2000, 00:48	1.7
EX STR 38	0.00321	3.5	01Jan2000, 00:51	0.5
EX STR 39	0.00101	1.5	01Jan2000, 00:39	0.2
EX STR 4	0.01107	13.2	01Jan2000, 00:51	1.7
EX STR 40	0.00163	2.7	01Jan2000, 00:36	0.3
EX STR 41	0.00035	0.6	01Jan2000, 00:21	0.1
EX STR 41-2	0.00136	2	01Jan2000, 00:36	0.2

10YR06HR				
Hydrologic Element	Drainage Area (MI2)	Peak Discharge (CFS)	Time of Peak	Volume (AC-FT)
DEP 1C	0.00268	2.4	01Jan2000, 01:06	0.5
DEP 1E	0.00682	5.5	01Jan2000, 01:24	1.2
DEP 11AE	0.00471	3.8	01Jan2000, 01:24	0.9
DEP 11Z	0.00243	1.9	01Jan2000, 01:21	0.4
DEP 5F	0.00883	6.2	01Jan2000, 01:30	1.5
DEP 6G	0.00658	4.6	01Jan2000, 01:27	1
DEP 7K	0.00855	5.8	01Jan2000, 01:30	1.4
DET 11X	0.00321	2.5	01Jan2000, 01:24	0.6
EX STR 1	0.00149	1.3	01Jan2000, 01:06	0.3
EX STR 11	0.00004	0	01Jan2000, 01:00	0
EX STR 12	0.00013	0.1	01Jan2000, 01:00	0
EX STR 13	0.00013	0.1	01Jan2000, 01:00	0
EX STR 14	0.00827	5.9	01Jan2000, 01:18	1.3
EX STR 15	0.00842	6	01Jan2000, 01:18	1.3
EX STR 16	0.0005	0.5	01Jan2000, 01:00	0.1
EX STR 17	0.00025	0.2	01Jan2000, 01:00	0
EX STR 18	0.00024	0.2	01Jan2000, 01:00	0
EX STR 19	0.00021	0.2	01Jan2000, 01:00	0
EX STR 2	0.00417	3.7	01Jan2000, 01:06	0.8
EX STR 20	0.00007	0.1	01Jan2000, 00:33	0
EX STR 21	0.00077	0.7	01Jan2000, 01:03	0.1
EX STR 22	0.00317	2.9	01Jan2000, 01:00	0.6
EX STR 23	0.00276	2.5	01Jan2000, 01:00	0.5
EX STR 24	0.0024	2.2	01Jan2000, 01:00	0.4
EX STR 25	0.00231	2.1	01Jan2000, 01:00	0.4
EX STR 27	0.00196	1.8	01Jan2000, 01:09	0.4
EX STR 28	0.0013	1.2	01Jan2000, 01:03	0.2
EX STR 28-2	0.00426	3.9	01Jan2000, 01:06	0.8
EX STR 29	0.001	0.8	01Jan2000, 01:00	0.2
EX STR 3	0.00425	3.7	01Jan2000, 01:06	0.8
EX STR 30	0.00019	0.2	01Jan2000, 00:39	0
EX STR 31	0.00839	6.9	01Jan2000, 01:09	1.5
EX STR 32	0.00992	8.2	01Jan2000, 01:09	1.7
EX STR 32-2	0.01051	8.6	01Jan2000, 01:09	1.9
EX STR 33	0.00064	0.5	01Jan2000, 01:12	0.1
EX STR 34	0.0004	0.3	01Jan2000, 01:27	0.1
EX STR 35	0.00059	0.5	01Jan2000, 01:21	0.1
EX STR 36	0.00094	0.8	01Jan2000, 01:15	0.2
EX STR 37	0.01165	9.6	01Jan2000, 01:12	2.1
EX STR 38	0.00321	2.5	01Jan2000, 01:24	0.6
EX STR 39	0.00101	0.9	01Jan2000, 01:03	0.2
EX STR 4	0.01107	9.1	01Jan2000, 01:18	2
EX STR 40	0.00163	1.6	01Jan2000, 00:51	0.3
EX STR 41	0.00035	0.4	01Jan2000, 00:39	0.1
EX STR 41-2	0.00136	1.3	01Jan2000, 01:00	0.3

EX STR 42	0.2003	208.1	01Jan2000, 01:12	30.9
EX STR 42-2	0.20166	209.2	01Jan2000, 01:12	31.1
EX STR 43	0.00664	7.9	01Jan2000, 01:03	1
EX STR 43-2	0.22158	229	01Jan2000, 01:09	34.2
EX STR 44	0.00029	0.4	01Jan2000, 00:36	0
EX STR 45	0.00053	0.9	01Jan2000, 00:21	0.1
EX STR 45-2	0.25394	260.9	01Jan2000, 01:09	39.1
EX STR 46	0.00004	0.1	01Jan2000, 00:18	0
EX STR 47	0.00268	3.7	01Jan2000, 00:54	0.5
EX STR 47-2	0.25662	264.3	01Jan2000, 01:06	39.6
EX STR 48	0.19621	203.9	01Jan2000, 01:12	30.2
EX STR 49	0.15782	163.5	01Jan2000, 01:15	24.5
EX STR 5	0.00688	7.1	01Jan2000, 00:48	0.8
EX STR 50	0.04317	40.9	01Jan2000, 01:12	6
EX STR 6	0.00707	7.4	01Jan2000, 00:48	0.9
EX STR 7	0.00731	7.7	01Jan2000, 00:48	0.9
EX STR 8	0.00756	8	01Jan2000, 00:48	1
EX STR 9	0.00792	8.4	01Jan2000, 00:48	1
J-S101	1E-07	0	01Jan2000, 00:21	0
J-S601	1E-07	0	01Jan2000, 00:21	0
J-S602	1E-07	0	01Jan2000, 00:21	0
OUTLET 1 - S122	0.01747	18.7	01Jan2000, 00:54	2.5
OUTLET 10	0.00188	2	01Jan2000, 00:57	0.3
OUTLET 11	0.25662	264.3	01Jan2000, 01:03	39.6
OUTLET 2 - S205	0.0128	15	01Jan2000, 00:36	1.8
OUTLET 3A - S209	0.00056	1	01Jan2000, 00:15	0.1
OUTLET 3B - S1001	0.0005	0.8	01Jan2000, 00:30	0.1
OUTLET 4 - S213	0.00512	7.7	01Jan2000, 00:27	0.8
OUTLET 5 - S224	0.01286	13.2	01Jan2000, 00:48	1.8
OUTLET 6	0.01337	14.1	01Jan2000, 00:48	1.9
OUTLET 7 - S409	0.01516	10.9	01Jan2000, 01:21	2.1
OUTLET 8A - S511	0.00485	7.4	01Jan2000, 00:51	0.7
OUTLET 8B - S528	0.00024	0.2	01Jan2000, 00:42	0
OUTLET 9 - S525	0.00984	8.3	01Jan2000, 01:06	1.6
PIPE DET OUTLET 1	0.00178	0.7	01Jan2000, 01:30	0.2
PIPE DET OUTLET 7	0.01516	10.9	01Jan2000, 01:24	2.1

EX STR 42	0.2003	154.9	01Jan2000, 01:39	36.8
EX STR 42-2	0.20166	155.9	01Jan2000, 01:39	37
EX STR 43	0.00664	5.6	01Jan2000, 01:27	1.2
EX STR 43-2	0.22158	171.1	01Jan2000, 01:36	40.7
EX STR 44	0.00029	0.3	01Jan2000, 01:03	0.1
EX STR 45	0.00053	0.5	01Jan2000, 00:39	0.1
EX STR 45-2	0.25394	195.6	01Jan2000, 01:33	46.5
EX STR 46	0.00004	0	01Jan2000, 00:39	0
EX STR 47	0.00268	2.5	01Jan2000, 01:15	0.5
EX STR 47-2	0.25662	198	01Jan2000, 01:33	47.1
EX STR 48	0.19621	151.7	01Jan2000, 01:39	35.9
EX STR 49	0.15782	122.1	01Jan2000, 01:42	29.1
EX STR 5	0.00688	4.7	01Jan2000, 01:24	1
EX STR 50	0.04317	30.3	01Jan2000, 01:42	7.2
EX STR 6	0.00707	4.9	01Jan2000, 01:21	1.1
EX STR 7	0.00731	5.1	01Jan2000, 01:18	1.1
EX STR 8	0.00756	5.3	01Jan2000, 01:18	1.2
EX STR 9	0.00792	5.6	01Jan2000, 01:18	1.2
J-S101	1E-07	0	01Jan2000, 00:39	0
J-S601	1E-07	0	01Jan2000, 00:39	0
J-S602	1E-07	0	01Jan2000, 00:39	0
OUTLET 1 - S122	0.01747	13.1	01Jan2000, 01:24	3
OUTLET 10	0.00188	1.5	01Jan2000, 01:18	0.3
OUTLET 11	0.25662	198	01Jan2000, 01:30	47.1
OUTLET 2 - S205	0.0128	9.9	01Jan2000, 00:57	2.2
OUTLET 3A - S209	0.00056	0.6	01Jan2000, 00:36	0.1
OUTLET 3B - S1001	0.0005	0.5	01Jan2000, 00:57	0.1
OUTLET 4 - S213	0.00512	4.8	01Jan2000, 00:57	1
OUTLET 5 - S224	0.01286	9.4	01Jan2000, 01:21	2.2
OUTLET 6	0.01337	9.9	01Jan2000, 01:15	2.2
OUTLET 7 - S409	0.01516	10.6	01Jan2000, 01:30	2.5
OUTLET 8A - S511	0.00485	3.9	01Jan2000, 01:24	0.8
OUTLET 8B - S528	0.00024	0.2	01Jan2000, 01:18	0
OUTLET 9 - S525	0.00984	8.2	01Jan2000, 01:18	1.9
PIPE DET OUTLET 1	0.00178	0.7	01Jan2000, 02:06	0.2
PIPE DET OUTLET 7	0.01516	10.6	01Jan2000, 01:33	2.5

PIPE DET OUTLET 8	0.00485	7.4	01Jan2000, 00:54	0.7	PIPE DET OUTLET 8	0.00485	3.9	01Jan2000, 01:27	0.8
PIPE DET OUTLET 9	0.00984	8.3	01Jan2000, 01:09	1.6	PIPE DET OUTLET 9	0.00984	8.2	01Jan2000, 01:21	1.9
S1002	0.0046	6.8	01Jan2000, 00:30	0.7	S1002	0.0046	4.3	01Jan2000, 01:00	0.9
S1003	0.00485	7.3	01Jan2000, 00:30	0.8	S1003	0.00485	4.5	01Jan2000, 01:00	0.9
S1004	0.00074	1.1	01Jan2000, 00:42	0.1	S1004	0.00074	0.7	01Jan2000, 01:03	0.1
S1005	0.00037	0.6	01Jan2000, 00:30	0.1	S1005	0.00037	0.4	01Jan2000, 01:00	0.1
S1006	0.00966	10.5	01Jan2000, 00:39	1.3	S1006	0.00966	7.1	01Jan2000, 01:18	1.6
S1007	0.00966	10.5	01Jan2000, 00:39	1.3	S1007	0.00966	7.1	01Jan2000, 01:18	1.6
S1008	0.00017	0.3	01Jan2000, 00:18	0	S1008	0.00017	0.2	01Jan2000, 00:39	0
S1009	0.00983	10.8	01Jan2000, 00:39	1.3	S1009	0.00983	7.3	01Jan2000, 01:18	1.6
S101	1E-07	0	01Jan2000, 00:21	0	S101	1E-07	0	01Jan2000, 00:39	0
S1010	0.00045	0.7	01Jan2000, 00:36	0.1	S1010	0.00045	0.4	01Jan2000, 01:00	0.1
S1011	0.01028	11.5	01Jan2000, 00:39	1.4	S1011	0.01028	7.7	01Jan2000, 01:18	1.7
S102	0.00008	0.1	01Jan2000, 00:18	0	S102	0.00008	0.1	01Jan2000, 00:33	0
S103	0.00015	0.2	01Jan2000, 00:30	0	S103	0.00015	0.1	01Jan2000, 01:00	0
S105	0.00022	0.4	01Jan2000, 00:30	0	S105	0.00022	0.2	01Jan2000, 01:00	0
S106	0.00037	0.6	01Jan2000, 00:30	0.1	S106	0.00037	0.4	01Jan2000, 01:00	0.1
S107	0.00048	0.7	01Jan2000, 00:30	0.1	S107	0.00048	0.5	01Jan2000, 01:00	0.1
S108	0.00012	0.2	01Jan2000, 00:18	0	S108	0.00012	0.1	01Jan2000, 00:33	0
S109	0.00011	0.2	01Jan2000, 00:18	0	S109	0.00011	0.1	01Jan2000, 00:33	0
S110	0.00074	0.6	01Jan2000, 00:42	0.1	S110	0.00074	0.4	01Jan2000, 01:21	0.1
S1101	0.00018	0.3	01Jan2000, 00:18	0	S1101	0.00018	0.2	01Jan2000, 00:39	0
S1102	0.00065	1.1	01Jan2000, 00:30	0.1	S1102	0.00065	0.6	01Jan2000, 01:00	0.1
S1103	0.0091	9.8	01Jan2000, 00:48	1.2	S1103	0.0091	6.6	01Jan2000, 01:18	1.5
S111	0.00101	1	01Jan2000, 00:39	0.1	S111	0.00101	0.7	01Jan2000, 01:00	0.1
S112	0.0001	0.1	01Jan2000, 00:30	0	S112	0.0001	0.1	01Jan2000, 01:00	0
S113	0.00163	1.9	01Jan2000, 00:39	0.2	S113	0.00163	1.3	01Jan2000, 01:00	0.3
S114	0.00009	0.1	01Jan2000, 00:33	0	S114	0.00009	0.1	01Jan2000, 01:00	0
S115	0.00178	2.2	01Jan2000, 00:39	0.2	S115	0.00178	1.4	01Jan2000, 01:00	0.3
S116	0.00178	0.7	01Jan2000, 01:30	0.2	S116	0.00178	0.7	01Jan2000, 02:06	0.2
S117	0.00055	0.4	01Jan2000, 00:54	0.1	S117	0.00055	0.3	01Jan2000, 01:27	0.1
S118	0.01697	18.1	01Jan2000, 00:57	2.4	S118	0.01697	12.7	01Jan2000, 01:27	2.9
S119	0.0005	0.6	01Jan2000, 00:48	0.1	S119	0.0005	0.4	01Jan2000, 01:09	0.1
S120	0.01747	18.7	01Jan2000, 00:57	2.5	S120	0.01747	13.1	01Jan2000, 01:27	3
S121	0.01747	18.7	01Jan2000, 00:57	2.5	S121	0.01747	13.1	01Jan2000, 01:27	3
S123	0.00021	0.4	01Jan2000, 00:18	0	S123	0.00021	0.2	01Jan2000, 00:39	0
S124	0.00017	0.3	01Jan2000, 00:18	0	S124	0.00017	0.2	01Jan2000, 00:39	0
S201	0.0003	0.5	01Jan2000, 00:21	0.1	S201	0.0003	0.3	01Jan2000, 00:39	0.1
S202	0.0003	0.5	01Jan2000, 00:21	0.1	S202	0.0003	0.3	01Jan2000, 00:39	0.1
S203	0.00217	3	01Jan2000, 00:39	0.4	S203	0.00217	2	01Jan2000, 01:00	0.4
S204	0.0128	15	01Jan2000, 00:39	1.8	S204	0.0128	9.9	01Jan2000, 01:00	2.2
S206	0.00042	0.7	01Jan2000, 00:18	0.1	S206	0.00042	0.4	01Jan2000, 00:39	0.1
S207	0.00042	0.7	01Jan2000, 00:18	0.1	S207	0.00042	0.4	01Jan2000, 00:39	0.1
S208	0.00056	1	01Jan2000, 00:18	0.1	S208	0.00056	0.6	01Jan2000, 00:39	0.1
S210	0.00495	7.4	01Jan2000, 00:30	0.8	S210	0.00495	4.6	01Jan2000, 01:00	0.9
S211	0.00017	0.3	01Jan2000, 00:18	0	S211	0.00017	0.2	01Jan2000, 00:33	0
S212	0.00512	7.7	01Jan2000, 00:30	0.8	S212	0.00512	4.8	01Jan2000, 01:00	1

S214	0.00173	2.5	01Jan2000, 00:39	0.3	S214	0.00173	1.6	01Jan2000, 01:03	0.3
S215	0.00191	2.8	01Jan2000, 00:39	0.3	S215	0.00191	1.8	01Jan2000, 01:00	0.4
S216A	0.0002	0.3	01Jan2000, 00:33	0	S216A	0.0002	0.2	01Jan2000, 01:00	0
S217A	0.00028	0.4	01Jan2000, 00:33	0	S217A	0.00028	0.3	01Jan2000, 01:00	0.1
S218	0.00883	8.5	01Jan2000, 01:00	1.2	S218	0.00883	6.2	01Jan2000, 01:30	1.5
S219	0.00883	8.5	01Jan2000, 01:00	1.2	S219	0.00883	6.2	01Jan2000, 01:30	1.5
S220	0.00933	8.9	01Jan2000, 01:00	1.3	S220	0.00933	6.5	01Jan2000, 01:30	1.5
S221	0.01068	10.5	01Jan2000, 00:57	1.5	S221	0.01068	7.5	01Jan2000, 01:27	1.8
S222	0.01286	13.2	01Jan2000, 00:51	1.8	S222	0.01286	9.4	01Jan2000, 01:24	2.2
S223	0.01286	13.2	01Jan2000, 00:51	1.8	S223	0.01286	9.4	01Jan2000, 01:24	2.2
S225	0.01337	14.1	01Jan2000, 00:51	1.9	S225	0.01337	9.9	01Jan2000, 01:18	2.2
S226	0.01337	14.1	01Jan2000, 00:51	1.9	S226	0.01337	9.9	01Jan2000, 01:18	2.2
S227	0.00014	0.2	01Jan2000, 00:21	0	S227	0.00014	0.1	01Jan2000, 00:39	0
S228	0.00405	4.8	01Jan2000, 00:51	0.6	S228	0.00405	3.2	01Jan2000, 01:18	0.7
S229	0.00405	4.8	01Jan2000, 00:51	0.6	S229	0.00405	3.2	01Jan2000, 01:18	0.7
S230	0.00412	4.9	01Jan2000, 00:51	0.6	S230	0.00412	3.3	01Jan2000, 01:18	0.7
S301	0.0001	0.2	01Jan2000, 00:18	0	S301	0.0001	0.1	01Jan2000, 00:33	0
S302	0.0001	0.2	01Jan2000, 00:18	0	S302	0.0001	0.1	01Jan2000, 00:33	0
S303	0.00017	0.3	01Jan2000, 00:21	0	S303	0.00017	0.2	01Jan2000, 00:39	0
S304	0.00027	0.5	01Jan2000, 00:21	0	S304	0.00027	0.3	01Jan2000, 00:39	0.1
S305	0.00009	0.2	01Jan2000, 00:18	0	S305	0.00009	0.1	01Jan2000, 00:33	0
S306	0.00026	0.4	01Jan2000, 00:21	0	S306	0.00026	0.3	01Jan2000, 00:39	0.1
S307	0.00053	0.9	01Jan2000, 00:21	0.1	S307	0.00053	0.5	01Jan2000, 00:39	0.1
S308	0.00006	0.1	01Jan2000, 00:18	0	S308	0.00006	0.1	01Jan2000, 00:33	0
S309	0.00018	0.3	01Jan2000, 00:21	0	S309	0.00018	0.2	01Jan2000, 00:39	0
S310	0.00009	0.1	01Jan2000, 00:33	0	S310	0.00009	0.1	01Jan2000, 01:00	0
S311	0.0008	1.3	01Jan2000, 00:30	0.1	S311	0.0008	0.8	01Jan2000, 01:00	0.2
S312A	0.00021	0.2	01Jan2000, 00:45	0	S312A	0.00021	0.1	01Jan2000, 01:21	0
S313A	0.00044	0.5	01Jan2000, 00:42	0.1	S313A	0.00044	0.3	01Jan2000, 01:06	0.1
S314A	0.00062	0.8	01Jan2000, 00:42	0.1	S314A	0.00062	0.5	01Jan2000, 01:06	0.1
S315	0.0072	7	01Jan2000, 00:57	1	S315	0.0072	5	01Jan2000, 01:27	1.2
S316	0.0072	7	01Jan2000, 00:57	1	S316	0.0072	5	01Jan2000, 01:27	1.2
S317	0.00727	7.1	01Jan2000, 00:57	1	S317	0.00727	5.1	01Jan2000, 01:27	1.2
S318A	0.00019	0.2	01Jan2000, 00:42	0	S318A	0.00019	0.2	01Jan2000, 01:06	0
S319	0.00071	0.8	01Jan2000, 00:45	0.1	S319	0.00071	0.5	01Jan2000, 01:09	0.1
S320	0.01217	12.8	01Jan2000, 00:54	1.7	S320	0.01217	8.9	01Jan2000, 01:24	2
S321	0.00013	0.2	01Jan2000, 00:21	0	S321	0.00013	0.1	01Jan2000, 00:39	0
S322	0.01257	13.2	01Jan2000, 00:51	1.7	S322	0.01257	9.2	01Jan2000, 01:21	2.1
S323	0.01337	14.1	01Jan2000, 00:51	1.9	S323	0.01337	9.9	01Jan2000, 01:18	2.2
S324	0.00269	3.1	01Jan2000, 00:54	0.4	S324	0.00269	2.1	01Jan2000, 01:21	0.5
S325	0.00415	4.8	01Jan2000, 00:51	0.6	S325	0.00415	3.2	01Jan2000, 01:18	0.7
S326	0.00012	0.2	01Jan2000, 00:18	0	S326	0.00012	0.1	01Jan2000, 00:33	0
S327	0.00427	5	01Jan2000, 00:51	0.6	S327	0.00427	3.3	01Jan2000, 01:18	0.7
S328	0.00477	5.5	01Jan2000, 00:51	0.7	S328	0.00477	3.7	01Jan2000, 01:18	0.8
S329	0.00504	5.9	01Jan2000, 00:51	0.7	S329	0.00504	3.9	01Jan2000, 01:18	0.9
S330	0.00007	0.1	01Jan2000, 00:18	0	S330	0.00007	0.1	01Jan2000, 00:39	0
S331	0.00534	6.3	01Jan2000, 00:51	0.8	S331	0.00534	4.2	01Jan2000, 01:15	0.9
S401	0.00008	0.1	01Jan2000, 00:21	0	S401	0.00008	0.1	01Jan2000, 00:39	0
S402	0.00016	0.2	01Jan2000, 00:30	0	S402	0.00016	0.2	01Jan2000, 01:00	0

S403	0.00045	0.5	01Jan2000, 00:42	0.1	S403	0.00045	0.3	01Jan2000, 01:03	0.1
S404	0.0002	0.3	01Jan2000, 00:21	0	S404	0.0002	0.2	01Jan2000, 00:39	0
S405	0.0003	0.5	01Jan2000, 00:18	0.1	S405	0.0003	0.3	01Jan2000, 00:39	0.1
S406	0.00127	1.5	01Jan2000, 00:39	0.2	S406	0.00127	1	01Jan2000, 01:00	0.2
S407	0.01516	15.3	01Jan2000, 00:54	2.1	S407	0.01516	10.9	01Jan2000, 01:24	2.5
S408	0.01516	10.9	01Jan2000, 01:24	2.1	S408	0.01516	10.6	01Jan2000, 01:33	2.5
S410	0.00056	0.6	01Jan2000, 00:54	0.1	S410	0.00056	0.4	01Jan2000, 01:24	0.1
S411	0.00107	1.2	01Jan2000, 00:51	0.1	S411	0.00107	0.8	01Jan2000, 01:21	0.2
S412	0.00173	1.9	01Jan2000, 00:51	0.2	S412	0.00173	1.2	01Jan2000, 01:21	0.3
S413	0.00207	2.3	01Jan2000, 00:51	0.3	S413	0.00207	1.5	01Jan2000, 01:21	0.3
S414	0.00218	2.4	01Jan2000, 00:48	0.3	S414	0.00218	1.6	01Jan2000, 01:18	0.4
S415	0.00385	4.4	01Jan2000, 00:48	0.5	S415	0.00385	2.9	01Jan2000, 01:15	0.6
S416	0.00009	0.2	01Jan2000, 00:18	0	S416	0.00009	0.1	01Jan2000, 00:33	0
S417	0.00009	0.2	01Jan2000, 00:18	0	S417	0.00009	0.1	01Jan2000, 00:33	0
S418	0.00394	4.5	01Jan2000, 00:48	0.6	S418	0.00394	3	01Jan2000, 01:15	0.7
S419	0.00012	0.2	01Jan2000, 00:36	0	S419	0.00012	0.1	01Jan2000, 01:00	0
S420	0.00012	0.2	01Jan2000, 00:36	0	S420	0.00012	0.1	01Jan2000, 01:00	0
S421	0.00017	0.3	01Jan2000, 00:18	0	S421	0.00017	0.2	01Jan2000, 00:39	0
S422	0.00038	0.6	01Jan2000, 00:21	0.1	S422	0.00038	0.4	01Jan2000, 00:39	0.1
S423	0.0005	0.8	01Jan2000, 00:30	0.1	S423	0.0005	0.5	01Jan2000, 01:00	0.1
S501	0.00011	0.2	01Jan2000, 00:30	0	S501	0.00011	0.1	01Jan2000, 00:39	0
S502	0.00049	0.7	01Jan2000, 00:48	0.1	S502	0.00049	0.4	01Jan2000, 01:09	0.1
S503	0.00066	0.9	01Jan2000, 00:39	0.1	S503	0.00066	0.6	01Jan2000, 01:00	0.1
S504	0.00113	1.3	01Jan2000, 00:48	0.2	S504	0.00113	0.9	01Jan2000, 01:18	0.2
S505	0.00016	0.3	01Jan2000, 00:18	0	S505	0.00016	0.2	01Jan2000, 00:39	0
S506	0.0041	4.7	01Jan2000, 00:48	0.6	S506	0.0041	3.2	01Jan2000, 01:15	0.7
S507	0.00025	0.4	01Jan2000, 00:21	0	S507	0.00025	0.2	01Jan2000, 00:39	0.1
S508	0.00075	1.2	01Jan2000, 00:30	0.1	S508	0.00075	0.7	01Jan2000, 01:00	0.2
S509	0.00485	5.7	01Jan2000, 00:42	0.7	S509	0.00485	3.8	01Jan2000, 01:15	0.8
S510	0.00485	7.4	01Jan2000, 00:54	0.7	S510	0.00485	3.9	01Jan2000, 01:27	0.8
S512	0.00073	0.9	01Jan2000, 00:45	0.1	S512	0.00073	0.6	01Jan2000, 01:06	0.1
S513	0.00279	4.5	01Jan2000, 00:30	0.5	S513	0.00279	2.7	01Jan2000, 01:00	0.5
S514	0.00705	10.1	01Jan2000, 00:39	1.2	S514	0.00705	6.6	01Jan2000, 01:00	1.4
S515	0.00836	11.8	01Jan2000, 00:39	1.3	S515	0.00836	7.7	01Jan2000, 01:00	1.6
S516	0.00921	12.9	01Jan2000, 00:39	1.5	S516	0.00921	8.4	01Jan2000, 01:00	1.7
S517	0.00937	13.1	01Jan2000, 00:39	1.5	S517	0.00937	8.5	01Jan2000, 01:00	1.8
S518	0.00033	0.5	01Jan2000, 00:36	0.1	S518	0.00033	0.3	01Jan2000, 01:03	0.1
S519	0.00033	0.5	01Jan2000, 00:36	0.1	S519	0.00033	0.3	01Jan2000, 01:03	0.1
S520	0.00014	0.2	01Jan2000, 00:18	0	S520	0.00014	0.1	01Jan2000, 00:33	0
S521	0.00047	0.7	01Jan2000, 00:30	0.1	S521	0.00047	0.4	01Jan2000, 01:00	0.1
S522	0.00047	0.7	01Jan2000, 00:30	0.1	S522	0.00047	0.4	01Jan2000, 01:00	0.1
S523	0.00984	13.8	01Jan2000, 00:39	1.6	S523	0.00984	9	01Jan2000, 01:00	1.9
S524	0.00984	8.3	01Jan2000, 01:09	1.6	S524	0.00984	8.2	01Jan2000, 01:21	1.9
S526	0.00024	0.2	01Jan2000, 00:45	0	S526	0.00024	0.2	01Jan2000, 01:21	0
S527	0.00024	0.2	01Jan2000, 00:45	0	S527	0.00024	0.2	01Jan2000, 01:21	0
S601	1E-07	0	01Jan2000, 00:21	0	S601	1E-07	0	01Jan2000, 00:39	0
S602	1E-07	0	01Jan2000, 00:21	0	S602	1E-07	0	01Jan2000, 00:39	0
S603	1E-07	0	01Jan2000, 00:21	0	S603	1E-07	0	01Jan2000, 00:39	0
S604	0.0001	0.2	01Jan2000, 00:18	0	S604	0.0001	0.1	01Jan2000, 00:39	0

S605	0.00064	0.7	01Jan2000, 01:00	0.1	S605	0.00064	0.5	01Jan2000, 01:21	0.1
S606	0.00149	1.7	01Jan2000, 01:00	0.2	S606	0.00149	1.2	01Jan2000, 01:30	0.3
S607	0.00176	1.9	01Jan2000, 01:00	0.3	S607	0.00176	1.4	01Jan2000, 01:21	0.3
S608	0.00188	2	01Jan2000, 01:00	0.3	S608	0.00188	1.5	01Jan2000, 01:21	0.3
S609	0.00032	0.5	01Jan2000, 00:36	0.1	S609	0.00032	0.3	01Jan2000, 01:03	0.1
S610	0.00039	0.5	01Jan2000, 00:51	0.1	S610	0.00039	0.3	01Jan2000, 01:12	0.1
S611	0.00071	0.9	01Jan2000, 00:45	0.1	S611	0.00071	0.6	01Jan2000, 01:06	0.1
S612	0.00031	0.5	01Jan2000, 00:39	0.1	S612	0.00031	0.3	01Jan2000, 01:03	0.1
S613	0.00009	0.1	01Jan2000, 00:48	0	S613	0.00009	0.1	01Jan2000, 01:12	0
S614	0.00238	2.9	01Jan2000, 00:51	0.3	S614	0.00238	1.9	01Jan2000, 01:15	0.4
S615	0.0034	4.2	01Jan2000, 00:48	0.5	S615	0.0034	2.8	01Jan2000, 01:12	0.6
S701	0.00185	2.4	01Jan2000, 00:45	0.3	S701	0.00185	1.5	01Jan2000, 01:06	0.3
S702	0.00199	2.5	01Jan2000, 00:42	0.3	S702	0.00199	1.6	01Jan2000, 01:06	0.4
S703	0.00266	2.9	01Jan2000, 00:48	0.4	S703	0.00266	2	01Jan2000, 01:18	0.5
S704	0.00098	1	01Jan2000, 01:03	0.1	S704	0.00098	0.7	01Jan2000, 01:30	0.2
S705	0.00437	4.8	01Jan2000, 00:51	0.6	S705	0.00437	3.3	01Jan2000, 01:21	0.8
S706	0.00027	0.4	01Jan2000, 00:39	0	S706	0.00027	0.2	01Jan2000, 01:03	0
S707	0.00018	0.3	01Jan2000, 00:42	0	S707	0.00018	0.2	01Jan2000, 01:06	0
S708	0.00066	1	01Jan2000, 00:39	0.1	S708	0.00066	0.6	01Jan2000, 01:03	0.1
S709	0.00843	9.9	01Jan2000, 00:48	1.2	S709	0.00843	6.7	01Jan2000, 01:15	1.5
S710	0.00048	0.5	01Jan2000, 01:03	0.1	S710	0.00048	0.3	01Jan2000, 01:33	0.1
S711	0.00033	0.4	01Jan2000, 00:57	0.1	S711	0.00033	0.3	01Jan2000, 01:21	0.1
S712	0.00924	10.7	01Jan2000, 00:51	1.3	S712	0.00924	7.2	01Jan2000, 01:18	1.6
S713	0.0002	0.2	01Jan2000, 00:54	0	S713	0.0002	0.2	01Jan2000, 01:24	0
S714	0.00944	10.9	01Jan2000, 00:51	1.4	S714	0.00944	7.4	01Jan2000, 01:18	1.6
S715	0.00067	0.9	01Jan2000, 00:51	0.1	S715	0.00067	0.6	01Jan2000, 01:12	0.1
S716	0.0013	1.6	01Jan2000, 00:54	0.2	S716	0.0013	1.1	01Jan2000, 01:18	0.2
S717	0.01074	12.5	01Jan2000, 00:51	1.6	S717	0.01074	8.5	01Jan2000, 01:18	1.9
S718	0.00007	0.1	01Jan2000, 00:18	0	S718	0.00007	0.1	01Jan2000, 00:39	0
S719	0.00039	0.5	01Jan2000, 00:48	0.1	S719	0.00039	0.4	01Jan2000, 01:00	0.1
S720	0.01113	13	01Jan2000, 00:51	1.6	S720	0.01113	8.8	01Jan2000, 01:18	2
S721A	0.00008	0.1	01Jan2000, 00:33	0	S721A	0.00008	0.1	01Jan2000, 01:00	0
S722	0.00014	0.2	01Jan2000, 00:18	0	S722	0.00014	0.1	01Jan2000, 00:39	0
S723	0.00126	1.7	01Jan2000, 00:51	0.2	S723	0.00126	1.1	01Jan2000, 01:12	0.2
S724	0.01253	14.9	01Jan2000, 00:51	1.9	S724	0.01253	10.1	01Jan2000, 01:15	2.2
S726A	0.00251	2.9	01Jan2000, 00:48	0.4	S726A	0.00251	2	01Jan2000, 01:21	0.4
S801	0.00274	3.2	01Jan2000, 00:48	0.4	S801	0.00274	2.2	01Jan2000, 01:21	0.5
S802	0.01527	18.1	01Jan2000, 00:51	2.3	S802	0.01527	12.2	01Jan2000, 01:18	2.7
S803	0.00012	0.2	01Jan2000, 00:18	0	S803	0.00012	0.1	01Jan2000, 00:33	0
S804	0.00127	1.9	01Jan2000, 00:39	0.2	S804	0.00127	1.2	01Jan2000, 01:03	0.2
S805	0.01666	20	01Jan2000, 00:48	2.5	S805	0.01666	13.5	01Jan2000, 01:12	3
S806	0.00021	0.3	01Jan2000, 00:30	0	S806	0.00021	0.2	01Jan2000, 01:00	0
S807	0.00037	0.6	01Jan2000, 00:30	0.1	S807	0.00037	0.4	01Jan2000, 01:00	0.1
S808	0.00016	0.2	01Jan2000, 00:45	0	S808	0.00016	0.2	01Jan2000, 01:06	0
S809	0.00092	1.3	01Jan2000, 00:42	0.1	S809	0.00092	0.9	01Jan2000, 01:06	0.2
S810	0.00142	1.9	01Jan2000, 00:42	0.2	S810	0.00142	1.2	01Jan2000, 01:06	0.3
S811	0.00277	3.9	01Jan2000, 00:39	0.4	S811	0.00277	2.5	01Jan2000, 01:00	0.5
S812	0.00792	8.9	01Jan2000, 00:51	1.2	S812	0.00792	6.3	01Jan2000, 01:24	1.4
S813	0.00101	1.4	01Jan2000, 00:45	0.2	S813	0.00101	0.9	01Jan2000, 01:09	0.2

S814	0.00973	11.3	01Jan2000, 00:51	1.5	S814	0.00973	7.9	01Jan2000, 01:21	1.8
S815	0.02916	35	01Jan2000, 00:48	4.4	S815	0.02916	23.7	01Jan2000, 01:12	5.3
S816	0.00094	1.4	01Jan2000, 00:42	0.2	S816	0.00094	0.9	01Jan2000, 01:03	0.2
S817	0.22252	230.1	01Jan2000, 01:09	34.4	S817	0.22252	171.9	01Jan2000, 01:36	40.8
S818	0.22274	230.3	01Jan2000, 01:09	34.4	S818	0.22274	172.1	01Jan2000, 01:36	40.9
S819	0.22369	231.1	01Jan2000, 01:09	34.5	S819	0.22369	172.7	01Jan2000, 01:36	41
S820	0.22369	231.1	01Jan2000, 01:09	34.5	S820	0.22369	172.7	01Jan2000, 01:36	41
S821	0.00027	0.4	01Jan2000, 00:30	0	S821	0.00027	0.3	01Jan2000, 00:39	0.1
S822	0.25312	260.3	01Jan2000, 01:09	39	S822	0.25312	195	01Jan2000, 01:33	46.4
S901	0.00376	5.6	01Jan2000, 00:30	0.6	S901	0.00376	3.5	01Jan2000, 01:00	0.7
1A	0.00357	3.9	01Jan2000, 00:54	0.5	1A	0.00357	2.6	01Jan2000, 01:24	0.6
1B	0.00149	2	01Jan2000, 00:45	0.2	1B	0.00149	1.3	01Jan2000, 01:06	0.3
1C	0.00268	3.6	01Jan2000, 00:42	0.4	1C	0.00268	2.4	01Jan2000, 01:03	0.5
1D	0.00008	0.1	01Jan2000, 00:39	0	1D	0.00008	0	01Jan2000, 01:18	0
1E	0.00682	8.8	01Jan2000, 00:42	1	1E	0.00682	5.8	01Jan2000, 01:06	1.2
1F	0.00006	0.1	01Jan2000, 00:39	0	1F	0.00006	0.1	01Jan2000, 01:03	0
1G	0.00011	0.2	01Jan2000, 00:18	0	1G	0.00011	0.1	01Jan2000, 00:33	0
1H	0.00004	0.1	01Jan2000, 00:30	0	1H	0.00004	0	01Jan2000, 00:42	0
1I	0.00004	0.1	01Jan2000, 00:18	0	1I	0.00004	0	01Jan2000, 00:33	0
1J	0.00011	0.2	01Jan2000, 00:39	0	1J	0.00011	0.1	01Jan2000, 01:00	0
1K	0.00012	0.2	01Jan2000, 00:18	0	1K	0.00012	0.1	01Jan2000, 00:33	0
1L	0.00007	0.1	01Jan2000, 00:39	0	1L	0.00007	0.1	01Jan2000, 01:03	0
1M	0.00008	0.1	01Jan2000, 00:18	0	1M	0.00008	0.1	01Jan2000, 00:33	0
1N	0.00009	0.1	01Jan2000, 00:33	0	1N	0.00009	0.1	01Jan2000, 01:00	0
1O	0.0001	0.1	01Jan2000, 00:30	0	1O	0.0001	0.1	01Jan2000, 01:00	0
1P	0.00022	0.4	01Jan2000, 00:30	0	1P	0.00022	0.2	01Jan2000, 01:00	0
1Q	0.00074	0.6	01Jan2000, 00:42	0.1	1Q	0.00074	0.4	01Jan2000, 01:21	0.1
1R	0.00055	0.4	01Jan2000, 00:54	0.1	1R	0.00055	0.3	01Jan2000, 01:27	0.1
1S	0.0005	0.6	01Jan2000, 00:48	0.1	1S	0.0005	0.4	01Jan2000, 01:09	0.1
10A	0.00054	0.6	01Jan2000, 01:06	0.1	10A	0.00054	0.4	01Jan2000, 01:33	0.1
10B	0.00085	1	01Jan2000, 01:03	0.1	10B	0.00085	0.7	01Jan2000, 01:27	0.2
10C	0.00027	0.4	01Jan2000, 00:33	0	10C	0.00027	0.2	01Jan2000, 01:03	0
10D	0.00012	0.2	01Jan2000, 00:30	0	10D	0.00012	0.1	01Jan2000, 01:00	0
10E	0.0001	0.2	01Jan2000, 00:18	0	10E	0.0001	0.1	01Jan2000, 00:39	0
11A	0.00039	0.5	01Jan2000, 00:51	0.1	11A	0.00039	0.3	01Jan2000, 01:12	0.1
11AA	0.00014	0.2	01Jan2000, 00:18	0	11AA	0.00014	0.1	01Jan2000, 00:39	0
11AA2	0.00008	0.1	01Jan2000, 00:33	0	11AA2	0.00008	0.1	01Jan2000, 01:00	0
11AB	0.00126	1.7	01Jan2000, 00:51	0.2	11AB	0.00126	1.1	01Jan2000, 01:12	0.2
11AC	0.00032	0.5	01Jan2000, 00:48	0.1	11AC	0.00032	0.3	01Jan2000, 01:09	0.1
11AD	0.00127	1.9	01Jan2000, 00:39	0.2	11AD	0.00127	1.2	01Jan2000, 01:03	0.2
11AD2	0.00012	0.2	01Jan2000, 00:18	0	11AD2	0.00012	0.1	01Jan2000, 00:33	0
11AE	0.00471	5.4	01Jan2000, 00:54	0.7	11AE	0.00471	3.8	01Jan2000, 01:24	0.9
11AF	0.00076	1.1	01Jan2000, 00:42	0.1	11AF	0.00076	0.7	01Jan2000, 01:06	0.1
11AF2	0.00016	0.2	01Jan2000, 00:45	0	11AF2	0.00016	0.2	01Jan2000, 01:06	0
11AG	0.00101	1.5	01Jan2000, 00:39	0.2	11AG	0.00101	0.9	01Jan2000, 01:03	0.2
11AH	0.00163	2.7	01Jan2000, 00:36	0.3	11AH	0.00163	1.6	01Jan2000, 00:51	0.3
11AI	0.00094	1.4	01Jan2000, 00:42	0.2	11AI	0.00094	0.9	01Jan2000, 01:03	0.2
11AJ	0.00101	1.4	01Jan2000, 00:45	0.2	11AJ	0.00101	0.9	01Jan2000, 01:09	0.2
11AK	0.0008	1	01Jan2000, 00:54	0.1	11AK	0.0008	0.7	01Jan2000, 01:21	0.1

11AL	0.00142	1.9	01Jan2000, 00:42	0.2	11AL	0.00142	1.2	01Jan2000, 01:06	0.3
11AL2	0.00006	0.1	01Jan2000, 00:18	0	11AL2	0.00006	0.1	01Jan2000, 00:33	0
11AM	0.00016	0.3	01Jan2000, 00:30	0	11AM	0.00016	0.2	01Jan2000, 01:00	0
11AN	0.00035	0.6	01Jan2000, 00:21	0.1	11AN	0.00035	0.4	01Jan2000, 00:39	0.1
11AO	0.00409	6.1	01Jan2000, 00:45	0.7	11AO	0.00409	3.9	01Jan2000, 01:06	0.8
11AP	0.00664	7.9	01Jan2000, 01:03	1	11AP	0.00664	5.6	01Jan2000, 01:27	1.2
11AQ	0.00022	0.3	01Jan2000, 00:45	0	11AQ	0.00022	0.2	01Jan2000, 01:06	0
11AR	0.00021	0.3	01Jan2000, 00:30	0	11AR	0.00021	0.2	01Jan2000, 01:00	0
11AS	0.00095	0.8	01Jan2000, 01:18	0.1	11AS	0.00095	0.6	01Jan2000, 01:48	0.1
11AT	0.00027	0.4	01Jan2000, 00:30	0	11AT	0.00027	0.3	01Jan2000, 00:39	0.1
11AU	0.00029	0.4	01Jan2000, 00:36	0	11AU	0.00029	0.3	01Jan2000, 01:03	0.1
11AV	0.00053	0.9	01Jan2000, 00:21	0.1	11AV	0.00053	0.5	01Jan2000, 00:39	0.1
11AW	0.00004	0.1	01Jan2000, 00:18	0	11AW	0.00004	0	01Jan2000, 00:39	0
11AX	0.00264	3.7	01Jan2000, 00:54	0.5	11AX	0.00264	2.5	01Jan2000, 01:15	0.5
11AY	0.03839	44.3	01Jan2000, 01:00	5.7	11AY	0.03839	30.8	01Jan2000, 01:27	6.9
11AZ	0.11465	122.7	01Jan2000, 01:18	18.5	11AZ	0.11465	91.8	01Jan2000, 01:42	21.9
11B	0.00032	0.5	01Jan2000, 00:36	0.1	11B	0.00032	0.3	01Jan2000, 01:03	0.1
11BA	0.04317	40.9	01Jan2000, 01:12	6	11BA	0.04317	30.3	01Jan2000, 01:42	7.2
11C	0.00839	10.6	01Jan2000, 00:48	1.2	11C	0.00839	6.9	01Jan2000, 01:09	1.5
11D	0.00089	1.3	01Jan2000, 00:30	0.1	11D	0.00089	0.8	01Jan2000, 01:00	0.2
11E	0.00064	0.8	01Jan2000, 00:48	0.1	11E	0.00064	0.5	01Jan2000, 01:12	0.1
11F	0.00229	2.7	01Jan2000, 00:51	0.3	11F	0.00229	1.8	01Jan2000, 01:15	0.4
11F2	0.00009	0.1	01Jan2000, 00:48	0	11F2	0.00009	0.1	01Jan2000, 01:12	0
11G	0.00185	2.4	01Jan2000, 00:45	0.3	11G	0.00185	1.5	01Jan2000, 01:06	0.3
11H	0.00031	0.5	01Jan2000, 00:39	0.1	11H	0.00031	0.3	01Jan2000, 01:03	0.1
11I	0.00014	0.2	01Jan2000, 00:18	0	11I	0.00014	0.1	01Jan2000, 00:33	0
11J	0.00027	0.4	01Jan2000, 00:39	0	11J	0.00027	0.2	01Jan2000, 01:03	0
11K	0.0004	0.5	01Jan2000, 01:00	0.1	11K	0.0004	0.3	01Jan2000, 01:27	0.1
11L	0.00019	0.3	01Jan2000, 00:45	0	11L	0.00019	0.2	01Jan2000, 01:09	0
11M	0.00067	0.6	01Jan2000, 01:12	0.1	11M	0.00067	0.5	01Jan2000, 01:42	0.1
11N	0.00073	0.9	01Jan2000, 00:51	0.1	11N	0.00073	0.6	01Jan2000, 01:18	0.1
11O	0.00018	0.3	01Jan2000, 00:42	0	11O	0.00018	0.2	01Jan2000, 01:06	0
11P	0.00098	1	01Jan2000, 01:03	0.1	11P	0.00098	0.7	01Jan2000, 01:30	0.2
11Q	0.00021	0.3	01Jan2000, 00:36	0	11Q	0.00021	0.2	01Jan2000, 01:00	0
11R	0.00094	1.2	01Jan2000, 00:51	0.1	11R	0.00094	0.8	01Jan2000, 01:15	0.2
11S	0.0002	0.3	01Jan2000, 00:48	0	11S	0.0002	0.2	01Jan2000, 01:09	0
11T	0.00063	0.8	01Jan2000, 00:54	0.1	11T	0.00063	0.5	01Jan2000, 01:21	0.1
11U	0.00048	0.5	01Jan2000, 01:03	0.1	11U	0.00048	0.3	01Jan2000, 01:33	0.1
11U2	0.0002	0.2	01Jan2000, 00:54	0	11U2	0.0002	0.2	01Jan2000, 01:24	0
11V	0.00033	0.4	01Jan2000, 00:57	0.1	11V	0.00033	0.3	01Jan2000, 01:21	0.1
11W	0.00007	0.1	01Jan2000, 00:18	0	11W	0.00007	0.1	01Jan2000, 00:39	0
11X	0.00321	3.5	01Jan2000, 00:51	0.5	11X	0.00321	2.5	01Jan2000, 01:24	0.6
11Y	0.00067	0.9	01Jan2000, 00:51	0.1	11Y	0.00067	0.6	01Jan2000, 01:12	0.1
11Z	0.00243	2.8	01Jan2000, 00:48	0.4	11Z	0.00243	1.9	01Jan2000, 01:21	0.4
11Z2	0.00023	0.3	01Jan2000, 00:42	0	11Z2	0.00023	0.2	01Jan2000, 01:06	0
2A	0.00113	1.5	01Jan2000, 00:45	0.2	2A	0.00113	1	01Jan2000, 01:09	0.2
2B	0.00688	7.1	01Jan2000, 00:48	0.8	2B	0.00688	4.7	01Jan2000, 01:24	1
2C	0.00015	0.2	01Jan2000, 00:42	0	2C	0.00015	0.1	01Jan2000, 01:06	0
2D	0.00011	0.2	01Jan2000, 00:30	0	2D	0.00011	0.1	01Jan2000, 00:39	0

2E	0.00012	0.2	01Jan2000, 00:30	0	2E	0.00012	0.1	01Jan2000, 01:00	0
2F	0.00036	0.6	01Jan2000, 00:30	0.1	2F	0.00036	0.3	01Jan2000, 01:00	0.1
2G	0.00065	1.1	01Jan2000, 00:30	0.1	2G	0.00065	0.6	01Jan2000, 01:00	0.1
2H	0.00018	0.3	01Jan2000, 00:18	0	2H	0.00018	0.2	01Jan2000, 00:39	0
2I	0.00019	0.3	01Jan2000, 00:42	0	2I	0.00019	0.2	01Jan2000, 01:06	0
2K	0.00045	0.7	01Jan2000, 00:36	0.1	2K	0.00045	0.4	01Jan2000, 01:00	0.1
2L	0.00074	1.1	01Jan2000, 00:42	0.1	2L	0.00074	0.7	01Jan2000, 01:03	0.1
2M	0.00004	0.1	01Jan2000, 00:30	0	2M	0.00004	0	01Jan2000, 01:00	0
2N	0.00013	0.2	01Jan2000, 00:30	0	2N	0.00013	0.1	01Jan2000, 01:00	0
2O	0.00013	0.2	01Jan2000, 00:30	0	2O	0.00013	0.1	01Jan2000, 01:00	0
2P	0.00035	0.6	01Jan2000, 00:30	0.1	2P	0.00035	0.3	01Jan2000, 00:39	0.1
2Q	0.00015	0.3	01Jan2000, 00:21	0	2Q	0.00015	0.1	01Jan2000, 00:39	0
2R	0.00003	0.1	01Jan2000, 00:18	0	2R	0.00003	0	01Jan2000, 00:39	0
2S	0.00019	0.3	01Jan2000, 00:18	0	2S	0.00019	0.2	01Jan2000, 00:39	0
2T	0.00017	0.3	01Jan2000, 00:18	0	2T	0.00017	0.2	01Jan2000, 00:39	0
2U	0.00035	0.6	01Jan2000, 00:18	0.1	2U	0.00035	0.4	01Jan2000, 00:39	0.1
2V	0.00021	0.4	01Jan2000, 00:18	0	2V	0.00021	0.2	01Jan2000, 00:39	0
2W	0.00009	0.2	01Jan2000, 00:30	0	2W	0.00009	0.1	01Jan2000, 00:39	0
3A	0.00017	0.3	01Jan2000, 00:18	0	3A	0.00017	0.2	01Jan2000, 00:39	0
3B	0.00025	0.4	01Jan2000, 00:18	0	3B	0.00025	0.3	01Jan2000, 00:39	0.1
3C	0.00014	0.2	01Jan2000, 00:18	0	3C	0.00014	0.1	01Jan2000, 00:33	0
3D	0.0005	0.8	01Jan2000, 00:33	0.1	3D	0.0005	0.5	01Jan2000, 01:00	0.1
4A	0.00025	0.4	01Jan2000, 00:30	0	4A	0.00025	0.2	01Jan2000, 01:00	0
4B	0.00024	0.4	01Jan2000, 00:30	0	4B	0.00024	0.2	01Jan2000, 01:00	0
4C	0.00014	0.2	01Jan2000, 00:30	0	4C	0.00014	0.1	01Jan2000, 01:00	0
4D	0.00007	0.1	01Jan2000, 00:18	0	4D	0.00007	0.1	01Jan2000, 00:33	0
4E	0.00077	1.1	01Jan2000, 00:39	0.1	4E	0.00077	0.7	01Jan2000, 01:03	0.1
4F	0.00017	0.3	01Jan2000, 00:18	0	4F	0.00017	0.2	01Jan2000, 00:33	0
4G	0.0001	0.2	01Jan2000, 00:18	0	4G	0.0001	0.1	01Jan2000, 00:33	0
4H	0.00025	0.4	01Jan2000, 00:18	0	4H	0.00025	0.3	01Jan2000, 00:39	0.1
4I	0.00084	1.3	01Jan2000, 00:39	0.1	4I	0.00084	0.8	01Jan2000, 01:00	0.2
4J	0.00034	0.5	01Jan2000, 00:30	0.1	4J	0.00034	0.3	01Jan2000, 01:00	0.1
4K	0.00017	0.3	01Jan2000, 00:30	0	4K	0.00017	0.2	01Jan2000, 01:00	0
4L	0.00015	0.2	01Jan2000, 00:30	0	4L	0.00015	0.1	01Jan2000, 01:00	0
4M	0.00009	0.2	01Jan2000, 00:18	0	4M	0.00009	0.1	01Jan2000, 00:39	0
4N	0.00154	2.3	01Jan2000, 00:30	0.2	4N	0.00154	1.4	01Jan2000, 01:00	0.3
5A	0.00018	0.3	01Jan2000, 00:18	0	5A	0.00018	0.2	01Jan2000, 00:39	0
5B	0.00173	2.5	01Jan2000, 00:39	0.3	5B	0.00173	1.6	01Jan2000, 01:03	0.3
5C	0.00027	0.5	01Jan2000, 00:24	0	5C	0.00027	0.3	01Jan2000, 00:39	0.1
5D	0.00107	1.4	01Jan2000, 00:45	0.2	5D	0.00107	0.9	01Jan2000, 01:09	0.2
5D2	0.0002	0.3	01Jan2000, 00:33	0	5D2	0.0002	0.2	01Jan2000, 01:00	0
5D3	0.00008	0.1	01Jan2000, 00:39	0	5D3	0.00008	0.1	01Jan2000, 01:00	0
5E	0.0005	0.5	01Jan2000, 00:54	0.1	5E	0.0005	0.3	01Jan2000, 01:24	0.1
5F	0.00883	8.5	01Jan2000, 00:57	1.2	5F	0.00883	6.2	01Jan2000, 01:27	1.5
6A	0.00014	0.2	01Jan2000, 00:21	0	6A	0.00014	0.1	01Jan2000, 00:39	0
6B	0.00405	4.8	01Jan2000, 00:51	0.6	6B	0.00405	3.2	01Jan2000, 01:18	0.7
6C	0.00007	0.1	01Jan2000, 00:18	0	6C	0.00007	0.1	01Jan2000, 00:33	0
6D	0.00021	0.2	01Jan2000, 00:45	0	6D	0.00021	0.1	01Jan2000, 01:21	0
6E	0.00023	0.3	01Jan2000, 00:42	0	6E	0.00023	0.2	01Jan2000, 01:06	0

6F	0.00018	0.2	01Jan2000, 00:36	0	6F	0.00018	0.2	01Jan2000, 01:03	0
6G	0.00658	6.3	01Jan2000, 00:54	0.9	6G	0.00658	4.6	01Jan2000, 01:24	1
6H	0.00019	0.2	01Jan2000, 00:42	0	6H	0.00019	0.2	01Jan2000, 01:06	0
6I	0.00052	0.6	01Jan2000, 00:48	0.1	6I	0.00052	0.4	01Jan2000, 01:12	0.1
6J	0.00009	0.2	01Jan2000, 00:18	0	6J	0.00009	0.1	01Jan2000, 00:33	0
6K	0.00006	0.1	01Jan2000, 00:18	0	6K	0.00006	0.1	01Jan2000, 00:33	0
6L	0.00007	0.1	01Jan2000, 00:18	0	6L	0.00007	0.1	01Jan2000, 00:33	0
6M	0.00007	0.1	01Jan2000, 00:18	0	6M	0.00007	0.1	01Jan2000, 00:33	0
6N	0.0001	0.2	01Jan2000, 00:18	0	6N	0.0001	0.1	01Jan2000, 00:33	0
6O	0.00017	0.3	01Jan2000, 00:21	0	6O	0.00017	0.2	01Jan2000, 00:39	0
6P	0.00017	0.3	01Jan2000, 00:21	0	6P	0.00017	0.2	01Jan2000, 00:39	0
6Q	0.00012	0.2	01Jan2000, 00:21	0	6Q	0.00012	0.1	01Jan2000, 00:39	0
6R	0.00009	0.1	01Jan2000, 00:33	0	6R	0.00009	0.1	01Jan2000, 01:00	0
6S	0.00013	0.2	01Jan2000, 00:21	0	6S	0.00013	0.1	01Jan2000, 00:39	0
6T	0.00013	0.2	01Jan2000, 00:21	0	6T	0.00013	0.1	01Jan2000, 00:39	0
7A	0.00269	3.1	01Jan2000, 00:54	0.4	7A	0.00269	2.1	01Jan2000, 01:21	0.5
7B	0.00146	1.8	01Jan2000, 00:45	0.2	7B	0.00146	1.2	01Jan2000, 01:09	0.2
7C	0.0005	0.6	01Jan2000, 00:45	0.1	7C	0.0005	0.4	01Jan2000, 01:09	0.1
7D	0.00027	0.3	01Jan2000, 00:48	0	7D	0.00027	0.2	01Jan2000, 01:12	0
7E	0.00023	0.3	01Jan2000, 00:48	0	7E	0.00023	0.2	01Jan2000, 01:09	0
7F	0.00008	0.1	01Jan2000, 00:21	0	7F	0.00008	0.1	01Jan2000, 00:39	0
7G	0.00008	0.1	01Jan2000, 00:36	0	7G	0.00008	0.1	01Jan2000, 01:03	0
7H	0.0002	0.3	01Jan2000, 00:21	0	7H	0.0002	0.2	01Jan2000, 00:39	0
7I	0.00029	0.3	01Jan2000, 00:45	0	7I	0.00029	0.2	01Jan2000, 01:21	0
7I2	0.0001	0.2	01Jan2000, 00:18	0	7I2	0.0001	0.1	01Jan2000, 00:33	0
7J	0.00052	0.6	01Jan2000, 00:51	0.1	7J	0.00052	0.4	01Jan2000, 01:21	0.1
7K	0.00855	7.9	01Jan2000, 01:00	1.1	7K	0.00855	5.8	01Jan2000, 01:27	1.4
7L	0.00007	0.1	01Jan2000, 00:18	0	7L	0.00007	0.1	01Jan2000, 00:39	0
7M	0.00012	0.2	01Jan2000, 00:18	0	7M	0.00012	0.1	01Jan2000, 00:33	0
8A	0.00012	0.2	01Jan2000, 00:36	0	8A	0.00012	0.1	01Jan2000, 01:00	0
8A2	0.00009	0.2	01Jan2000, 00:18	0	8A2	0.00009	0.1	01Jan2000, 00:33	0
8B	0.00056	0.6	01Jan2000, 00:54	0.1	8B	0.00056	0.4	01Jan2000, 01:24	0.1
8B2	0.00051	0.6	01Jan2000, 00:48	0.1	8B2	0.00051	0.4	01Jan2000, 01:18	0.1
8C	0.00017	0.3	01Jan2000, 00:18	0	8C	0.00017	0.2	01Jan2000, 00:39	0
8C2	0.00011	0.2	01Jan2000, 00:18	0	8C2	0.00011	0.1	01Jan2000, 00:33	0
8D	0.00066	0.7	01Jan2000, 00:48	0.1	8D	0.00066	0.5	01Jan2000, 01:21	0.1
8D2	0.00034	0.4	01Jan2000, 00:45	0	8D2	0.00034	0.3	01Jan2000, 01:09	0.1
8E	0.0001	0.2	01Jan2000, 00:21	0	8E	0.0001	0.1	01Jan2000, 00:39	0
8F	0.00054	0.7	01Jan2000, 00:45	0.1	8F	0.00054	0.4	01Jan2000, 01:09	0.1
8G	0.00011	0.2	01Jan2000, 00:30	0	8G	0.00011	0.1	01Jan2000, 00:39	0
8H	0.00047	0.5	01Jan2000, 00:57	0.1	8H	0.00047	0.3	01Jan2000, 01:27	0.1
8I	0.00017	0.3	01Jan2000, 00:30	0	8I	0.00017	0.2	01Jan2000, 00:39	0
8J	0.00049	0.7	01Jan2000, 00:48	0.1	8J	0.00049	0.4	01Jan2000, 01:09	0.1
8K	0.00025	0.4	01Jan2000, 00:21	0	8K	0.00025	0.2	01Jan2000, 00:39	0.1
8L	0.00016	0.3	01Jan2000, 00:18	0	8L	0.00016	0.2	01Jan2000, 00:39	0
8M	0.00024	0.2	01Jan2000, 00:45	0	8M	0.00024	0.2	01Jan2000, 01:21	0
9A	0.00196	2.8	01Jan2000, 00:45	0.3	9A	0.00196	1.8	01Jan2000, 01:09	0.4
9B	0.00131	1.9	01Jan2000, 00:30	0.2	9B	0.00131	1.1	01Jan2000, 01:00	0.2
9C	0.00016	0.2	01Jan2000, 00:33	0	9C	0.00016	0.2	01Jan2000, 01:00	0

9C2	0.00012	0.2	01Jan2000, 00:33	0	9C2	0.00012	0.1	01Jan2000, 01:00	0
9D	0.00014	0.2	01Jan2000, 00:18	0	9D	0.00014	0.1	01Jan2000, 00:33	0
9E	0.0013	1.9	01Jan2000, 00:39	0.2	9E	0.0013	1.2	01Jan2000, 01:03	0.2
9F	0.00279	4.5	01Jan2000, 00:30	0.5	9F	0.00279	2.7	01Jan2000, 01:00	0.5
9G	0.00073	0.9	01Jan2000, 00:45	0.1	9G	0.00073	0.6	01Jan2000, 01:06	0.1
9H	0.00033	0.5	01Jan2000, 00:36	0.1	9H	0.00033	0.3	01Jan2000, 01:03	0.1
9I	0.00081	1	01Jan2000, 00:42	0.1	9I	0.00081	0.7	01Jan2000, 01:06	0.1
9J	0.00019	0.3	01Jan2000, 00:21	0	9J	0.00019	0.2	01Jan2000, 00:39	0

10YR12HR				
Hydrologic Element	Drainage Area (MI2)	Peak Discharge (CFS)	Time of Peak	Volume (AC-FT)
DEP 1C	0.00268	1.4	01Jan2000, 05:03	0.6
DEP 1E	0.00682	3.3	01Jan2000, 05:06	1.5
DEP 11AE	0.00471	2.3	01Jan2000, 05:06	1
DEP 11Z	0.00243	1.2	01Jan2000, 05:03	0.5
DEP 5F	0.00883	4	01Jan2000, 05:09	1.7
DEP 6G	0.00658	2.9	01Jan2000, 05:09	1.3
DEP 7K	0.00855	3.8	01Jan2000, 05:09	1.6
DET 11X	0.00321	1.5	01Jan2000, 05:03	0.7
EX STR 1	0.00149	0.7	01Jan2000, 05:03	0.3
EX STR 11	0.00004	0	01Jan2000, 05:00	0
EX STR 12	0.00013	0.1	01Jan2000, 05:00	0
EX STR 13	0.00013	0.1	01Jan2000, 05:00	0
EX STR 14	0.00827	3.7	01Jan2000, 05:00	1.6
EX STR 15	0.00842	3.8	01Jan2000, 05:00	1.6
EX STR 16	0.0005	0.3	01Jan2000, 05:00	0.1
EX STR 17	0.00025	0.1	01Jan2000, 05:00	0.1
EX STR 18	0.00024	0.1	01Jan2000, 05:00	0.1
EX STR 19	0.00021	0.1	01Jan2000, 05:00	0
EX STR 2	0.00417	2.1	01Jan2000, 05:03	0.9
EX STR 20	0.00007	0	01Jan2000, 04:54	0
EX STR 21	0.00077	0.4	01Jan2000, 05:00	0.2
EX STR 22	0.00317	1.6	01Jan2000, 05:00	0.7
EX STR 23	0.00276	1.4	01Jan2000, 05:00	0.6
EX STR 24	0.0024	1.2	01Jan2000, 05:00	0.5
EX STR 25	0.00231	1.2	01Jan2000, 05:00	0.5
EX STR 27	0.00196	1	01Jan2000, 05:03	0.5
EX STR 28	0.0013	0.7	01Jan2000, 05:00	0.3
EX STR 28-2	0.00426	2.2	01Jan2000, 05:00	1
EX STR 29	0.001	0.5	01Jan2000, 05:00	0.2
EX STR 3	0.00425	2.1	01Jan2000, 05:00	0.9
EX STR 30	0.00019	0.1	01Jan2000, 05:00	0
EX STR 31	0.00839	4.1	01Jan2000, 05:03	1.7
EX STR 32	0.00992	4.8	01Jan2000, 05:00	2.1
EX STR 32-2	0.01051	5.1	01Jan2000, 05:00	2.2
EX STR 33	0.00064	0.3	01Jan2000, 05:03	0.1
EX STR 34	0.0004	0.2	01Jan2000, 05:12	0.1
EX STR 35	0.00059	0.3	01Jan2000, 05:06	0.1
EX STR 36	0.00094	0.5	01Jan2000, 05:06	0.2
EX STR 37	0.01165	5.7	01Jan2000, 05:00	2.4
EX STR 38	0.00321	1.5	01Jan2000, 05:03	0.7
EX STR 39	0.00101	0.5	01Jan2000, 05:00	0.2
EX STR 4	0.01107	5.4	01Jan2000, 05:03	2.4
EX STR 40	0.00163	0.9	01Jan2000, 05:00	0.4
EX STR 41	0.00035	0.2	01Jan2000, 05:00	0.1
EX STR 41-2	0.00136	0.7	01Jan2000, 05:00	0.3

10YR120HR				
Hydrologic Element	Drainage Area (MI2)	Peak Discharge (CFS)	Time of Peak	Volume (AC-FT)
DEP 1C	0.00268	0.3	05Jan2000, 09:00	0.9
DEP 1E	0.00682	0.6	05Jan2000, 09:00	2.2
DEP 11AE	0.00471	0.4	05Jan2000, 09:00	1.6
DEP 11Z	0.00243	0.2	05Jan2000, 09:00	0.8
DEP 5F	0.00883	0.8	05Jan2000, 09:00	2.7
DEP 6G	0.00658	0.6	05Jan2000, 09:00	2
DEP 7K	0.00855	0.8	05Jan2000, 09:00	2.6
DET 11X	0.00321	0.3	05Jan2000, 09:00	1
EX STR 1	0.00149	0.1	05Jan2000, 09:00	0.5
EX STR 11	0.00004	0	05Jan2000, 09:00	0
EX STR 12	0.00013	0	05Jan2000, 09:00	0
EX STR 13	0.00013	0	05Jan2000, 09:00	0
EX STR 14	0.00827	0.8	05Jan2000, 09:00	2.5
EX STR 15	0.00842	0.8	05Jan2000, 09:00	2.5
EX STR 16	0.0005	0	05Jan2000, 09:00	0.2
EX STR 17	0.00025	0	05Jan2000, 09:00	0.1
EX STR 18	0.00024	0	05Jan2000, 09:00	0.1
EX STR 19	0.00021	0	05Jan2000, 09:00	0.1
EX STR 2	0.00417	0.4	05Jan2000, 09:00	1.4
EX STR 20	0.00007	0	05Jan2000, 06:12	0
EX STR 21	0.00077	0.1	05Jan2000, 09:00	0.3
EX STR 22	0.00317	0.3	05Jan2000, 09:00	1.1
EX STR 23	0.00276	0.3	05Jan2000, 09:00	0.9
EX STR 24	0.0024	0.2	05Jan2000, 09:00	0.8
EX STR 25	0.00231	0.2	05Jan2000, 09:00	0.8
EX STR 27	0.00196	0.2	05Jan2000, 09:00	0.7
EX STR 28	0.0013	0.1	05Jan2000, 09:00	0.4
EX STR 28-2	0.00426	0.4	05Jan2000, 09:00	1.5
EX STR 29	0.001	0.1	05Jan2000, 09:00	0.3
EX STR 3	0.00425	0.4	05Jan2000, 09:00	1.4
EX STR 30	0.00019	0	05Jan2000, 09:00	0.1
EX STR 31	0.00839	0.8	05Jan2000, 09:00	2.7
EX STR 32	0.00992	0.9	05Jan2000, 09:00	3.2
EX STR 32-2	0.01051	1	05Jan2000, 09:00	3.4
EX STR 33	0.00064	0.1	05Jan2000, 09:00	0.2
EX STR 34	0.0004	0	05Jan2000, 09:00	0.1
EX STR 35	0.00059	0.1	05Jan2000, 09:00	0.2
EX STR 36	0.00094	0.1	05Jan2000, 09:00	0.3
EX STR 37	0.01165	1.1	05Jan2000, 09:00	3.8
EX STR 38	0.00321	0.3	05Jan2000, 09:00	1
EX STR 39	0.00101	0.1	05Jan2000, 09:00	0.3
EX STR 4	0.01107	1	05Jan2000, 09:00	3.7
EX STR 40	0.00163	0.2	05Jan2000, 09:00	0.6
EX STR 41	0.00035	0	05Jan2000, 09:00	0.1
EX STR 41-2	0.00136	0.1	05Jan2000, 09:00	0.5

EX STR 42	0.2003	95.5	01Jan2000, 05:18	43.2	EX STR 42	0.2003	18.8	05Jan2000, 09:00	66.5
EX STR 42-2	0.20166	96.1	01Jan2000, 05:18	43.6	EX STR 42-2	0.20166	19	05Jan2000, 09:00	66.9
EX STR 43	0.00664	3.3	01Jan2000, 05:12	1.5	EX STR 43	0.00664	0.6	05Jan2000, 09:00	2.2
EX STR 43-2	0.22158	105.5	01Jan2000, 05:18	47.8	EX STR 43-2	0.22158	20.8	05Jan2000, 09:00	73.5
EX STR 44	0.00029	0.1	01Jan2000, 05:00	0.1	EX STR 44	0.00029	0	05Jan2000, 09:00	0.1
EX STR 45	0.00053	0.3	01Jan2000, 05:00	0.1	EX STR 45	0.00053	0.1	05Jan2000, 09:00	0.2
EX STR 45-2	0.25394	120.8	01Jan2000, 05:12	54.7	EX STR 45-2	0.25394	23.9	05Jan2000, 09:00	84.2
EX STR 46	0.00004	0	01Jan2000, 05:00	0	EX STR 46	0.00004	0	05Jan2000, 09:00	0
EX STR 47	0.00268	1.4	01Jan2000, 05:06	0.6	EX STR 47	0.00268	0.3	05Jan2000, 09:00	0.9
EX STR 47-2	0.25662	122.2	01Jan2000, 05:12	55.4	EX STR 47-2	0.25662	24.1	05Jan2000, 09:00	85.1
EX STR 48	0.19621	93.5	01Jan2000, 05:21	42.3	EX STR 48	0.19621	18.5	05Jan2000, 09:00	65
EX STR 49	0.15782	75.3	01Jan2000, 05:24	34.2	EX STR 49	0.15782	14.9	05Jan2000, 09:00	52.5
EX STR 5	0.00688	3	01Jan2000, 05:03	1.2	EX STR 5	0.00688	0.6	05Jan2000, 09:00	2
EX STR 50	0.04317	19.5	01Jan2000, 05:21	8.5	EX STR 50	0.04317	4	05Jan2000, 09:03	13.5
EX STR 6	0.00707	3.1	01Jan2000, 05:03	1.3	EX STR 6	0.00707	0.6	05Jan2000, 09:00	2.1
EX STR 7	0.00731	3.2	01Jan2000, 05:00	1.3	EX STR 7	0.00731	0.7	05Jan2000, 09:00	2.2
EX STR 8	0.00756	3.4	01Jan2000, 05:00	1.4	EX STR 8	0.00756	0.7	05Jan2000, 09:00	2.2
EX STR 9	0.00792	3.5	01Jan2000, 05:00	1.5	EX STR 9	0.00792	0.7	05Jan2000, 09:00	2.4
J-S101	1E-07	0	01Jan2000, 04:57	0	J-S101	1E-07	0	05Jan2000, 06:39	0
J-S601	1E-07	0	01Jan2000, 04:57	0	J-S601	1E-07	0	05Jan2000, 06:39	0
J-S602	1E-07	0	01Jan2000, 04:57	0	J-S602	1E-07	0	05Jan2000, 06:39	0
OUTLET 1 - S122	0.01747	8.2	01Jan2000, 05:03	3.5	OUTLET 1 - S122	0.01747	1.6	05Jan2000, 08:57	5.6
OUTLET 10	0.00188	0.9	01Jan2000, 04:57	0.4	OUTLET 10	0.00188	0.2	05Jan2000, 08:57	0.6
OUTLET 11	0.25662	122.2	01Jan2000, 05:09	55.4	OUTLET 11	0.25662	24.1	05Jan2000, 08:57	85.1
OUTLET 2 - S205	0.0128	6	01Jan2000, 04:57	2.6	OUTLET 2 - S205	0.0128	1.2	05Jan2000, 08:57	4.1
OUTLET 3A - S209	0.00056	0.3	01Jan2000, 04:57	0.1	OUTLET 3A - S209	0.00056	0.1	05Jan2000, 08:57	0.2
OUTLET 3B - S1001	0.0005	0.3	01Jan2000, 04:57	0.1	OUTLET 3B - S1001	0.0005	0	05Jan2000, 08:57	0.2
OUTLET 4 - S213	0.00512	2.6	01Jan2000, 04:57	1.1	OUTLET 4 - S213	0.00512	0.5	05Jan2000, 08:57	1.7
OUTLET 5 - S224	0.01286	5.9	01Jan2000, 05:00	2.6	OUTLET 5 - S224	0.01286	1.2	05Jan2000, 08:57	4.1
OUTLET 6	0.01337	6.2	01Jan2000, 04:57	2.7	OUTLET 6	0.01337	1.2	05Jan2000, 08:57	4.2
OUTLET 7 - S409	0.01516	6.9	01Jan2000, 05:03	3	OUTLET 7 - S409	0.01516	1.4	05Jan2000, 08:57	4.7
OUTLET 8A - S511	0.00485	1.8	01Jan2000, 06:09	1	OUTLET 8A - S511	0.00485	0.5	05Jan2000, 08:57	1.6
OUTLET 8B - S528	0.00024	0.1	01Jan2000, 05:00	0	OUTLET 8B - S528	0.00024	0	05Jan2000, 08:57	0.1
OUTLET 9 - S525	0.00984	3.8	01Jan2000, 06:03	2.2	OUTLET 9 - S525	0.00984	0.9	05Jan2000, 08:57	3.3
PIPE DET OUTLET 1	0.00178	0.7	01Jan2000, 05:33	0.3	PIPE DET OUTLET 1	0.00178	0.2	05Jan2000, 09:00	0.5
PIPE DET OUTLET 7	0.01516	6.9	01Jan2000, 05:06	3	PIPE DET OUTLET 7	0.01516	1.4	05Jan2000, 09:00	4.7

PIPE DET OUTLET 8	0.00485	1.8	01Jan2000, 06:12	1	PIPE DET OUTLET 8	0.00485	0.5	05Jan2000, 09:00	1.6
PIPE DET OUTLET 9	0.00984	3.8	01Jan2000, 06:06	2.2	PIPE DET OUTLET 9	0.00984	0.9	05Jan2000, 09:00	3.3
S1002	0.0046	2.3	01Jan2000, 05:00	1	S1002	0.0046	0.4	05Jan2000, 09:00	1.6
S1003	0.00485	2.5	01Jan2000, 05:00	1.1	S1003	0.00485	0.5	05Jan2000, 09:00	1.6
S1004	0.00074	0.4	01Jan2000, 05:00	0.2	S1004	0.00074	0.1	05Jan2000, 09:00	0.3
S1005	0.00037	0.2	01Jan2000, 05:00	0.1	S1005	0.00037	0	05Jan2000, 09:00	0.1
S1006	0.00966	4.4	01Jan2000, 05:00	1.9	S1006	0.00966	0.9	05Jan2000, 09:00	3
S1007	0.00966	4.4	01Jan2000, 05:00	1.9	S1007	0.00966	0.9	05Jan2000, 09:00	3
S1008	0.00017	0.1	01Jan2000, 05:00	0	S1008	0.00017	0	05Jan2000, 09:00	0.1
S1009	0.00983	4.5	01Jan2000, 05:00	1.9	S1009	0.00983	0.9	05Jan2000, 09:00	3
S101	1E-07	0	01Jan2000, 04:57	0	S101	1E-07	0	05Jan2000, 06:39	0
S1010	0.00045	0.2	01Jan2000, 05:00	0.1	S1010	0.00045	0	05Jan2000, 09:00	0.2
S1011	0.01028	4.8	01Jan2000, 05:00	2	S1011	0.01028	0.9	05Jan2000, 09:00	3.2
S102	0.00008	0	01Jan2000, 04:54	0	S102	0.00008	0	05Jan2000, 06:12	0
S103	0.00015	0.1	01Jan2000, 05:00	0	S103	0.00015	0	05Jan2000, 08:03	0.1
S105	0.00022	0.1	01Jan2000, 05:00	0	S105	0.00022	0	05Jan2000, 09:00	0.1
S106	0.00037	0.2	01Jan2000, 05:00	0.1	S106	0.00037	0	05Jan2000, 09:00	0.1
S107	0.00048	0.2	01Jan2000, 05:00	0.1	S107	0.00048	0	05Jan2000, 09:00	0.2
S108	0.00012	0.1	01Jan2000, 04:54	0	S108	0.00012	0	05Jan2000, 06:12	0
S109	0.00011	0.1	01Jan2000, 04:54	0	S109	0.00011	0	05Jan2000, 06:12	0
S110	0.00074	0.3	01Jan2000, 05:00	0.1	S110	0.00074	0.1	05Jan2000, 09:00	0.2
S1101	0.00018	0.1	01Jan2000, 05:00	0	S1101	0.00018	0	05Jan2000, 09:00	0.1
S1102	0.00065	0.3	01Jan2000, 05:00	0.1	S1102	0.00065	0.1	05Jan2000, 09:00	0.2
S1103	0.0091	4.2	01Jan2000, 05:00	1.7	S1103	0.0091	0.8	05Jan2000, 09:00	2.8
S111	0.00101	0.4	01Jan2000, 05:00	0.2	S111	0.00101	0.1	05Jan2000, 09:00	0.3
S112	0.0001	0	01Jan2000, 05:00	0	S112	0.0001	0	05Jan2000, 09:00	0
S113	0.00163	0.8	01Jan2000, 05:00	0.3	S113	0.00163	0.1	05Jan2000, 09:00	0.5
S114	0.00009	0	01Jan2000, 05:00	0	S114	0.00009	0	05Jan2000, 09:00	0
S115	0.00178	0.8	01Jan2000, 05:00	0.4	S115	0.00178	0.2	05Jan2000, 09:00	0.6
S116	0.00178	0.7	01Jan2000, 05:33	0.3	S116	0.00178	0.2	05Jan2000, 09:00	0.5
S117	0.00055	0.2	01Jan2000, 05:06	0.1	S117	0.00055	0	05Jan2000, 09:00	0.1
S118	0.01697	8	01Jan2000, 05:06	3.4	S118	0.01697	1.6	05Jan2000, 09:00	5.4
S119	0.0005	0.2	01Jan2000, 05:03	0.1	S119	0.0005	0	05Jan2000, 09:00	0.2
S120	0.01747	8.2	01Jan2000, 05:06	3.5	S120	0.01747	1.6	05Jan2000, 09:00	5.6
S121	0.01747	8.2	01Jan2000, 05:06	3.5	S121	0.01747	1.6	05Jan2000, 09:00	5.6
S123	0.00021	0.1	01Jan2000, 05:00	0.1	S123	0.00021	0	05Jan2000, 09:00	0.1
S124	0.00017	0.1	01Jan2000, 05:00	0	S124	0.00017	0	05Jan2000, 09:00	0.1
S201	0.0003	0.2	01Jan2000, 05:00	0.1	S201	0.0003	0	05Jan2000, 09:00	0.1
S202	0.0003	0.2	01Jan2000, 05:00	0.1	S202	0.0003	0	05Jan2000, 09:00	0.1
S203	0.00217	1.1	01Jan2000, 05:00	0.5	S203	0.00217	0.2	05Jan2000, 09:00	0.7
S204	0.0128	6	01Jan2000, 05:00	2.6	S204	0.0128	1.2	05Jan2000, 09:00	4.1
S206	0.00042	0.2	01Jan2000, 05:00	0.1	S206	0.00042	0	05Jan2000, 09:00	0.1
S207	0.00042	0.2	01Jan2000, 05:00	0.1	S207	0.00042	0	05Jan2000, 09:00	0.1
S208	0.00056	0.3	01Jan2000, 05:00	0.1	S208	0.00056	0.1	05Jan2000, 09:00	0.2
S210	0.00495	2.5	01Jan2000, 05:00	1.1	S210	0.00495	0.5	05Jan2000, 09:00	1.7
S211	0.00017	0.1	01Jan2000, 04:54	0	S211	0.00017	0	05Jan2000, 06:12	0.1
S212	0.00512	2.6	01Jan2000, 05:00	1.1	S212	0.00512	0.5	05Jan2000, 09:00	1.7

S214	0.00173	0.9	01Jan2000, 05:00	0.4	S214	0.00173	0.2	05Jan2000, 09:00	0.6
S215	0.00191	1	01Jan2000, 05:00	0.4	S215	0.00191	0.2	05Jan2000, 09:00	0.7
S216A	0.0002	0.1	01Jan2000, 05:00	0	S216A	0.0002	0	05Jan2000, 09:00	0.1
S217A	0.00028	0.1	01Jan2000, 05:00	0.1	S217A	0.00028	0	05Jan2000, 09:00	0.1
S218	0.00883	4	01Jan2000, 05:09	1.7	S218	0.00883	0.8	05Jan2000, 09:00	2.7
S219	0.00883	4	01Jan2000, 05:09	1.7	S219	0.00883	0.8	05Jan2000, 09:00	2.7
S220	0.00933	4.2	01Jan2000, 05:09	1.8	S220	0.00933	0.9	05Jan2000, 09:00	2.9
S221	0.01068	4.8	01Jan2000, 05:06	2.1	S221	0.01068	1	05Jan2000, 09:00	3.3
S222	0.01286	5.9	01Jan2000, 05:03	2.6	S222	0.01286	1.2	05Jan2000, 09:00	4.1
S223	0.01286	5.9	01Jan2000, 05:03	2.6	S223	0.01286	1.2	05Jan2000, 09:00	4.1
S225	0.01337	6.2	01Jan2000, 05:00	2.7	S225	0.01337	1.2	05Jan2000, 09:00	4.2
S226	0.01337	6.2	01Jan2000, 05:00	2.7	S226	0.01337	1.2	05Jan2000, 09:00	4.2
S227	0.00014	0.1	01Jan2000, 05:00	0	S227	0.00014	0	05Jan2000, 09:00	0
S228	0.00405	1.9	01Jan2000, 05:06	0.8	S228	0.00405	0.4	05Jan2000, 09:00	1.3
S229	0.00405	1.9	01Jan2000, 05:06	0.8	S229	0.00405	0.4	05Jan2000, 09:00	1.3
S230	0.00412	2	01Jan2000, 05:06	0.8	S230	0.00412	0.4	05Jan2000, 09:00	1.3
S301	0.0001	0.1	01Jan2000, 04:54	0	S301	0.0001	0	05Jan2000, 06:12	0
S302	0.0001	0.1	01Jan2000, 04:54	0	S302	0.0001	0	05Jan2000, 06:12	0
S303	0.00017	0.1	01Jan2000, 05:00	0	S303	0.00017	0	05Jan2000, 09:00	0.1
S304	0.00027	0.1	01Jan2000, 05:00	0.1	S304	0.00027	0	05Jan2000, 09:00	0.1
S305	0.00009	0	01Jan2000, 04:54	0	S305	0.00009	0	05Jan2000, 06:12	0
S306	0.00026	0.1	01Jan2000, 05:00	0.1	S306	0.00026	0	05Jan2000, 09:00	0.1
S307	0.00053	0.3	01Jan2000, 05:00	0.1	S307	0.00053	0.1	05Jan2000, 09:00	0.2
S308	0.00006	0	01Jan2000, 04:54	0	S308	0.00006	0	05Jan2000, 06:12	0
S309	0.00018	0.1	01Jan2000, 05:00	0	S309	0.00018	0	05Jan2000, 09:00	0.1
S310	0.00009	0	01Jan2000, 05:00	0	S310	0.00009	0	05Jan2000, 09:00	0
S311	0.0008	0.4	01Jan2000, 05:00	0.2	S311	0.0008	0.1	05Jan2000, 09:00	0.3
S312A	0.00021	0.1	01Jan2000, 05:03	0	S312A	0.00021	0	05Jan2000, 09:00	0.1
S313A	0.00044	0.2	01Jan2000, 05:03	0.1	S313A	0.00044	0	05Jan2000, 09:00	0.1
S314A	0.00062	0.3	01Jan2000, 05:00	0.1	S314A	0.00062	0.1	05Jan2000, 09:00	0.2
S315	0.0072	3.2	01Jan2000, 05:06	1.4	S315	0.0072	0.7	05Jan2000, 09:00	2.2
S316	0.0072	3.2	01Jan2000, 05:06	1.4	S316	0.0072	0.7	05Jan2000, 09:00	2.2
S317	0.00727	3.3	01Jan2000, 05:06	1.4	S317	0.00727	0.7	05Jan2000, 09:00	2.2
S318A	0.00019	0.1	01Jan2000, 05:00	0	S318A	0.00019	0	05Jan2000, 09:00	0.1
S319	0.00071	0.3	01Jan2000, 05:03	0.1	S319	0.00071	0.1	05Jan2000, 09:00	0.2
S320	0.01217	5.6	01Jan2000, 05:06	2.4	S320	0.01217	1.1	05Jan2000, 09:00	3.8
S321	0.00013	0.1	01Jan2000, 05:00	0	S321	0.00013	0	05Jan2000, 09:00	0
S322	0.01257	5.8	01Jan2000, 05:00	2.5	S322	0.01257	1.2	05Jan2000, 09:00	3.9
S323	0.01337	6.2	01Jan2000, 05:00	2.7	S323	0.01337	1.2	05Jan2000, 09:00	4.2
S324	0.00269	1.3	01Jan2000, 05:06	0.5	S324	0.00269	0.3	05Jan2000, 09:00	0.9
S325	0.00415	2	01Jan2000, 05:06	0.8	S325	0.00415	0.4	05Jan2000, 09:00	1.3
S326	0.00012	0.1	01Jan2000, 04:54	0	S326	0.00012	0	05Jan2000, 06:12	0
S327	0.00427	2	01Jan2000, 05:03	0.9	S327	0.00427	0.4	05Jan2000, 09:00	1.4
S328	0.00477	2.3	01Jan2000, 05:03	1	S328	0.00477	0.4	05Jan2000, 09:00	1.5
S329	0.00504	2.4	01Jan2000, 05:03	1	S329	0.00504	0.5	05Jan2000, 09:00	1.6
S330	0.00007	0	01Jan2000, 05:00	0	S330	0.00007	0	05Jan2000, 09:00	0
S331	0.00534	2.5	01Jan2000, 05:00	1.1	S331	0.00534	0.5	05Jan2000, 09:00	1.7
S401	0.00008	0	01Jan2000, 04:57	0	S401	0.00008	0	05Jan2000, 06:39	0
S402	0.00016	0.1	01Jan2000, 05:00	0	S402	0.00016	0	05Jan2000, 09:00	0.1

S403	0.00045	0.2	01Jan2000, 05:00	0.1	S403	0.00045	0	05Jan2000, 09:00	0.1
S404	0.0002	0.1	01Jan2000, 05:00	0	S404	0.0002	0	05Jan2000, 09:00	0.1
S405	0.0003	0.2	01Jan2000, 05:00	0.1	S405	0.0003	0	05Jan2000, 09:00	0.1
S406	0.00127	0.6	01Jan2000, 05:00	0.3	S406	0.00127	0.1	05Jan2000, 09:00	0.4
S407	0.01516	6.9	01Jan2000, 05:06	3	S407	0.01516	1.4	05Jan2000, 09:00	4.7
S408	0.01516	6.9	01Jan2000, 05:06	3	S408	0.01516	1.4	05Jan2000, 09:00	4.7
S410	0.00056	0.3	01Jan2000, 05:06	0.1	S410	0.00056	0.1	05Jan2000, 09:00	0.2
S411	0.00107	0.5	01Jan2000, 05:06	0.2	S411	0.00107	0.1	05Jan2000, 09:00	0.3
S412	0.00173	0.8	01Jan2000, 05:06	0.3	S412	0.00173	0.2	05Jan2000, 09:00	0.5
S413	0.00207	0.9	01Jan2000, 05:03	0.4	S413	0.00207	0.2	05Jan2000, 09:00	0.6
S414	0.00218	1	01Jan2000, 05:00	0.4	S414	0.00218	0.2	05Jan2000, 09:00	0.7
S415	0.00385	1.8	01Jan2000, 05:00	0.8	S415	0.00385	0.4	05Jan2000, 09:00	1.2
S416	0.00009	0	01Jan2000, 04:54	0	S416	0.00009	0	05Jan2000, 06:12	0
S417	0.00009	0	01Jan2000, 04:54	0	S417	0.00009	0	05Jan2000, 06:12	0
S418	0.00394	1.8	01Jan2000, 05:00	0.8	S418	0.00394	0.4	05Jan2000, 09:00	1.2
S419	0.00012	0.1	01Jan2000, 05:00	0	S419	0.00012	0	05Jan2000, 09:00	0
S420	0.00012	0.1	01Jan2000, 05:00	0	S420	0.00012	0	05Jan2000, 09:00	0
S421	0.00017	0.1	01Jan2000, 05:00	0	S421	0.00017	0	05Jan2000, 09:00	0.1
S422	0.00038	0.2	01Jan2000, 05:00	0.1	S422	0.00038	0	05Jan2000, 09:00	0.1
S423	0.0005	0.3	01Jan2000, 05:00	0.1	S423	0.0005	0	05Jan2000, 09:00	0.2
S501	0.00011	0.1	01Jan2000, 05:00	0	S501	0.00011	0	05Jan2000, 09:00	0
S502	0.00049	0.2	01Jan2000, 05:03	0.1	S502	0.00049	0	05Jan2000, 09:00	0.2
S503	0.00066	0.3	01Jan2000, 05:00	0.1	S503	0.00066	0.1	05Jan2000, 09:00	0.2
S504	0.00113	0.5	01Jan2000, 05:00	0.2	S504	0.00113	0.1	05Jan2000, 09:00	0.4
S505	0.00016	0.1	01Jan2000, 04:54	0	S505	0.00016	0	05Jan2000, 06:36	0.1
S506	0.0041	1.9	01Jan2000, 05:00	0.8	S506	0.0041	0.4	05Jan2000, 09:00	1.3
S507	0.00025	0.1	01Jan2000, 05:00	0.1	S507	0.00025	0	05Jan2000, 09:00	0.1
S508	0.00075	0.4	01Jan2000, 05:00	0.2	S508	0.00075	0.1	05Jan2000, 09:00	0.3
S509	0.00485	2.3	01Jan2000, 05:00	1	S509	0.00485	0.5	05Jan2000, 09:00	1.6
S510	0.00485	1.8	01Jan2000, 06:12	1	S510	0.00485	0.5	05Jan2000, 09:00	1.6
S512	0.00073	0.4	01Jan2000, 05:00	0.2	S512	0.00073	0.1	05Jan2000, 09:00	0.2
S513	0.00279	1.4	01Jan2000, 05:00	0.6	S513	0.00279	0.3	05Jan2000, 09:00	1
S514	0.00705	3.6	01Jan2000, 05:00	1.6	S514	0.00705	0.7	05Jan2000, 09:00	2.4
S515	0.00836	4.2	01Jan2000, 05:00	1.9	S515	0.00836	0.8	05Jan2000, 09:00	2.8
S516	0.00921	4.6	01Jan2000, 05:00	2	S516	0.00921	0.9	05Jan2000, 09:00	3.1
S517	0.00937	4.7	01Jan2000, 05:00	2.1	S517	0.00937	0.9	05Jan2000, 09:00	3.2
S518	0.00033	0.2	01Jan2000, 05:00	0.1	S518	0.00033	0	05Jan2000, 09:00	0.1
S519	0.00033	0.2	01Jan2000, 05:00	0.1	S519	0.00033	0	05Jan2000, 09:00	0.1
S520	0.00014	0.1	01Jan2000, 04:54	0	S520	0.00014	0	05Jan2000, 06:12	0
S521	0.00047	0.2	01Jan2000, 05:00	0.1	S521	0.00047	0	05Jan2000, 09:00	0.2
S522	0.00047	0.2	01Jan2000, 05:00	0.1	S522	0.00047	0	05Jan2000, 09:00	0.2
S523	0.00984	5	01Jan2000, 05:00	2.2	S523	0.00984	0.9	05Jan2000, 09:00	3.3
S524	0.00984	3.8	01Jan2000, 06:06	2.2	S524	0.00984	0.9	05Jan2000, 09:00	3.3
S526	0.00024	0.1	01Jan2000, 05:03	0	S526	0.00024	0	05Jan2000, 09:00	0.1
S527	0.00024	0.1	01Jan2000, 05:03	0	S527	0.00024	0	05Jan2000, 09:00	0.1
S601	1E-07	0	01Jan2000, 04:57	0	S601	1E-07	0	05Jan2000, 06:39	0
S602	1E-07	0	01Jan2000, 04:57	0	S602	1E-07	0	05Jan2000, 06:39	0
S603	1E-07	0	01Jan2000, 04:57	0	S603	1E-07	0	05Jan2000, 06:39	0
S604	0.0001	0.1	01Jan2000, 05:00	0	S604	0.0001	0	05Jan2000, 09:00	0

S605	0.00064	0.3	01Jan2000, 05:00	0.1	S605	0.00064	0.1	05Jan2000, 09:00	0.2
S606	0.00149	0.7	01Jan2000, 05:12	0.3	S606	0.00149	0.1	05Jan2000, 09:00	0.5
S607	0.00176	0.8	01Jan2000, 05:00	0.4	S607	0.00176	0.2	05Jan2000, 09:00	0.6
S608	0.00188	0.9	01Jan2000, 05:00	0.4	S608	0.00188	0.2	05Jan2000, 09:00	0.6
S609	0.00032	0.2	01Jan2000, 05:00	0.1	S609	0.00032	0	05Jan2000, 09:00	0.1
S610	0.00039	0.2	01Jan2000, 05:06	0.1	S610	0.00039	0	05Jan2000, 09:00	0.1
S611	0.00071	0.4	01Jan2000, 05:00	0.2	S611	0.00071	0.1	05Jan2000, 09:00	0.2
S612	0.00031	0.2	01Jan2000, 05:00	0.1	S612	0.00031	0	05Jan2000, 09:00	0.1
S613	0.00009	0	01Jan2000, 05:03	0	S613	0.00009	0	05Jan2000, 09:00	0
S614	0.00238	1.1	01Jan2000, 05:03	0.5	S614	0.00238	0.2	05Jan2000, 09:00	0.8
S615	0.0034	1.6	01Jan2000, 05:03	0.7	S615	0.0034	0.3	05Jan2000, 09:00	1.1
S701	0.00185	0.9	01Jan2000, 05:03	0.4	S701	0.00185	0.2	05Jan2000, 09:00	0.6
S702	0.00199	1	01Jan2000, 05:00	0.4	S702	0.00199	0.2	05Jan2000, 09:00	0.6
S703	0.00266	1.3	01Jan2000, 05:00	0.5	S703	0.00266	0.2	05Jan2000, 09:00	0.9
S704	0.00098	0.5	01Jan2000, 05:12	0.2	S704	0.00098	0.1	05Jan2000, 09:00	0.3
S705	0.00437	2.1	01Jan2000, 05:03	0.9	S705	0.00437	0.4	05Jan2000, 09:00	1.4
S706	0.00027	0.1	01Jan2000, 05:00	0.1	S706	0.00027	0	05Jan2000, 09:00	0.1
S707	0.00018	0.1	01Jan2000, 05:03	0	S707	0.00018	0	05Jan2000, 09:00	0.1
S708	0.00066	0.3	01Jan2000, 05:00	0.1	S708	0.00066	0.1	05Jan2000, 09:00	0.2
S709	0.00843	4	01Jan2000, 05:03	1.7	S709	0.00843	0.8	05Jan2000, 09:00	2.7
S710	0.00048	0.2	01Jan2000, 05:12	0.1	S710	0.00048	0	05Jan2000, 09:00	0.1
S711	0.00033	0.2	01Jan2000, 05:09	0.1	S711	0.00033	0	05Jan2000, 09:00	0.1
S712	0.00924	4.4	01Jan2000, 05:03	1.9	S712	0.00924	0.9	05Jan2000, 09:00	3
S713	0.0002	0.1	01Jan2000, 05:06	0	S713	0.0002	0	05Jan2000, 09:00	0.1
S714	0.00944	4.5	01Jan2000, 05:03	1.9	S714	0.00944	0.9	05Jan2000, 09:00	3
S715	0.00067	0.3	01Jan2000, 05:06	0.1	S715	0.00067	0.1	05Jan2000, 09:00	0.2
S716	0.0013	0.6	01Jan2000, 05:06	0.3	S716	0.0013	0.1	05Jan2000, 09:00	0.4
S717	0.01074	5.1	01Jan2000, 05:03	2.2	S717	0.01074	1	05Jan2000, 09:00	3.5
S718	0.00007	0	01Jan2000, 05:00	0	S718	0.00007	0	05Jan2000, 09:00	0
S719	0.00039	0.2	01Jan2000, 05:00	0.1	S719	0.00039	0	05Jan2000, 09:00	0.1
S720	0.01113	5.3	01Jan2000, 05:03	2.3	S720	0.01113	1	05Jan2000, 09:00	3.6
S721A	0.00008	0	01Jan2000, 05:00	0	S721A	0.00008	0	05Jan2000, 09:00	0
S722	0.00014	0.1	01Jan2000, 05:00	0	S722	0.00014	0	05Jan2000, 09:00	0
S723	0.00126	0.6	01Jan2000, 05:06	0.3	S723	0.00126	0.1	05Jan2000, 09:00	0.4
S724	0.01253	6	01Jan2000, 05:03	2.6	S724	0.01253	1.2	05Jan2000, 09:00	4.1
S726A	0.00251	1.2	01Jan2000, 05:03	0.5	S726A	0.00251	0.2	05Jan2000, 09:00	0.8
S801	0.00274	1.3	01Jan2000, 05:03	0.6	S801	0.00274	0.3	05Jan2000, 09:00	0.9
S802	0.01527	7.3	01Jan2000, 05:03	3.2	S802	0.01527	1.4	05Jan2000, 09:00	5
S803	0.00012	0.1	01Jan2000, 04:54	0	S803	0.00012	0	05Jan2000, 06:12	0
S804	0.00127	0.7	01Jan2000, 05:00	0.3	S804	0.00127	0.1	05Jan2000, 09:00	0.4
S805	0.01666	8.1	01Jan2000, 05:00	3.5	S805	0.01666	1.6	05Jan2000, 09:00	5.4
S806	0.00021	0.1	01Jan2000, 05:00	0	S806	0.00021	0	05Jan2000, 09:00	0.1
S807	0.00037	0.2	01Jan2000, 05:00	0.1	S807	0.00037	0	05Jan2000, 09:00	0.1
S808	0.00016	0.1	01Jan2000, 05:03	0	S808	0.00016	0	05Jan2000, 09:00	0.1
S809	0.00092	0.5	01Jan2000, 05:03	0.2	S809	0.00092	0.1	05Jan2000, 09:00	0.3
S810	0.00142	0.7	01Jan2000, 05:00	0.3	S810	0.00142	0.1	05Jan2000, 09:00	0.5
S811	0.00277	1.4	01Jan2000, 05:00	0.6	S811	0.00277	0.3	05Jan2000, 09:00	0.9
S812	0.00792	3.8	01Jan2000, 05:03	1.7	S812	0.00792	0.7	05Jan2000, 09:00	2.6
S813	0.00101	0.5	01Jan2000, 05:03	0.2	S813	0.00101	0.1	05Jan2000, 09:00	0.3

S814	0.00973	4.7	01Jan2000, 05:03	2.1	S814	0.00973	0.9	05Jan2000, 09:00	3.2
S815	0.02916	14.2	01Jan2000, 05:00	6.2	S815	0.02916	2.7	05Jan2000, 09:00	9.6
S816	0.00094	0.5	01Jan2000, 05:00	0.2	S816	0.00094	0.1	05Jan2000, 09:00	0.3
S817	0.22252	106	01Jan2000, 05:15	48.1	S817	0.22252	20.9	05Jan2000, 09:00	73.9
S818	0.22274	106.1	01Jan2000, 05:15	48.1	S818	0.22274	21	05Jan2000, 09:00	73.9
S819	0.22369	106.5	01Jan2000, 05:15	48.3	S819	0.22369	21	05Jan2000, 09:00	74.2
S820	0.22369	106.5	01Jan2000, 05:15	48.3	S820	0.22369	21	05Jan2000, 09:00	74.2
S821	0.00027	0.1	01Jan2000, 05:00	0.1	S821	0.00027	0	05Jan2000, 09:00	0.1
S822	0.25312	120.4	01Jan2000, 05:12	54.6	S822	0.25312	23.8	05Jan2000, 09:00	83.9
S901	0.00376	1.9	01Jan2000, 05:00	0.8	S901	0.00376	0.4	05Jan2000, 09:00	1.3
1A	0.00357	1.6	01Jan2000, 05:06	0.7	1A	0.00357	0.3	05Jan2000, 09:00	1.1
1B	0.00149	0.7	01Jan2000, 05:03	0.3	1B	0.00149	0.1	05Jan2000, 09:00	0.5
1C	0.00268	1.4	01Jan2000, 05:00	0.6	1C	0.00268	0.3	05Jan2000, 09:00	0.9
1D	0.00008	0	01Jan2000, 05:00	0	1D	0.00008	0	05Jan2000, 09:00	0
1E	0.00682	3.4	01Jan2000, 05:00	1.5	1E	0.00682	0.6	05Jan2000, 09:00	2.2
1F	0.00006	0	01Jan2000, 05:00	0	1F	0.00006	0	05Jan2000, 08:09	0
1G	0.00011	0.1	01Jan2000, 04:54	0	1G	0.00011	0	05Jan2000, 06:12	0
1H	0.00004	0	01Jan2000, 05:00	0	1H	0.00004	0	05Jan2000, 08:06	0
1I	0.00004	0	01Jan2000, 04:54	0	1I	0.00004	0	05Jan2000, 06:12	0
1J	0.00011	0.1	01Jan2000, 05:00	0	1J	0.00011	0	05Jan2000, 08:09	0
1K	0.00012	0.1	01Jan2000, 04:54	0	1K	0.00012	0	05Jan2000, 06:12	0
1L	0.00007	0	01Jan2000, 05:00	0	1L	0.00007	0	05Jan2000, 08:09	0
1M	0.00008	0	01Jan2000, 04:54	0	1M	0.00008	0	05Jan2000, 06:12	0
1N	0.00009	0	01Jan2000, 05:00	0	1N	0.00009	0	05Jan2000, 09:00	0
1O	0.0001	0	01Jan2000, 05:00	0	1O	0.0001	0	05Jan2000, 09:00	0
1P	0.00022	0.1	01Jan2000, 05:00	0	1P	0.00022	0	05Jan2000, 09:00	0.1
1Q	0.00074	0.3	01Jan2000, 05:00	0.1	1Q	0.00074	0.1	05Jan2000, 09:00	0.2
1R	0.00055	0.2	01Jan2000, 05:06	0.1	1R	0.00055	0	05Jan2000, 09:00	0.1
1S	0.0005	0.2	01Jan2000, 05:03	0.1	1S	0.0005	0	05Jan2000, 09:00	0.2
10A	0.00054	0.3	01Jan2000, 05:15	0.1	10A	0.00054	0.1	05Jan2000, 09:00	0.2
10B	0.00085	0.4	01Jan2000, 05:12	0.2	10B	0.00085	0.1	05Jan2000, 09:00	0.3
10C	0.00027	0.1	01Jan2000, 05:00	0.1	10C	0.00027	0	05Jan2000, 09:00	0.1
10D	0.00012	0.1	01Jan2000, 05:00	0	10D	0.00012	0	05Jan2000, 09:00	0
10E	0.0001	0.1	01Jan2000, 05:00	0	10E	0.0001	0	05Jan2000, 09:00	0
11A	0.00039	0.2	01Jan2000, 05:06	0.1	11A	0.00039	0	05Jan2000, 09:00	0.1
11AA	0.00014	0.1	01Jan2000, 05:00	0	11AA	0.00014	0	05Jan2000, 09:00	0
11AA2	0.00008	0	01Jan2000, 05:00	0	11AA2	0.00008	0	05Jan2000, 09:00	0
11AB	0.00126	0.6	01Jan2000, 05:06	0.3	11AB	0.00126	0.1	05Jan2000, 09:00	0.4
11AC	0.00032	0.2	01Jan2000, 05:03	0.1	11AC	0.00032	0	05Jan2000, 09:00	0.1
11AD	0.00127	0.7	01Jan2000, 05:00	0.3	11AD	0.00127	0.1	05Jan2000, 09:00	0.4
11AD2	0.00012	0.1	01Jan2000, 04:54	0	11AD2	0.00012	0	05Jan2000, 06:12	0
11AE	0.00471	2.3	01Jan2000, 05:06	1	11AE	0.00471	0.4	05Jan2000, 09:00	1.6
11AF	0.00076	0.4	01Jan2000, 05:03	0.2	11AF	0.00076	0.1	05Jan2000, 09:00	0.3
11AF2	0.00016	0.1	01Jan2000, 05:03	0	11AF2	0.00016	0	05Jan2000, 09:00	0.1
11AG	0.00101	0.5	01Jan2000, 05:00	0.2	11AG	0.00101	0.1	05Jan2000, 09:00	0.3
11AH	0.00163	0.9	01Jan2000, 05:00	0.4	11AH	0.00163	0.2	05Jan2000, 09:00	0.6
11AI	0.00094	0.5	01Jan2000, 05:00	0.2	11AI	0.00094	0.1	05Jan2000, 09:00	0.3
11AJ	0.00101	0.5	01Jan2000, 05:03	0.2	11AJ	0.00101	0.1	05Jan2000, 09:00	0.3
11AK	0.0008	0.4	01Jan2000, 05:09	0.2	11AK	0.0008	0.1	05Jan2000, 09:00	0.3

11AL	0.00142	0.7	01Jan2000, 05:00	0.3	11AL	0.00142	0.1	05Jan2000, 09:00	0.5
11AL2	0.00006	0	01Jan2000, 04:54	0	11AL2	0.00006	0	05Jan2000, 06:12	0
11AM	0.00016	0.1	01Jan2000, 05:00	0	11AM	0.00016	0	05Jan2000, 09:00	0.1
11AN	0.00035	0.2	01Jan2000, 05:00	0.1	11AN	0.00035	0	05Jan2000, 09:00	0.1
11AO	0.00409	2.1	01Jan2000, 05:03	0.9	11AO	0.00409	0.4	05Jan2000, 09:00	1.4
11AP	0.00664	3.3	01Jan2000, 05:12	1.5	11AP	0.00664	0.6	05Jan2000, 09:00	2.2
11AQ	0.00022	0.1	01Jan2000, 05:03	0	11AQ	0.00022	0	05Jan2000, 09:00	0.1
11AR	0.00021	0.1	01Jan2000, 05:00	0	11AR	0.00021	0	05Jan2000, 09:00	0.1
11AS	0.00095	0.4	01Jan2000, 05:30	0.2	11AS	0.00095	0.1	05Jan2000, 09:03	0.3
11AT	0.00027	0.1	01Jan2000, 05:00	0.1	11AT	0.00027	0	05Jan2000, 09:00	0.1
11AU	0.00029	0.1	01Jan2000, 05:00	0.1	11AU	0.00029	0	05Jan2000, 09:00	0.1
11AV	0.00053	0.3	01Jan2000, 05:00	0.1	11AV	0.00053	0.1	05Jan2000, 09:00	0.2
11AW	0.00004	0	01Jan2000, 05:00	0	11AW	0.00004	0	05Jan2000, 09:00	0
11AX	0.00264	1.4	01Jan2000, 05:06	0.6	11AX	0.00264	0.3	05Jan2000, 09:00	0.9
11AY	0.03839	18.5	01Jan2000, 05:12	8.1	11AY	0.03839	3.6	05Jan2000, 09:00	12.5
11AZ	0.11465	55.8	01Jan2000, 05:24	25.7	11AZ	0.11465	10.9	05Jan2000, 09:00	39
11B	0.00032	0.2	01Jan2000, 05:00	0.1	11B	0.00032	0	05Jan2000, 09:00	0.1
11BA	0.04317	19.5	01Jan2000, 05:21	8.5	11BA	0.04317	4	05Jan2000, 09:03	13.5
11C	0.00839	4.1	01Jan2000, 05:03	1.7	11C	0.00839	0.8	05Jan2000, 09:00	2.7
11D	0.00089	0.4	01Jan2000, 05:00	0.2	11D	0.00089	0.1	05Jan2000, 09:00	0.3
11E	0.00064	0.3	01Jan2000, 05:03	0.1	11E	0.00064	0.1	05Jan2000, 09:00	0.2
11F	0.00229	1.1	01Jan2000, 05:03	0.5	11F	0.00229	0.2	05Jan2000, 09:00	0.7
11F2	0.00009	0	01Jan2000, 05:03	0	11F2	0.00009	0	05Jan2000, 09:00	0
11G	0.00185	0.9	01Jan2000, 05:03	0.4	11G	0.00185	0.2	05Jan2000, 09:00	0.6
11H	0.00031	0.2	01Jan2000, 05:00	0.1	11H	0.00031	0	05Jan2000, 09:00	0.1
11I	0.00014	0.1	01Jan2000, 04:54	0	11I	0.00014	0	05Jan2000, 06:12	0
11J	0.00027	0.1	01Jan2000, 05:00	0.1	11J	0.00027	0	05Jan2000, 09:00	0.1
11K	0.0004	0.2	01Jan2000, 05:12	0.1	11K	0.0004	0	05Jan2000, 09:00	0.1
11L	0.00019	0.1	01Jan2000, 05:03	0	11L	0.00019	0	05Jan2000, 09:00	0.1
11M	0.00067	0.3	01Jan2000, 05:21	0.1	11M	0.00067	0.1	05Jan2000, 09:03	0.2
11N	0.00073	0.4	01Jan2000, 05:06	0.2	11N	0.00073	0.1	05Jan2000, 09:00	0.2
11O	0.00018	0.1	01Jan2000, 05:03	0	11O	0.00018	0	05Jan2000, 09:00	0.1
11P	0.00098	0.5	01Jan2000, 05:12	0.2	11P	0.00098	0.1	05Jan2000, 09:00	0.3
11Q	0.00021	0.1	01Jan2000, 05:00	0	11Q	0.00021	0	05Jan2000, 09:00	0.1
11R	0.00094	0.5	01Jan2000, 05:06	0.2	11R	0.00094	0.1	05Jan2000, 09:00	0.3
11S	0.0002	0.1	01Jan2000, 05:03	0	11S	0.0002	0	05Jan2000, 09:00	0.1
11T	0.00063	0.3	01Jan2000, 05:06	0.1	11T	0.00063	0.1	05Jan2000, 09:00	0.2
11U	0.00048	0.2	01Jan2000, 05:12	0.1	11U	0.00048	0	05Jan2000, 09:00	0.1
11U2	0.0002	0.1	01Jan2000, 05:06	0	11U2	0.0002	0	05Jan2000, 09:00	0.1
11V	0.00033	0.2	01Jan2000, 05:09	0.1	11V	0.00033	0	05Jan2000, 09:00	0.1
11W	0.00007	0	01Jan2000, 05:00	0	11W	0.00007	0	05Jan2000, 09:00	0
11X	0.00321	1.5	01Jan2000, 05:03	0.7	11X	0.00321	0.3	05Jan2000, 09:00	1
11Y	0.00067	0.3	01Jan2000, 05:06	0.1	11Y	0.00067	0.1	05Jan2000, 09:00	0.2
11Z	0.00243	1.2	01Jan2000, 05:03	0.5	11Z	0.00243	0.2	05Jan2000, 09:00	0.8
11Z2	0.00023	0.1	01Jan2000, 05:00	0	11Z2	0.00023	0	05Jan2000, 09:00	0.1
2A	0.00113	0.6	01Jan2000, 05:03	0.2	2A	0.00113	0.1	05Jan2000, 09:00	0.4
2B	0.00688	3	01Jan2000, 05:03	1.2	2B	0.00688	0.6	05Jan2000, 09:00	2
2C	0.00015	0.1	01Jan2000, 05:00	0	2C	0.00015	0	05Jan2000, 09:00	0
2D	0.00011	0.1	01Jan2000, 05:00	0	2D	0.00011	0	05Jan2000, 09:00	0

2E	0.00012	0.1	01Jan2000, 05:00	0	2E	0.00012	0	05Jan2000, 09:00	0
2F	0.00036	0.2	01Jan2000, 05:00	0.1	2F	0.00036	0	05Jan2000, 09:00	0.1
2G	0.00065	0.3	01Jan2000, 05:00	0.1	2G	0.00065	0.1	05Jan2000, 09:00	0.2
2H	0.00018	0.1	01Jan2000, 05:00	0	2H	0.00018	0	05Jan2000, 09:00	0.1
2I	0.00019	0.1	01Jan2000, 05:00	0	2I	0.00019	0	05Jan2000, 09:00	0.1
2K	0.00045	0.2	01Jan2000, 05:00	0.1	2K	0.00045	0	05Jan2000, 09:00	0.2
2L	0.00074	0.4	01Jan2000, 05:00	0.2	2L	0.00074	0.1	05Jan2000, 09:00	0.3
2M	0.00004	0	01Jan2000, 05:00	0	2M	0.00004	0	05Jan2000, 09:00	0
2N	0.00013	0.1	01Jan2000, 05:00	0	2N	0.00013	0	05Jan2000, 09:00	0
2O	0.00013	0.1	01Jan2000, 05:00	0	2O	0.00013	0	05Jan2000, 09:00	0
2P	0.00035	0.2	01Jan2000, 05:00	0.1	2P	0.00035	0	05Jan2000, 09:00	0.1
2Q	0.00015	0.1	01Jan2000, 05:00	0	2Q	0.00015	0	05Jan2000, 09:00	0.1
2R	0.00003	0	01Jan2000, 05:00	0	2R	0.00003	0	05Jan2000, 09:00	0
2S	0.00019	0.1	01Jan2000, 05:00	0	2S	0.00019	0	05Jan2000, 09:00	0.1
2T	0.00017	0.1	01Jan2000, 05:00	0	2T	0.00017	0	05Jan2000, 09:00	0.1
2U	0.00035	0.2	01Jan2000, 05:00	0.1	2U	0.00035	0	05Jan2000, 09:00	0.1
2V	0.00021	0.1	01Jan2000, 05:00	0.1	2V	0.00021	0	05Jan2000, 09:00	0.1
2W	0.00009	0	01Jan2000, 05:00	0	2W	0.00009	0	05Jan2000, 09:00	0
3A	0.00017	0.1	01Jan2000, 05:00	0	3A	0.00017	0	05Jan2000, 09:00	0.1
3B	0.00025	0.1	01Jan2000, 05:00	0.1	3B	0.00025	0	05Jan2000, 09:00	0.1
3C	0.00014	0.1	01Jan2000, 04:54	0	3C	0.00014	0	05Jan2000, 06:12	0
3D	0.0005	0.3	01Jan2000, 05:00	0.1	3D	0.0005	0	05Jan2000, 09:00	0.2
4A	0.00025	0.1	01Jan2000, 05:00	0.1	4A	0.00025	0	05Jan2000, 09:00	0.1
4B	0.00024	0.1	01Jan2000, 05:00	0.1	4B	0.00024	0	05Jan2000, 09:00	0.1
4C	0.00014	0.1	01Jan2000, 05:00	0	4C	0.00014	0	05Jan2000, 09:00	0
4D	0.00007	0	01Jan2000, 04:54	0	4D	0.00007	0	05Jan2000, 06:12	0
4E	0.00077	0.4	01Jan2000, 05:00	0.2	4E	0.00077	0.1	05Jan2000, 09:00	0.3
4F	0.00017	0.1	01Jan2000, 04:54	0	4F	0.00017	0	05Jan2000, 06:12	0.1
4G	0.0001	0.1	01Jan2000, 04:54	0	4G	0.0001	0	05Jan2000, 06:12	0
4H	0.00025	0.1	01Jan2000, 05:00	0.1	4H	0.00025	0	05Jan2000, 09:00	0.1
4I	0.00084	0.4	01Jan2000, 05:00	0.2	4I	0.00084	0.1	05Jan2000, 09:00	0.3
4J	0.00034	0.2	01Jan2000, 05:00	0.1	4J	0.00034	0	05Jan2000, 09:00	0.1
4K	0.00017	0.1	01Jan2000, 05:00	0	4K	0.00017	0	05Jan2000, 09:00	0.1
4L	0.00015	0.1	01Jan2000, 05:00	0	4L	0.00015	0	05Jan2000, 09:00	0.1
4M	0.00009	0	01Jan2000, 05:00	0	4M	0.00009	0	05Jan2000, 09:00	0
4N	0.00154	0.8	01Jan2000, 05:00	0.3	4N	0.00154	0.1	05Jan2000, 09:00	0.5
5A	0.00018	0.1	01Jan2000, 05:00	0	5A	0.00018	0	05Jan2000, 09:00	0.1
5B	0.00173	0.9	01Jan2000, 05:00	0.4	5B	0.00173	0.2	05Jan2000, 09:00	0.6
5C	0.00027	0.1	01Jan2000, 05:00	0.1	5C	0.00027	0	05Jan2000, 09:00	0.1
5D	0.00107	0.5	01Jan2000, 05:03	0.2	5D	0.00107	0.1	05Jan2000, 09:00	0.3
5D2	0.0002	0.1	01Jan2000, 05:00	0	5D2	0.0002	0	05Jan2000, 09:00	0.1
5D3	0.00008	0	01Jan2000, 05:00	0	5D3	0.00008	0	05Jan2000, 09:00	0
5E	0.0005	0.2	01Jan2000, 05:06	0.1	5E	0.0005	0	05Jan2000, 09:00	0.1
5F	0.00883	4	01Jan2000, 05:06	1.7	5F	0.00883	0.8	05Jan2000, 09:00	2.7
6A	0.00014	0.1	01Jan2000, 05:00	0	6A	0.00014	0	05Jan2000, 09:00	0
6B	0.00405	1.9	01Jan2000, 05:06	0.8	6B	0.00405	0.4	05Jan2000, 09:00	1.3
6C	0.00007	0	01Jan2000, 04:54	0	6C	0.00007	0	05Jan2000, 06:12	0
6D	0.00021	0.1	01Jan2000, 05:03	0	6D	0.00021	0	05Jan2000, 09:00	0.1
6E	0.00023	0.1	01Jan2000, 05:00	0.1	6E	0.00023	0	05Jan2000, 09:00	0.1

6F	0.00018	0.1	01Jan2000, 05:00	0	6F	0.00018	0	05Jan2000, 09:00	0.1
6G	0.00658	2.9	01Jan2000, 05:06	1.3	6G	0.00658	0.6	05Jan2000, 09:00	2
6H	0.00019	0.1	01Jan2000, 05:00	0	6H	0.00019	0	05Jan2000, 09:00	0.1
6I	0.00052	0.2	01Jan2000, 05:03	0.1	6I	0.00052	0	05Jan2000, 09:00	0.2
6J	0.00009	0	01Jan2000, 04:54	0	6J	0.00009	0	05Jan2000, 06:12	0
6K	0.00006	0	01Jan2000, 04:54	0	6K	0.00006	0	05Jan2000, 06:12	0
6L	0.00007	0	01Jan2000, 04:54	0	6L	0.00007	0	05Jan2000, 06:12	0
6M	0.00007	0	01Jan2000, 04:54	0	6M	0.00007	0	05Jan2000, 06:12	0
6N	0.0001	0.1	01Jan2000, 04:54	0	6N	0.0001	0	05Jan2000, 06:12	0
6O	0.00017	0.1	01Jan2000, 05:00	0	6O	0.00017	0	05Jan2000, 09:00	0.1
6P	0.00017	0.1	01Jan2000, 05:00	0	6P	0.00017	0	05Jan2000, 09:00	0.1
6Q	0.00012	0.1	01Jan2000, 05:00	0	6Q	0.00012	0	05Jan2000, 09:00	0
6R	0.00009	0	01Jan2000, 05:00	0	6R	0.00009	0	05Jan2000, 09:00	0
6S	0.00013	0.1	01Jan2000, 05:00	0	6S	0.00013	0	05Jan2000, 09:00	0
6T	0.00013	0.1	01Jan2000, 05:00	0	6T	0.00013	0	05Jan2000, 09:00	0
7A	0.00269	1.3	01Jan2000, 05:06	0.5	7A	0.00269	0.3	05Jan2000, 09:00	0.9
7B	0.00146	0.7	01Jan2000, 05:03	0.3	7B	0.00146	0.1	05Jan2000, 09:00	0.5
7C	0.0005	0.2	01Jan2000, 05:03	0.1	7C	0.0005	0	05Jan2000, 09:00	0.2
7D	0.00027	0.1	01Jan2000, 05:03	0.1	7D	0.00027	0	05Jan2000, 09:00	0.1
7E	0.00023	0.1	01Jan2000, 05:03	0.1	7E	0.00023	0	05Jan2000, 09:00	0.1
7F	0.00008	0	01Jan2000, 04:57	0	7F	0.00008	0	05Jan2000, 06:39	0
7G	0.00008	0	01Jan2000, 05:00	0	7G	0.00008	0	05Jan2000, 09:00	0
7H	0.0002	0.1	01Jan2000, 05:00	0	7H	0.0002	0	05Jan2000, 09:00	0.1
7I	0.00029	0.1	01Jan2000, 05:00	0.1	7I	0.00029	0	05Jan2000, 09:00	0.1
7I2	0.0001	0.1	01Jan2000, 04:54	0	7I2	0.0001	0	05Jan2000, 06:12	0
7J	0.00052	0.3	01Jan2000, 05:03	0.1	7J	0.00052	0	05Jan2000, 09:00	0.2
7K	0.00855	3.8	01Jan2000, 05:06	1.6	7K	0.00855	0.8	05Jan2000, 09:00	2.6
7L	0.00007	0	01Jan2000, 05:00	0	7L	0.00007	0	05Jan2000, 09:00	0
7M	0.00012	0.1	01Jan2000, 04:54	0	7M	0.00012	0	05Jan2000, 06:12	0
8A	0.00012	0.1	01Jan2000, 05:00	0	8A	0.00012	0	05Jan2000, 09:00	0
8A2	0.00009	0	01Jan2000, 04:54	0	8A2	0.00009	0	05Jan2000, 06:12	0
8B	0.00056	0.3	01Jan2000, 05:06	0.1	8B	0.00056	0.1	05Jan2000, 09:00	0.2
8B2	0.00051	0.2	01Jan2000, 05:03	0.1	8B2	0.00051	0	05Jan2000, 09:00	0.2
8C	0.00017	0.1	01Jan2000, 05:00	0	8C	0.00017	0	05Jan2000, 09:00	0.1
8C2	0.00011	0.1	01Jan2000, 04:54	0	8C2	0.00011	0	05Jan2000, 06:12	0
8D	0.00066	0.3	01Jan2000, 05:03	0.1	8D	0.00066	0.1	05Jan2000, 09:00	0.2
8D2	0.00034	0.2	01Jan2000, 05:03	0.1	8D2	0.00034	0	05Jan2000, 09:00	0.1
8E	0.0001	0.1	01Jan2000, 05:00	0	8E	0.0001	0	05Jan2000, 09:00	0
8F	0.00054	0.3	01Jan2000, 05:03	0.1	8F	0.00054	0.1	05Jan2000, 09:00	0.2
8G	0.00011	0.1	01Jan2000, 05:00	0	8G	0.00011	0	05Jan2000, 09:00	0
8H	0.00047	0.2	01Jan2000, 05:09	0.1	8H	0.00047	0	05Jan2000, 09:00	0.1
8I	0.00017	0.1	01Jan2000, 05:00	0	8I	0.00017	0	05Jan2000, 09:00	0.1
8J	0.00049	0.2	01Jan2000, 05:03	0.1	8J	0.00049	0	05Jan2000, 09:00	0.2
8K	0.00025	0.1	01Jan2000, 05:00	0.1	8K	0.00025	0	05Jan2000, 09:00	0.1
8L	0.00016	0.1	01Jan2000, 04:54	0	8L	0.00016	0	05Jan2000, 06:36	0.1
8M	0.00024	0.1	01Jan2000, 05:03	0	8M	0.00024	0	05Jan2000, 09:00	0.1
9A	0.00196	1	01Jan2000, 05:03	0.5	9A	0.00196	0.2	05Jan2000, 09:00	0.7
9B	0.00131	0.6	01Jan2000, 05:00	0.3	9B	0.00131	0.1	05Jan2000, 09:00	0.4
9C	0.00016	0.1	01Jan2000, 05:00	0	9C	0.00016	0	05Jan2000, 09:00	0.1

	9C2	0.00012	0.1	01Jan2000, 05:00	0		9C2	0.00012	0	05Jan2000, 09:00	0
	9D	0.00014	0.1	01Jan2000, 04:54	0		9D	0.00014	0	05Jan2000, 06:12	0
	9E	0.0013	0.7	01Jan2000, 05:00	0.3		9E	0.0013	0.1	05Jan2000, 09:00	0.4
	9F	0.00279	1.4	01Jan2000, 05:00	0.6		9F	0.00279	0.3	05Jan2000, 09:00	1
	9G	0.00073	0.4	01Jan2000, 05:00	0.2		9G	0.00073	0.1	05Jan2000, 09:00	0.2
	9H	0.00033	0.2	01Jan2000, 05:00	0.1		9H	0.00033	0	05Jan2000, 09:00	0.1
	9I	0.00081	0.4	01Jan2000, 05:03	0.2		9I	0.00081	0.1	05Jan2000, 09:00	0.3
	9J	0.00019	0.1	01Jan2000, 05:00	0		9J	0.00019	0	05Jan2000, 09:00	0.1

10YR18HR				
Hydrologic Element	Drainage Area (MI2)	Peak Discharge (CFS)	Time of Peak	Volume (AC-FT)
DEP 1C	0.00268	0.9	01Jan2000, 11:33	0.6
DEP 1E	0.00682	2.3	01Jan2000, 11:45	1.6
DEP 11AE	0.00471	1.6	01Jan2000, 11:39	1.1
DEP 11Z	0.00243	0.8	01Jan2000, 11:36	0.5
DEP 5F	0.00883	2.9	01Jan2000, 12:03	1.9
DEP 6G	0.00658	2.1	01Jan2000, 12:03	1.4
DEP 7K	0.00855	2.8	01Jan2000, 12:06	1.8
DET 11X	0.00321	1.1	01Jan2000, 11:39	0.7
EX STR 1	0.00149	0.5	01Jan2000, 11:36	0.3
EX STR 11	0.00004	0	01Jan2000, 11:30	0
EX STR 12	0.00013	0	01Jan2000, 11:30	0
EX STR 13	0.00013	0	01Jan2000, 11:30	0
EX STR 14	0.00827	2.7	01Jan2000, 11:39	1.7
EX STR 15	0.00842	2.7	01Jan2000, 11:30	1.7
EX STR 16	0.0005	0.2	01Jan2000, 11:30	0.1
EX STR 17	0.00025	0.1	01Jan2000, 11:30	0.1
EX STR 18	0.00024	0.1	01Jan2000, 11:30	0.1
EX STR 19	0.00021	0.1	01Jan2000, 11:30	0.1
EX STR 2	0.00417	1.4	01Jan2000, 11:33	1
EX STR 20	0.00007	0	01Jan2000, 11:24	0
EX STR 21	0.00077	0.3	01Jan2000, 11:33	0.2
EX STR 22	0.00317	1.1	01Jan2000, 11:30	0.8
EX STR 23	0.00276	1	01Jan2000, 11:30	0.7
EX STR 24	0.0024	0.8	01Jan2000, 11:30	0.6
EX STR 25	0.00231	0.8	01Jan2000, 11:30	0.5
EX STR 27	0.00196	0.7	01Jan2000, 11:36	0.5
EX STR 28	0.0013	0.5	01Jan2000, 11:33	0.3
EX STR 28-2	0.00426	1.5	01Jan2000, 11:33	1
EX STR 29	0.001	0.3	01Jan2000, 11:30	0.2
EX STR 3	0.00425	1.5	01Jan2000, 11:33	1
EX STR 30	0.00019	0.1	01Jan2000, 11:30	0
EX STR 31	0.00839	2.9	01Jan2000, 11:36	1.9
EX STR 32	0.00992	3.4	01Jan2000, 11:36	2.3
EX STR 32-2	0.01051	3.6	01Jan2000, 11:36	2.4
EX STR 33	0.00064	0.2	01Jan2000, 11:39	0.1
EX STR 34	0.0004	0.1	01Jan2000, 11:51	0.1
EX STR 35	0.00059	0.2	01Jan2000, 11:45	0.1
EX STR 36	0.00094	0.3	01Jan2000, 11:42	0.2
EX STR 37	0.01165	4	01Jan2000, 11:36	2.7
EX STR 38	0.00321	1.1	01Jan2000, 11:39	0.7
EX STR 39	0.00101	0.4	01Jan2000, 11:33	0.2
EX STR 4	0.01107	3.8	01Jan2000, 11:39	2.6
EX STR 40	0.00163	0.6	01Jan2000, 11:30	0.4
EX STR 41	0.00035	0.1	01Jan2000, 11:30	0.1
EX STR 41-2	0.00136	0.5	01Jan2000, 11:30	0.3

10YR24HR				
Hydrologic Element	Drainage Area (MI2)	Peak Discharge (CFS)	Time of Peak	Volume (AC-FT)
DEP 1C	0.00268	0.8	01Jan2000, 16:01	0.7
DEP 1E	0.00682	1.9	01Jan2000, 16:03	1.7
DEP 11AE	0.00471	1.4	01Jan2000, 16:01	1.2
DEP 11Z	0.00243	0.7	01Jan2000, 16:01	0.6
DEP 5F	0.00883	2.4	01Jan2000, 16:04	2
DEP 6G	0.00658	1.8	01Jan2000, 16:04	1.5
DEP 7K	0.00855	2.3	01Jan2000, 16:04	1.9
DET 11X	0.00321	0.9	01Jan2000, 16:01	0.8
EX STR 1	0.00149	0.4	01Jan2000, 16:01	0.4
EX STR 11	0.00004	0	01Jan2000, 15:00	0
EX STR 12	0.00013	0	01Jan2000, 15:00	0
EX STR 13	0.00013	0	01Jan2000, 15:00	0
EX STR 14	0.00827	2.3	01Jan2000, 16:00	1.8
EX STR 15	0.00842	2.3	01Jan2000, 16:00	1.9
EX STR 16	0.0005	0.1	01Jan2000, 15:00	0.1
EX STR 17	0.00025	0.1	01Jan2000, 15:00	0.1
EX STR 18	0.00024	0.1	01Jan2000, 15:00	0.1
EX STR 19	0.00021	0.1	01Jan2000, 15:00	0.1
EX STR 2	0.00417	1.2	01Jan2000, 16:01	1.1
EX STR 20	0.00007	0	01Jan2000, 14:05	0
EX STR 21	0.00077	0.2	01Jan2000, 15:04	0.2
EX STR 22	0.00317	0.9	01Jan2000, 16:00	0.8
EX STR 23	0.00276	0.8	01Jan2000, 16:00	0.7
EX STR 24	0.0024	0.7	01Jan2000, 16:00	0.6
EX STR 25	0.00231	0.7	01Jan2000, 16:00	0.6
EX STR 27	0.00196	0.6	01Jan2000, 15:08	0.5
EX STR 28	0.0013	0.4	01Jan2000, 15:04	0.3
EX STR 28-2	0.00426	1.2	01Jan2000, 15:06	1.1
EX STR 29	0.001	0.3	01Jan2000, 16:00	0.2
EX STR 3	0.00425	1.2	01Jan2000, 16:00	1.1
EX STR 30	0.00019	0.1	01Jan2000, 15:00	0.1
EX STR 31	0.00839	2.4	01Jan2000, 16:01	2
EX STR 32	0.00992	2.8	01Jan2000, 16:00	2.4
EX STR 32-2	0.01051	3	01Jan2000, 16:00	2.6
EX STR 33	0.00064	0.2	01Jan2000, 16:02	0.2
EX STR 34	0.0004	0.1	01Jan2000, 16:04	0.1
EX STR 35	0.00059	0.2	01Jan2000, 16:02	0.1
EX STR 36	0.00094	0.3	01Jan2000, 16:02	0.2
EX STR 37	0.01165	3.3	01Jan2000, 16:00	2.8
EX STR 38	0.00321	0.9	01Jan2000, 16:01	0.8
EX STR 39	0.00101	0.3	01Jan2000, 15:03	0.3
EX STR 4	0.01107	3.2	01Jan2000, 16:01	2.8
EX STR 40	0.00163	0.5	01Jan2000, 15:00	0.4
EX STR 41	0.00035	0.1	01Jan2000, 15:00	0.1
EX STR 41-2	0.00136	0.4	01Jan2000, 15:00	0.4

EX STR 42	0.2003	68.4	01Jan2000, 12:06	47	EX STR 42	0.2003	57.4	01Jan2000, 16:05	50.3
EX STR 42-2	0.20166	68.9	01Jan2000, 12:06	47.4	EX STR 42-2	0.20166	57.8	01Jan2000, 16:05	50.7
EX STR 43	0.00664	2.3	01Jan2000, 11:51	1.6	EX STR 43	0.00664	1.9	01Jan2000, 16:03	1.7
EX STR 43-2	0.22158	75.7	01Jan2000, 12:03	52	EX STR 43-2	0.22158	63.5	01Jan2000, 16:01	55.6
EX STR 44	0.00029	0.1	01Jan2000, 11:30	0.1	EX STR 44	0.00029	0.1	01Jan2000, 15:02	0.1
EX STR 45	0.00053	0.2	01Jan2000, 11:30	0.1	EX STR 45	0.00053	0.2	01Jan2000, 15:00	0.1
EX STR 45-2	0.25394	86.7	01Jan2000, 12:00	59.5	EX STR 45-2	0.25394	72.7	01Jan2000, 16:00	63.7
EX STR 46	0.00004	0	01Jan2000, 11:30	0	EX STR 46	0.00004	0	01Jan2000, 15:00	0
EX STR 47	0.00268	0.9	01Jan2000, 11:42	0.7	EX STR 47	0.00268	0.8	01Jan2000, 15:17	0.7
EX STR 47-2	0.25662	87.6	01Jan2000, 12:00	60.2	EX STR 47-2	0.25662	73.5	01Jan2000, 16:00	64.4
EX STR 48	0.19621	67	01Jan2000, 12:06	46	EX STR 48	0.19621	56.2	01Jan2000, 16:06	49.2
EX STR 49	0.15782	54	01Jan2000, 12:09	37.2	EX STR 49	0.15782	45.2	01Jan2000, 16:07	39.8
EX STR 5	0.00688	2.2	01Jan2000, 11:39	1.4	EX STR 5	0.00688	1.9	01Jan2000, 16:02	1.5
EX STR 50	0.04317	14.2	01Jan2000, 12:09	9.3	EX STR 50	0.04317	12	01Jan2000, 16:09	10
EX STR 6	0.00707	2.3	01Jan2000, 11:39	1.4	EX STR 6	0.00707	1.9	01Jan2000, 16:00	1.5
EX STR 7	0.00731	2.3	01Jan2000, 11:39	1.5	EX STR 7	0.00731	2	01Jan2000, 16:00	1.6
EX STR 8	0.00756	2.4	01Jan2000, 11:39	1.5	EX STR 8	0.00756	2	01Jan2000, 16:00	1.7
EX STR 9	0.00792	2.5	01Jan2000, 11:39	1.6	EX STR 9	0.00792	2.2	01Jan2000, 16:00	1.7
J-S101	1E-07	0	01Jan2000, 11:27	0	J-S101	1E-07	0	01Jan2000, 14:19	0
J-S601	1E-07	0	01Jan2000, 11:27	0	J-S601	1E-07	0	01Jan2000, 14:19	0
J-S602	1E-07	0	01Jan2000, 11:27	0	J-S602	1E-07	0	01Jan2000, 14:19	0
OUTLET 1 - S122	0.01747	5.9	01Jan2000, 11:36	3.9	OUTLET 1 - S122	0.01747	4.9	01Jan2000, 15:59	4.2
OUTLET 10	0.00188	0.6	01Jan2000, 11:51	0.4	OUTLET 10	0.00188	0.5	01Jan2000, 15:59	0.5
OUTLET 11	0.25662	87.6	01Jan2000, 11:57	60.2	OUTLET 11	0.25662	73.5	01Jan2000, 15:59	64.4
OUTLET 2 - S205	0.0128	4.3	01Jan2000, 11:27	2.8	OUTLET 2 - S205	0.0128	3.6	01Jan2000, 15:59	3
OUTLET 3A - S209	0.00056	0.2	01Jan2000, 11:27	0.1	OUTLET 3A - S209	0.00056	0.2	01Jan2000, 14:59	0.2
OUTLET 3B - S1001	0.0005	0.2	01Jan2000, 11:27	0.1	OUTLET 3B - S1001	0.0005	0.1	01Jan2000, 14:59	0.1
OUTLET 4 - S213	0.00512	1.8	01Jan2000, 11:27	1.2	OUTLET 4 - S213	0.00512	1.5	01Jan2000, 14:59	1.3
OUTLET 5 - S224	0.01286	4.3	01Jan2000, 11:57	2.8	OUTLET 5 - S224	0.01286	3.6	01Jan2000, 15:59	3
OUTLET 6	0.01337	4.4	01Jan2000, 11:39	2.9	OUTLET 6	0.01337	3.7	01Jan2000, 15:59	3.1
OUTLET 7 - S409	0.01516	5	01Jan2000, 12:09	3.3	OUTLET 7 - S409	0.01516	4.2	01Jan2000, 16:10	3.5
OUTLET 8A - S511	0.00485	1.4	01Jan2000, 13:03	1.1	OUTLET 8A - S511	0.00485	1.3	01Jan2000, 17:00	1.2
OUTLET 8B - S528	0.00024	0.1	01Jan2000, 12:00	0	OUTLET 8B - S528	0.00024	0.1	01Jan2000, 16:00	0
OUTLET 9 - S525	0.00984	3	01Jan2000, 13:00	2.4	OUTLET 9 - S525	0.00984	2.6	01Jan2000, 17:01	2.5
PIPE DET OUTLET 1	0.00178	0.7	01Jan2000, 09:45	0.3	PIPE DET OUTLET 1	0.00178	0.5	01Jan2000, 16:00	0.4
PIPE DET OUTLET 7	0.01516	5	01Jan2000, 12:12	3.3	PIPE DET OUTLET 7	0.01516	4.2	01Jan2000, 16:11	3.5

PIPE DET OUTLET 8	0.00485	1.4	01Jan2000, 13:06	1.1
PIPE DET OUTLET 9	0.00984	3	01Jan2000, 13:03	2.4
S1002	0.0046	1.6	01Jan2000, 11:30	1.1
S1003	0.00485	1.7	01Jan2000, 11:30	1.2
S1004	0.00074	0.3	01Jan2000, 11:33	0.2
S1005	0.00037	0.1	01Jan2000, 11:30	0.1
S1006	0.00966	3.2	01Jan2000, 11:30	2.1
S1007	0.00966	3.2	01Jan2000, 11:30	2.1
S1008	0.00017	0.1	01Jan2000, 11:30	0
S1009	0.00983	3.2	01Jan2000, 11:30	2.1
S101	1E-07	0	01Jan2000, 11:27	0
S1010	0.00045	0.2	01Jan2000, 11:30	0.1
S1011	0.01028	3.4	01Jan2000, 11:30	2.2
S102	0.00008	0	01Jan2000, 11:24	0
S103	0.00015	0.1	01Jan2000, 11:30	0
S105	0.00022	0.1	01Jan2000, 11:30	0.1
S106	0.00037	0.1	01Jan2000, 11:30	0.1
S107	0.00048	0.2	01Jan2000, 11:30	0.1
S108	0.00012	0	01Jan2000, 11:24	0
S109	0.00011	0	01Jan2000, 11:24	0
S110	0.00074	0.2	01Jan2000, 12:00	0.1
S1101	0.00018	0.1	01Jan2000, 11:30	0
S1102	0.00065	0.2	01Jan2000, 11:30	0.2
S1103	0.0091	3	01Jan2000, 11:30	1.9
S111	0.00101	0.3	01Jan2000, 12:00	0.2
S112	0.0001	0	01Jan2000, 11:30	0
S113	0.00163	0.5	01Jan2000, 11:30	0.3
S114	0.00009	0	01Jan2000, 11:30	0
S115	0.00178	0.6	01Jan2000, 11:30	0.4
S116	0.00178	0.7	01Jan2000, 09:45	0.3
S117	0.00055	0.2	01Jan2000, 12:03	0.1
S118	0.01697	5.7	01Jan2000, 11:39	3.7
S119	0.0005	0.2	01Jan2000, 11:36	0.1
S120	0.01747	5.9	01Jan2000, 11:39	3.9
S121	0.01747	5.9	01Jan2000, 11:39	3.9
S123	0.00021	0.1	01Jan2000, 11:30	0.1
S124	0.00017	0.1	01Jan2000, 11:30	0
S201	0.0003	0.1	01Jan2000, 11:30	0.1
S202	0.0003	0.1	01Jan2000, 11:30	0.1
S203	0.00217	0.8	01Jan2000, 11:30	0.5
S204	0.0128	4.3	01Jan2000, 11:30	2.8
S206	0.00042	0.2	01Jan2000, 11:30	0.1
S207	0.00042	0.2	01Jan2000, 11:30	0.1
S208	0.00056	0.2	01Jan2000, 11:30	0.1
S210	0.00495	1.7	01Jan2000, 11:30	1.2
S211	0.00017	0.1	01Jan2000, 11:24	0
S212	0.00512	1.8	01Jan2000, 11:30	1.2

PIPE DET OUTLET 8	0.00485	1.3	01Jan2000, 17:01	1.2
PIPE DET OUTLET 9	0.00984	2.6	01Jan2000, 17:02	2.5
S1002	0.0046	1.3	01Jan2000, 15:00	1.2
S1003	0.00485	1.4	01Jan2000, 15:00	1.3
S1004	0.00074	0.2	01Jan2000, 15:04	0.2
S1005	0.00037	0.1	01Jan2000, 15:00	0.1
S1006	0.00966	2.7	01Jan2000, 16:00	2.2
S1007	0.00966	2.7	01Jan2000, 16:00	2.2
S1008	0.00017	0.1	01Jan2000, 15:00	0
S1009	0.00983	2.7	01Jan2000, 16:00	2.3
S101	1E-07	0	01Jan2000, 14:19	0
S1010	0.00045	0.1	01Jan2000, 15:02	0.1
S1011	0.01028	2.8	01Jan2000, 16:00	2.4
S102	0.00008	0	01Jan2000, 14:08	0
S103	0.00015	0	01Jan2000, 15:00	0
S105	0.00022	0.1	01Jan2000, 15:00	0.1
S106	0.00037	0.1	01Jan2000, 15:00	0.1
S107	0.00048	0.1	01Jan2000, 15:00	0.1
S108	0.00012	0	01Jan2000, 14:08	0
S109	0.00011	0	01Jan2000, 14:09	0
S110	0.00074	0.2	01Jan2000, 16:01	0.1
S1101	0.00018	0.1	01Jan2000, 15:00	0
S1102	0.00065	0.2	01Jan2000, 15:00	0.2
S1103	0.0091	2.5	01Jan2000, 16:00	2.1
S111	0.00101	0.3	01Jan2000, 16:00	0.2
S112	0.0001	0	01Jan2000, 16:00	0
S113	0.00163	0.4	01Jan2000, 16:00	0.4
S114	0.00009	0	01Jan2000, 16:00	0
S115	0.00178	0.5	01Jan2000, 16:00	0.4
S116	0.00178	0.5	01Jan2000, 16:00	0.4
S117	0.00055	0.1	01Jan2000, 16:03	0.1
S118	0.01697	4.8	01Jan2000, 16:00	4
S119	0.0005	0.1	01Jan2000, 16:01	0.1
S120	0.01747	4.9	01Jan2000, 16:00	4.2
S121	0.01747	4.9	01Jan2000, 16:00	4.2
S123	0.00021	0.1	01Jan2000, 15:00	0.1
S124	0.00017	0.1	01Jan2000, 15:00	0
S201	0.0003	0.1	01Jan2000, 15:00	0.1
S202	0.0003	0.1	01Jan2000, 15:00	0.1
S203	0.00217	0.6	01Jan2000, 15:00	0.6
S204	0.0128	3.6	01Jan2000, 16:00	3
S206	0.00042	0.1	01Jan2000, 15:00	0.1
S207	0.00042	0.1	01Jan2000, 15:00	0.1
S208	0.00056	0.2	01Jan2000, 15:00	0.2
S210	0.00495	1.4	01Jan2000, 15:00	1.3
S211	0.00017	0.1	01Jan2000, 14:05	0
S212	0.00512	1.5	01Jan2000, 15:00	1.3

S214	0.00173	0.6	01Jan2000, 11:33	0.4	S214	0.00173	0.5	01Jan2000, 15:04	0.4
S215	0.00191	0.7	01Jan2000, 11:30	0.5	S215	0.00191	0.6	01Jan2000, 15:00	0.5
S216A	0.0002	0.1	01Jan2000, 11:30	0.1	S216A	0.0002	0.1	01Jan2000, 15:00	0.1
S217A	0.00028	0.1	01Jan2000, 11:30	0.1	S217A	0.00028	0.1	01Jan2000, 16:00	0.1
S218	0.00883	2.9	01Jan2000, 12:03	1.9	S218	0.00883	2.4	01Jan2000, 16:04	2
S219	0.00883	2.9	01Jan2000, 12:03	1.9	S219	0.00883	2.4	01Jan2000, 16:04	2
S220	0.00933	3.1	01Jan2000, 12:03	2	S220	0.00933	2.6	01Jan2000, 16:04	2.1
S221	0.01068	3.5	01Jan2000, 12:03	2.3	S221	0.01068	3	01Jan2000, 16:02	2.5
S222	0.01286	4.3	01Jan2000, 12:00	2.8	S222	0.01286	3.6	01Jan2000, 16:00	3
S223	0.01286	4.3	01Jan2000, 12:00	2.8	S223	0.01286	3.6	01Jan2000, 16:00	3
S225	0.01337	4.4	01Jan2000, 11:42	2.9	S225	0.01337	3.7	01Jan2000, 16:00	3.1
S226	0.01337	4.4	01Jan2000, 11:42	2.9	S226	0.01337	3.7	01Jan2000, 16:00	3.1
S227	0.00014	0	01Jan2000, 11:30	0	S227	0.00014	0	01Jan2000, 15:00	0
S228	0.00405	1.4	01Jan2000, 11:42	0.9	S228	0.00405	1.1	01Jan2000, 16:02	1
S229	0.00405	1.4	01Jan2000, 11:42	0.9	S229	0.00405	1.1	01Jan2000, 16:02	1
S230	0.00412	1.4	01Jan2000, 11:42	0.9	S230	0.00412	1.2	01Jan2000, 16:00	1
S301	0.0001	0	01Jan2000, 11:24	0	S301	0.0001	0	01Jan2000, 14:09	0
S302	0.0001	0	01Jan2000, 11:24	0	S302	0.0001	0	01Jan2000, 14:09	0
S303	0.00017	0.1	01Jan2000, 11:30	0	S303	0.00017	0.1	01Jan2000, 15:00	0
S304	0.00027	0.1	01Jan2000, 11:30	0.1	S304	0.00027	0.1	01Jan2000, 15:00	0.1
S305	0.00009	0	01Jan2000, 11:24	0	S305	0.00009	0	01Jan2000, 14:05	0
S306	0.00026	0.1	01Jan2000, 11:30	0.1	S306	0.00026	0.1	01Jan2000, 15:00	0.1
S307	0.00053	0.2	01Jan2000, 11:30	0.1	S307	0.00053	0.2	01Jan2000, 15:00	0.1
S308	0.00006	0	01Jan2000, 11:24	0	S308	0.00006	0	01Jan2000, 14:08	0
S309	0.00018	0.1	01Jan2000, 11:30	0	S309	0.00018	0.1	01Jan2000, 15:00	0
S310	0.00009	0	01Jan2000, 11:30	0	S310	0.00009	0	01Jan2000, 16:00	0
S311	0.0008	0.3	01Jan2000, 11:30	0.2	S311	0.0008	0.2	01Jan2000, 15:00	0.2
S312A	0.00021	0.1	01Jan2000, 11:36	0	S312A	0.00021	0.1	01Jan2000, 16:01	0
S313A	0.00044	0.1	01Jan2000, 11:33	0.1	S313A	0.00044	0.1	01Jan2000, 16:01	0.1
S314A	0.00062	0.2	01Jan2000, 11:33	0.1	S314A	0.00062	0.2	01Jan2000, 16:01	0.1
S315	0.0072	2.3	01Jan2000, 12:03	1.5	S315	0.0072	2	01Jan2000, 16:03	1.6
S316	0.0072	2.3	01Jan2000, 12:03	1.5	S316	0.0072	2	01Jan2000, 16:03	1.6
S317	0.00727	2.4	01Jan2000, 12:00	1.5	S317	0.00727	2	01Jan2000, 16:00	1.6
S318A	0.00019	0.1	01Jan2000, 11:33	0	S318A	0.00019	0.1	01Jan2000, 16:01	0
S319	0.00071	0.2	01Jan2000, 11:36	0.1	S319	0.00071	0.2	01Jan2000, 16:01	0.2
S320	0.01217	4	01Jan2000, 11:42	2.6	S320	0.01217	3.4	01Jan2000, 16:00	2.8
S321	0.00013	0	01Jan2000, 11:30	0	S321	0.00013	0	01Jan2000, 15:00	0
S322	0.01257	4.1	01Jan2000, 11:42	2.7	S322	0.01257	3.5	01Jan2000, 16:00	2.9
S323	0.01337	4.4	01Jan2000, 11:42	2.9	S323	0.01337	3.7	01Jan2000, 16:00	3.1
S324	0.00269	0.9	01Jan2000, 11:42	0.6	S324	0.00269	0.8	01Jan2000, 16:03	0.6
S325	0.00415	1.4	01Jan2000, 11:39	0.9	S325	0.00415	1.2	01Jan2000, 16:02	1
S326	0.00012	0	01Jan2000, 11:24	0	S326	0.00012	0	01Jan2000, 14:09	0
S327	0.00427	1.4	01Jan2000, 11:39	0.9	S327	0.00427	1.2	01Jan2000, 16:00	1
S328	0.00477	1.6	01Jan2000, 11:39	1.1	S328	0.00477	1.3	01Jan2000, 16:00	1.1
S329	0.00504	1.7	01Jan2000, 11:39	1.1	S329	0.00504	1.4	01Jan2000, 16:00	1.2
S330	0.00007	0	01Jan2000, 11:30	0	S330	0.00007	0	01Jan2000, 15:00	0
S331	0.00534	1.8	01Jan2000, 11:39	1.2	S331	0.00534	1.5	01Jan2000, 16:00	1.3
S401	0.00008	0	01Jan2000, 11:27	0	S401	0.00008	0	01Jan2000, 14:18	0
S402	0.00016	0.1	01Jan2000, 11:30	0	S402	0.00016	0	01Jan2000, 15:00	0

S403	0.00045	0.1	01Jan2000, 11:30	0.1	S403	0.00045	0.1	01Jan2000, 16:00	0.1
S404	0.0002	0.1	01Jan2000, 11:30	0.1	S404	0.0002	0.1	01Jan2000, 15:00	0.1
S405	0.0003	0.1	01Jan2000, 11:30	0.1	S405	0.0003	0.1	01Jan2000, 15:00	0.1
S406	0.00127	0.4	01Jan2000, 11:30	0.3	S406	0.00127	0.4	01Jan2000, 16:00	0.3
S407	0.01516	5	01Jan2000, 12:00	3.3	S407	0.01516	4.2	01Jan2000, 16:00	3.5
S408	0.01516	5	01Jan2000, 12:12	3.3	S408	0.01516	4.2	01Jan2000, 16:11	3.5
S410	0.00056	0.2	01Jan2000, 11:42	0.1	S410	0.00056	0.2	01Jan2000, 16:03	0.1
S411	0.00107	0.3	01Jan2000, 11:39	0.2	S411	0.00107	0.3	01Jan2000, 16:02	0.2
S412	0.00173	0.6	01Jan2000, 11:39	0.4	S412	0.00173	0.5	01Jan2000, 16:02	0.4
S413	0.00207	0.7	01Jan2000, 11:39	0.4	S413	0.00207	0.6	01Jan2000, 16:02	0.5
S414	0.00218	0.7	01Jan2000, 11:39	0.5	S414	0.00218	0.6	01Jan2000, 16:00	0.5
S415	0.00385	1.3	01Jan2000, 11:39	0.8	S415	0.00385	1.1	01Jan2000, 16:00	0.9
S416	0.00009	0	01Jan2000, 11:24	0	S416	0.00009	0	01Jan2000, 14:08	0
S417	0.00009	0	01Jan2000, 11:24	0	S417	0.00009	0	01Jan2000, 14:08	0
S418	0.00394	1.3	01Jan2000, 11:39	0.9	S418	0.00394	1.1	01Jan2000, 16:00	0.9
S419	0.00012	0	01Jan2000, 11:30	0	S419	0.00012	0	01Jan2000, 15:01	0
S420	0.00012	0	01Jan2000, 11:30	0	S420	0.00012	0	01Jan2000, 15:01	0
S421	0.00017	0.1	01Jan2000, 11:30	0	S421	0.00017	0.1	01Jan2000, 15:00	0
S422	0.00038	0.1	01Jan2000, 11:30	0.1	S422	0.00038	0.1	01Jan2000, 15:00	0.1
S423	0.0005	0.2	01Jan2000, 11:30	0.1	S423	0.0005	0.1	01Jan2000, 15:00	0.1
S501	0.00011	0	01Jan2000, 11:30	0	S501	0.00011	0	01Jan2000, 15:00	0
S502	0.00049	0.2	01Jan2000, 11:36	0.1	S502	0.00049	0.1	01Jan2000, 16:01	0.1
S503	0.00066	0.2	01Jan2000, 11:30	0.2	S503	0.00066	0.2	01Jan2000, 16:00	0.2
S504	0.00113	0.4	01Jan2000, 11:39	0.3	S504	0.00113	0.3	01Jan2000, 16:00	0.3
S505	0.00016	0.1	01Jan2000, 11:24	0	S505	0.00016	0	01Jan2000, 14:12	0
S506	0.0041	1.4	01Jan2000, 11:39	0.9	S506	0.0041	1.1	01Jan2000, 16:00	1
S507	0.00025	0.1	01Jan2000, 11:30	0.1	S507	0.00025	0.1	01Jan2000, 15:00	0.1
S508	0.00075	0.3	01Jan2000, 11:30	0.2	S508	0.00075	0.2	01Jan2000, 15:00	0.2
S509	0.00485	1.6	01Jan2000, 11:30	1.1	S509	0.00485	1.4	01Jan2000, 16:00	1.2
S510	0.00485	1.4	01Jan2000, 13:06	1.1	S510	0.00485	1.3	01Jan2000, 17:01	1.2
S512	0.00073	0.2	01Jan2000, 11:33	0.2	S512	0.00073	0.2	01Jan2000, 16:01	0.2
S513	0.00279	1	01Jan2000, 11:30	0.7	S513	0.00279	0.8	01Jan2000, 15:00	0.7
S514	0.00705	2.5	01Jan2000, 11:30	1.7	S514	0.00705	2.1	01Jan2000, 15:01	1.8
S515	0.00836	2.9	01Jan2000, 11:30	2	S515	0.00836	2.4	01Jan2000, 15:00	2.2
S516	0.00921	3.2	01Jan2000, 11:30	2.2	S516	0.00921	2.7	01Jan2000, 16:00	2.4
S517	0.00937	3.3	01Jan2000, 11:30	2.3	S517	0.00937	2.7	01Jan2000, 16:00	2.4
S518	0.00033	0.1	01Jan2000, 11:30	0.1	S518	0.00033	0.1	01Jan2000, 15:03	0.1
S519	0.00033	0.1	01Jan2000, 11:30	0.1	S519	0.00033	0.1	01Jan2000, 15:03	0.1
S520	0.00014	0.1	01Jan2000, 11:24	0	S520	0.00014	0	01Jan2000, 14:09	0
S521	0.00047	0.2	01Jan2000, 11:30	0.1	S521	0.00047	0.1	01Jan2000, 15:00	0.1
S522	0.00047	0.2	01Jan2000, 11:30	0.1	S522	0.00047	0.1	01Jan2000, 15:00	0.1
S523	0.00984	3.4	01Jan2000, 11:30	2.4	S523	0.00984	2.9	01Jan2000, 16:00	2.5
S524	0.00984	3	01Jan2000, 13:03	2.4	S524	0.00984	2.6	01Jan2000, 17:02	2.5
S526	0.00024	0.1	01Jan2000, 12:03	0	S526	0.00024	0.1	01Jan2000, 16:01	0
S527	0.00024	0.1	01Jan2000, 12:03	0	S527	0.00024	0.1	01Jan2000, 16:01	0
S601	1E-07	0	01Jan2000, 11:27	0	S601	1E-07	0	01Jan2000, 14:19	0
S602	1E-07	0	01Jan2000, 11:27	0	S602	1E-07	0	01Jan2000, 14:19	0
S603	1E-07	0	01Jan2000, 11:27	0	S603	1E-07	0	01Jan2000, 14:19	0
S604	0.0001	0	01Jan2000, 11:30	0	S604	0.0001	0	01Jan2000, 15:00	0

S605	0.00064	0.2	01Jan2000, 12:00	0.1	S605	0.00064	0.2	01Jan2000, 16:00	0.2
S606	0.00149	0.5	01Jan2000, 11:54	0.3	S606	0.00149	0.4	01Jan2000, 16:00	0.4
S607	0.00176	0.6	01Jan2000, 11:54	0.4	S607	0.00176	0.5	01Jan2000, 16:00	0.4
S608	0.00188	0.6	01Jan2000, 11:54	0.4	S608	0.00188	0.5	01Jan2000, 16:00	0.5
S609	0.00032	0.1	01Jan2000, 11:30	0.1	S609	0.00032	0.1	01Jan2000, 15:03	0.1
S610	0.00039	0.1	01Jan2000, 11:39	0.1	S610	0.00039	0.1	01Jan2000, 16:01	0.1
S611	0.00071	0.2	01Jan2000, 11:33	0.2	S611	0.00071	0.2	01Jan2000, 16:00	0.2
S612	0.00031	0.1	01Jan2000, 11:33	0.1	S612	0.00031	0.1	01Jan2000, 15:04	0.1
S613	0.00009	0	01Jan2000, 11:39	0	S613	0.00009	0	01Jan2000, 16:02	0
S614	0.00238	0.8	01Jan2000, 11:39	0.5	S614	0.00238	0.7	01Jan2000, 16:02	0.6
S615	0.0034	1.2	01Jan2000, 11:36	0.8	S615	0.0034	1	01Jan2000, 16:01	0.8
S701	0.00185	0.6	01Jan2000, 11:36	0.4	S701	0.00185	0.5	01Jan2000, 16:01	0.4
S702	0.00199	0.7	01Jan2000, 11:30	0.5	S702	0.00199	0.6	01Jan2000, 16:00	0.5
S703	0.00266	0.9	01Jan2000, 11:36	0.6	S703	0.00266	0.7	01Jan2000, 16:00	0.6
S704	0.00098	0.3	01Jan2000, 11:54	0.2	S704	0.00098	0.3	01Jan2000, 16:04	0.2
S705	0.00437	1.5	01Jan2000, 11:42	1	S705	0.00437	1.2	01Jan2000, 16:00	1
S706	0.00027	0.1	01Jan2000, 11:33	0.1	S706	0.00027	0.1	01Jan2000, 16:00	0.1
S707	0.00018	0.1	01Jan2000, 11:33	0	S707	0.00018	0.1	01Jan2000, 15:06	0
S708	0.00066	0.2	01Jan2000, 11:33	0.2	S708	0.00066	0.2	01Jan2000, 15:04	0.2
S709	0.00843	2.8	01Jan2000, 11:39	1.9	S709	0.00843	2.4	01Jan2000, 16:00	2
S710	0.00048	0.2	01Jan2000, 12:03	0.1	S710	0.00048	0.1	01Jan2000, 16:06	0.1
S711	0.00033	0.1	01Jan2000, 11:45	0.1	S711	0.00033	0.1	01Jan2000, 16:02	0.1
S712	0.00924	3.1	01Jan2000, 11:39	2.1	S712	0.00924	2.6	01Jan2000, 16:00	2.2
S713	0.0002	0.1	01Jan2000, 11:42	0	S713	0.0002	0.1	01Jan2000, 16:03	0
S714	0.00944	3.2	01Jan2000, 11:39	2.1	S714	0.00944	2.7	01Jan2000, 16:00	2.3
S715	0.00067	0.2	01Jan2000, 11:39	0.2	S715	0.00067	0.2	01Jan2000, 16:02	0.2
S716	0.0013	0.4	01Jan2000, 11:42	0.3	S716	0.0013	0.4	01Jan2000, 16:02	0.3
S717	0.01074	3.6	01Jan2000, 11:39	2.4	S717	0.01074	3	01Jan2000, 16:00	2.6
S718	0.00007	0	01Jan2000, 11:30	0	S718	0.00007	0	01Jan2000, 15:00	0
S719	0.00039	0.1	01Jan2000, 11:30	0.1	S719	0.00039	0.1	01Jan2000, 15:00	0.1
S720	0.01113	3.8	01Jan2000, 11:39	2.5	S720	0.01113	3.2	01Jan2000, 16:00	2.7
S721A	0.00008	0	01Jan2000, 11:30	0	S721A	0.00008	0	01Jan2000, 16:00	0
S722	0.00014	0.1	01Jan2000, 11:30	0	S722	0.00014	0	01Jan2000, 15:00	0
S723	0.00126	0.4	01Jan2000, 11:39	0.3	S723	0.00126	0.4	01Jan2000, 15:14	0.3
S724	0.01253	4.3	01Jan2000, 11:39	2.9	S724	0.01253	3.6	01Jan2000, 16:00	3.1
S726A	0.00251	0.8	01Jan2000, 11:36	0.6	S726A	0.00251	0.7	01Jan2000, 16:01	0.6
S801	0.00274	0.9	01Jan2000, 11:36	0.6	S801	0.00274	0.8	01Jan2000, 16:01	0.7
S802	0.01527	5.2	01Jan2000, 11:39	3.5	S802	0.01527	4.3	01Jan2000, 16:00	3.7
S803	0.00012	0	01Jan2000, 11:24	0	S803	0.00012	0	01Jan2000, 14:09	0
S804	0.00127	0.4	01Jan2000, 11:33	0.3	S804	0.00127	0.4	01Jan2000, 15:03	0.3
S805	0.01666	5.7	01Jan2000, 11:39	3.8	S805	0.01666	4.7	01Jan2000, 16:00	4.1
S806	0.00021	0.1	01Jan2000, 11:30	0.1	S806	0.00021	0.1	01Jan2000, 15:00	0.1
S807	0.00037	0.1	01Jan2000, 11:30	0.1	S807	0.00037	0.1	01Jan2000, 15:00	0.1
S808	0.00016	0.1	01Jan2000, 11:36	0	S808	0.00016	0	01Jan2000, 15:07	0
S809	0.00092	0.3	01Jan2000, 11:33	0.2	S809	0.00092	0.3	01Jan2000, 15:06	0.2
S810	0.00142	0.5	01Jan2000, 11:33	0.3	S810	0.00142	0.4	01Jan2000, 16:01	0.4
S811	0.00277	1	01Jan2000, 11:30	0.7	S811	0.00277	0.8	01Jan2000, 16:00	0.7
S812	0.00792	2.7	01Jan2000, 11:39	1.8	S812	0.00792	2.3	01Jan2000, 16:01	2
S813	0.00101	0.4	01Jan2000, 11:36	0.2	S813	0.00101	0.3	01Jan2000, 15:08	0.3

S814	0.00973	3.3	01Jan2000, 11:39	2.3	S814	0.00973	2.8	01Jan2000, 16:01	2.4
S815	0.02916	10	01Jan2000, 11:39	6.8	S815	0.02916	8.3	01Jan2000, 16:00	7.2
S816	0.00094	0.3	01Jan2000, 11:33	0.2	S816	0.00094	0.3	01Jan2000, 15:05	0.3
S817	0.22252	76	01Jan2000, 12:03	52.3	S817	0.22252	63.7	01Jan2000, 16:01	55.9
S818	0.22274	76.1	01Jan2000, 12:03	52.3	S818	0.22274	63.8	01Jan2000, 16:01	55.9
S819	0.22369	76.4	01Jan2000, 12:03	52.5	S819	0.22369	64.1	01Jan2000, 16:01	56.2
S820	0.22369	76.4	01Jan2000, 12:03	52.5	S820	0.22369	64.1	01Jan2000, 16:01	56.2
S821	0.00027	0.1	01Jan2000, 11:30	0.1	S821	0.00027	0.1	01Jan2000, 15:00	0.1
S822	0.25312	86.4	01Jan2000, 12:00	59.3	S822	0.25312	72.5	01Jan2000, 16:00	63.5
S901	0.00376	1.3	01Jan2000, 11:30	0.9	S901	0.00376	1.1	01Jan2000, 16:00	1
1A	0.00357	1.2	01Jan2000, 11:42	0.8	1A	0.00357	1	01Jan2000, 16:03	0.8
1B	0.00149	0.5	01Jan2000, 11:36	0.3	1B	0.00149	0.4	01Jan2000, 16:01	0.4
1C	0.00268	0.9	01Jan2000, 11:33	0.6	1C	0.00268	0.8	01Jan2000, 16:00	0.7
1D	0.00008	0	01Jan2000, 12:00	0	1D	0.00008	0	01Jan2000, 16:00	0
1E	0.00682	2.3	01Jan2000, 11:33	1.6	1E	0.00682	2	01Jan2000, 16:00	1.7
1F	0.00006	0	01Jan2000, 11:33	0	1F	0.00006	0	01Jan2000, 15:03	0
1G	0.00011	0	01Jan2000, 11:24	0	1G	0.00011	0	01Jan2000, 14:09	0
1H	0.00004	0	01Jan2000, 11:30	0	1H	0.00004	0	01Jan2000, 14:31	0
1I	0.00004	0	01Jan2000, 11:24	0	1I	0.00004	0	01Jan2000, 14:05	0
1J	0.00011	0	01Jan2000, 11:30	0	1J	0.00011	0	01Jan2000, 15:02	0
1K	0.00012	0	01Jan2000, 11:24	0	1K	0.00012	0	01Jan2000, 14:08	0
1L	0.00007	0	01Jan2000, 11:33	0	1L	0.00007	0	01Jan2000, 15:03	0
1M	0.00008	0	01Jan2000, 11:24	0	1M	0.00008	0	01Jan2000, 14:08	0
1N	0.00009	0	01Jan2000, 11:30	0	1N	0.00009	0	01Jan2000, 16:00	0
1O	0.0001	0	01Jan2000, 11:30	0	1O	0.0001	0	01Jan2000, 16:00	0
1P	0.00022	0.1	01Jan2000, 11:30	0.1	1P	0.00022	0.1	01Jan2000, 15:00	0.1
1Q	0.00074	0.2	01Jan2000, 12:00	0.1	1Q	0.00074	0.2	01Jan2000, 16:01	0.1
1R	0.00055	0.2	01Jan2000, 12:03	0.1	1R	0.00055	0.1	01Jan2000, 16:03	0.1
1S	0.0005	0.2	01Jan2000, 11:36	0.1	1S	0.0005	0.1	01Jan2000, 16:01	0.1
10A	0.00054	0.2	01Jan2000, 12:00	0.1	10A	0.00054	0.2	01Jan2000, 16:05	0.1
10B	0.00085	0.3	01Jan2000, 11:51	0.2	10B	0.00085	0.2	01Jan2000, 16:03	0.2
10C	0.00027	0.1	01Jan2000, 11:30	0.1	10C	0.00027	0.1	01Jan2000, 16:00	0.1
10D	0.00012	0	01Jan2000, 11:30	0	10D	0.00012	0	01Jan2000, 15:00	0
10E	0.0001	0	01Jan2000, 11:30	0	10E	0.0001	0	01Jan2000, 15:00	0
11A	0.00039	0.1	01Jan2000, 11:39	0.1	11A	0.00039	0.1	01Jan2000, 16:01	0.1
11AA	0.00014	0.1	01Jan2000, 11:30	0	11AA	0.00014	0	01Jan2000, 15:00	0
11AA2	0.00008	0	01Jan2000, 11:30	0	11AA2	0.00008	0	01Jan2000, 16:00	0
11AB	0.00126	0.4	01Jan2000, 11:39	0.3	11AB	0.00126	0.4	01Jan2000, 15:14	0.3
11AC	0.00032	0.1	01Jan2000, 11:39	0.1	11AC	0.00032	0.1	01Jan2000, 15:10	0.1
11AD	0.00127	0.4	01Jan2000, 11:33	0.3	11AD	0.00127	0.4	01Jan2000, 15:03	0.3
11AD2	0.00012	0	01Jan2000, 11:24	0	11AD2	0.00012	0	01Jan2000, 14:09	0
11AE	0.00471	1.6	01Jan2000, 11:39	1.1	11AE	0.00471	1.4	01Jan2000, 16:01	1.2
11AF	0.00076	0.3	01Jan2000, 11:33	0.2	11AF	0.00076	0.2	01Jan2000, 15:06	0.2
11AF2	0.00016	0.1	01Jan2000, 11:36	0	11AF2	0.00016	0	01Jan2000, 15:07	0
11AG	0.00101	0.4	01Jan2000, 11:33	0.2	11AG	0.00101	0.3	01Jan2000, 15:03	0.3
11AH	0.00163	0.6	01Jan2000, 11:30	0.4	11AH	0.00163	0.5	01Jan2000, 15:00	0.4
11AI	0.00094	0.3	01Jan2000, 11:33	0.2	11AI	0.00094	0.3	01Jan2000, 15:05	0.3
11AJ	0.00101	0.4	01Jan2000, 11:36	0.2	11AJ	0.00101	0.3	01Jan2000, 15:08	0.3
11AK	0.0008	0.3	01Jan2000, 11:42	0.2	11AK	0.0008	0.2	01Jan2000, 16:02	0.2

11AL	0.00142	0.5	01Jan2000, 11:33	0.3	11AL	0.00142	0.4	01Jan2000, 16:01	0.4
11AL2	0.00006	0	01Jan2000, 11:24	0	11AL2	0.00006	0	01Jan2000, 14:05	0
11AM	0.00016	0.1	01Jan2000, 11:30	0	11AM	0.00016	0	01Jan2000, 15:00	0
11AN	0.00035	0.1	01Jan2000, 11:30	0.1	11AN	0.00035	0.1	01Jan2000, 15:00	0.1
11AO	0.00409	1.4	01Jan2000, 11:36	1	11AO	0.00409	1.2	01Jan2000, 15:06	1.1
11AP	0.00664	2.3	01Jan2000, 11:51	1.6	11AP	0.00664	1.9	01Jan2000, 16:03	1.7
11AQ	0.00022	0.1	01Jan2000, 11:36	0.1	11AQ	0.00022	0.1	01Jan2000, 16:01	0.1
11AR	0.00021	0.1	01Jan2000, 11:30	0.1	11AR	0.00021	0.1	01Jan2000, 15:00	0.1
11AS	0.00095	0.3	01Jan2000, 12:18	0.2	11AS	0.00095	0.3	01Jan2000, 16:13	0.2
11AT	0.00027	0.1	01Jan2000, 11:30	0.1	11AT	0.00027	0.1	01Jan2000, 15:00	0.1
11AU	0.00029	0.1	01Jan2000, 11:30	0.1	11AU	0.00029	0.1	01Jan2000, 15:02	0.1
11AV	0.00053	0.2	01Jan2000, 11:30	0.1	11AV	0.00053	0.2	01Jan2000, 15:00	0.1
11AW	0.00004	0	01Jan2000, 11:30	0	11AW	0.00004	0	01Jan2000, 15:00	0
11AX	0.00264	0.9	01Jan2000, 11:42	0.7	11AX	0.00264	0.8	01Jan2000, 15:17	0.7
11AY	0.03839	13.1	01Jan2000, 11:48	8.8	11AY	0.03839	10.9	01Jan2000, 16:03	9.4
11AZ	0.11465	39.7	01Jan2000, 12:09	27.8	11AZ	0.11465	33.3	01Jan2000, 16:07	29.7
11B	0.00032	0.1	01Jan2000, 11:30	0.1	11B	0.00032	0.1	01Jan2000, 15:03	0.1
11BA	0.04317	14.2	01Jan2000, 12:09	9.3	11BA	0.04317	12	01Jan2000, 16:09	10
11C	0.00839	2.9	01Jan2000, 11:36	1.9	11C	0.00839	2.4	01Jan2000, 16:01	2
11D	0.00089	0.3	01Jan2000, 11:30	0.2	11D	0.00089	0.3	01Jan2000, 16:00	0.2
11E	0.00064	0.2	01Jan2000, 11:39	0.1	11E	0.00064	0.2	01Jan2000, 16:02	0.2
11F	0.00229	0.8	01Jan2000, 11:39	0.5	11F	0.00229	0.6	01Jan2000, 16:02	0.5
11F2	0.00009	0	01Jan2000, 11:39	0	11F2	0.00009	0	01Jan2000, 16:02	0
11G	0.00185	0.6	01Jan2000, 11:36	0.4	11G	0.00185	0.5	01Jan2000, 16:01	0.4
11H	0.00031	0.1	01Jan2000, 11:33	0.1	11H	0.00031	0.1	01Jan2000, 15:04	0.1
11I	0.00014	0.1	01Jan2000, 11:24	0	11I	0.00014	0	01Jan2000, 14:09	0
11J	0.00027	0.1	01Jan2000, 11:33	0.1	11J	0.00027	0.1	01Jan2000, 16:00	0.1
11K	0.0004	0.1	01Jan2000, 11:51	0.1	11K	0.0004	0.1	01Jan2000, 16:04	0.1
11L	0.00019	0.1	01Jan2000, 11:36	0	11L	0.00019	0.1	01Jan2000, 15:08	0
11M	0.00067	0.2	01Jan2000, 12:09	0.1	11M	0.00067	0.2	01Jan2000, 16:09	0.2
11N	0.00073	0.2	01Jan2000, 11:42	0.2	11N	0.00073	0.2	01Jan2000, 16:02	0.2
11O	0.00018	0.1	01Jan2000, 11:33	0	11O	0.00018	0.1	01Jan2000, 15:06	0
11P	0.00098	0.3	01Jan2000, 11:54	0.2	11P	0.00098	0.3	01Jan2000, 16:04	0.2
11Q	0.00021	0.1	01Jan2000, 11:30	0.1	11Q	0.00021	0.1	01Jan2000, 15:01	0.1
11R	0.00094	0.3	01Jan2000, 11:42	0.2	11R	0.00094	0.3	01Jan2000, 16:02	0.2
11S	0.0002	0.1	01Jan2000, 11:39	0	11S	0.0002	0.1	01Jan2000, 15:10	0.1
11T	0.00063	0.2	01Jan2000, 11:42	0.1	11T	0.00063	0.2	01Jan2000, 16:02	0.2
11U	0.00048	0.2	01Jan2000, 12:03	0.1	11U	0.00048	0.1	01Jan2000, 16:06	0.1
11U2	0.0002	0.1	01Jan2000, 11:42	0	11U2	0.0002	0.1	01Jan2000, 16:03	0
11V	0.00033	0.1	01Jan2000, 11:45	0.1	11V	0.00033	0.1	01Jan2000, 16:02	0.1
11W	0.00007	0	01Jan2000, 11:30	0	11W	0.00007	0	01Jan2000, 15:00	0
11X	0.00321	1.1	01Jan2000, 11:39	0.7	11X	0.00321	0.9	01Jan2000, 16:01	0.8
11Y	0.00067	0.2	01Jan2000, 11:39	0.2	11Y	0.00067	0.2	01Jan2000, 16:02	0.2
11Z	0.00243	0.8	01Jan2000, 11:36	0.5	11Z	0.00243	0.7	01Jan2000, 16:01	0.6
11Z2	0.00023	0.1	01Jan2000, 11:33	0.1	11Z2	0.00023	0.1	01Jan2000, 16:01	0.1
2A	0.00113	0.4	01Jan2000, 11:36	0.3	2A	0.00113	0.3	01Jan2000, 16:01	0.3
2B	0.00688	2.2	01Jan2000, 11:39	1.4	2B	0.00688	1.9	01Jan2000, 16:02	1.5
2C	0.00015	0.1	01Jan2000, 11:33	0	2C	0.00015	0	01Jan2000, 16:01	0
2D	0.00011	0	01Jan2000, 11:30	0	2D	0.00011	0	01Jan2000, 15:00	0

2E	0.00012	0	01Jan2000, 11:30	0	2E	0.00012	0	01Jan2000, 15:00	0
2F	0.00036	0.1	01Jan2000, 11:30	0.1	2F	0.00036	0.1	01Jan2000, 15:00	0.1
2G	0.00065	0.2	01Jan2000, 11:30	0.2	2G	0.00065	0.2	01Jan2000, 15:00	0.2
2H	0.00018	0.1	01Jan2000, 11:30	0	2H	0.00018	0.1	01Jan2000, 15:00	0
2I	0.00019	0.1	01Jan2000, 11:33	0	2I	0.00019	0.1	01Jan2000, 15:05	0
2K	0.00045	0.2	01Jan2000, 11:30	0.1	2K	0.00045	0.1	01Jan2000, 15:02	0.1
2L	0.00074	0.3	01Jan2000, 11:33	0.2	2L	0.00074	0.2	01Jan2000, 15:04	0.2
2M	0.00004	0	01Jan2000, 11:30	0	2M	0.00004	0	01Jan2000, 15:00	0
2N	0.00013	0	01Jan2000, 11:30	0	2N	0.00013	0	01Jan2000, 15:00	0
2O	0.00013	0	01Jan2000, 11:30	0	2O	0.00013	0	01Jan2000, 15:00	0
2P	0.00035	0.1	01Jan2000, 11:30	0.1	2P	0.00035	0.1	01Jan2000, 15:00	0.1
2Q	0.00015	0.1	01Jan2000, 11:30	0	2Q	0.00015	0	01Jan2000, 15:00	0
2R	0.00003	0	01Jan2000, 11:30	0	2R	0.00003	0	01Jan2000, 15:00	0
2S	0.00019	0.1	01Jan2000, 11:30	0	2S	0.00019	0.1	01Jan2000, 15:00	0.1
2T	0.00017	0.1	01Jan2000, 11:30	0	2T	0.00017	0.1	01Jan2000, 15:00	0
2U	0.00035	0.1	01Jan2000, 11:30	0.1	2U	0.00035	0.1	01Jan2000, 15:00	0.1
2V	0.00021	0.1	01Jan2000, 11:30	0.1	2V	0.00021	0.1	01Jan2000, 15:00	0.1
2W	0.00009	0	01Jan2000, 11:30	0	2W	0.00009	0	01Jan2000, 15:00	0
3A	0.00017	0.1	01Jan2000, 11:30	0	3A	0.00017	0.1	01Jan2000, 15:00	0
3B	0.00025	0.1	01Jan2000, 11:30	0.1	3B	0.00025	0.1	01Jan2000, 15:00	0.1
3C	0.00014	0.1	01Jan2000, 11:24	0	3C	0.00014	0	01Jan2000, 14:05	0
3D	0.0005	0.2	01Jan2000, 11:30	0.1	3D	0.0005	0.1	01Jan2000, 15:00	0.1
4A	0.00025	0.1	01Jan2000, 11:30	0.1	4A	0.00025	0.1	01Jan2000, 15:00	0.1
4B	0.00024	0.1	01Jan2000, 11:30	0.1	4B	0.00024	0.1	01Jan2000, 15:00	0.1
4C	0.00014	0	01Jan2000, 11:30	0	4C	0.00014	0	01Jan2000, 15:00	0
4D	0.00007	0	01Jan2000, 11:24	0	4D	0.00007	0	01Jan2000, 14:05	0
4E	0.00077	0.3	01Jan2000, 11:33	0.2	4E	0.00077	0.2	01Jan2000, 15:04	0.2
4F	0.00017	0.1	01Jan2000, 11:24	0	4F	0.00017	0.1	01Jan2000, 14:05	0
4G	0.0001	0	01Jan2000, 11:24	0	4G	0.0001	0	01Jan2000, 14:05	0
4H	0.00025	0.1	01Jan2000, 11:30	0.1	4H	0.00025	0.1	01Jan2000, 15:00	0.1
4I	0.00084	0.3	01Jan2000, 11:33	0.2	4I	0.00084	0.2	01Jan2000, 15:03	0.2
4J	0.00034	0.1	01Jan2000, 11:30	0.1	4J	0.00034	0.1	01Jan2000, 16:00	0.1
4K	0.00017	0.1	01Jan2000, 11:30	0	4K	0.00017	0	01Jan2000, 15:00	0
4L	0.00015	0.1	01Jan2000, 11:30	0	4L	0.00015	0	01Jan2000, 15:00	0
4M	0.00009	0	01Jan2000, 11:30	0	4M	0.00009	0	01Jan2000, 15:00	0
4N	0.00154	0.5	01Jan2000, 11:30	0.4	4N	0.00154	0.4	01Jan2000, 16:00	0.4
5A	0.00018	0.1	01Jan2000, 11:30	0	5A	0.00018	0.1	01Jan2000, 15:00	0
5B	0.00173	0.6	01Jan2000, 11:33	0.4	5B	0.00173	0.5	01Jan2000, 15:04	0.4
5C	0.00027	0.1	01Jan2000, 11:30	0.1	5C	0.00027	0.1	01Jan2000, 15:00	0.1
5D	0.00107	0.4	01Jan2000, 11:36	0.2	5D	0.00107	0.3	01Jan2000, 16:01	0.3
5D2	0.0002	0.1	01Jan2000, 11:30	0.1	5D2	0.0002	0.1	01Jan2000, 15:00	0.1
5D3	0.00008	0	01Jan2000, 11:30	0	5D3	0.00008	0	01Jan2000, 16:00	0
5E	0.0005	0.2	01Jan2000, 12:03	0.1	5E	0.0005	0.1	01Jan2000, 16:03	0.1
5F	0.00883	2.9	01Jan2000, 12:03	1.9	5F	0.00883	2.4	01Jan2000, 16:02	2
6A	0.00014	0	01Jan2000, 11:30	0	6A	0.00014	0	01Jan2000, 15:00	0
6B	0.00405	1.4	01Jan2000, 11:42	0.9	6B	0.00405	1.1	01Jan2000, 16:02	1
6C	0.00007	0	01Jan2000, 11:24	0	6C	0.00007	0	01Jan2000, 14:05	0
6D	0.00021	0.1	01Jan2000, 11:36	0	6D	0.00021	0.1	01Jan2000, 16:01	0
6E	0.00023	0.1	01Jan2000, 11:33	0.1	6E	0.00023	0.1	01Jan2000, 16:00	0.1

6F	0.00018	0.1	01Jan2000, 11:30	0	6F	0.00018	0.1	01Jan2000, 16:00	0
6G	0.00658	2.1	01Jan2000, 12:03	1.4	6G	0.00658	1.8	01Jan2000, 16:02	1.5
6H	0.00019	0.1	01Jan2000, 11:33	0	6H	0.00019	0.1	01Jan2000, 16:01	0
6I	0.00052	0.2	01Jan2000, 11:36	0.1	6I	0.00052	0.1	01Jan2000, 16:02	0.1
6J	0.00009	0	01Jan2000, 11:24	0	6J	0.00009	0	01Jan2000, 14:05	0
6K	0.00006	0	01Jan2000, 11:24	0	6K	0.00006	0	01Jan2000, 14:08	0
6L	0.00007	0	01Jan2000, 11:24	0	6L	0.00007	0	01Jan2000, 14:08	0
6M	0.00007	0	01Jan2000, 11:24	0	6M	0.00007	0	01Jan2000, 14:05	0
6N	0.0001	0	01Jan2000, 11:24	0	6N	0.0001	0	01Jan2000, 14:09	0
6O	0.00017	0.1	01Jan2000, 11:30	0	6O	0.00017	0.1	01Jan2000, 15:00	0
6P	0.00017	0.1	01Jan2000, 11:30	0	6P	0.00017	0.1	01Jan2000, 15:00	0
6Q	0.00012	0	01Jan2000, 11:30	0	6Q	0.00012	0	01Jan2000, 15:00	0
6R	0.00009	0	01Jan2000, 11:30	0	6R	0.00009	0	01Jan2000, 16:00	0
6S	0.00013	0	01Jan2000, 11:30	0	6S	0.00013	0	01Jan2000, 15:00	0
6T	0.00013	0	01Jan2000, 11:30	0	6T	0.00013	0	01Jan2000, 15:00	0
7A	0.00269	0.9	01Jan2000, 11:42	0.6	7A	0.00269	0.8	01Jan2000, 16:03	0.6
7B	0.00146	0.5	01Jan2000, 11:36	0.3	7B	0.00146	0.4	01Jan2000, 16:01	0.3
7C	0.0005	0.2	01Jan2000, 11:36	0.1	7C	0.0005	0.1	01Jan2000, 16:01	0.1
7D	0.00027	0.1	01Jan2000, 11:39	0.1	7D	0.00027	0.1	01Jan2000, 16:02	0.1
7E	0.00023	0.1	01Jan2000, 11:36	0.1	7E	0.00023	0.1	01Jan2000, 15:09	0.1
7F	0.00008	0	01Jan2000, 11:27	0	7F	0.00008	0	01Jan2000, 14:18	0
7G	0.00008	0	01Jan2000, 11:30	0	7G	0.00008	0	01Jan2000, 16:00	0
7H	0.0002	0.1	01Jan2000, 11:30	0.1	7H	0.0002	0.1	01Jan2000, 15:00	0.1
7I	0.00029	0.1	01Jan2000, 12:00	0.1	7I	0.00029	0.1	01Jan2000, 16:01	0.1
7I2	0.0001	0	01Jan2000, 11:24	0	7I2	0.0001	0	01Jan2000, 14:08	0
7J	0.00052	0.2	01Jan2000, 11:39	0.1	7J	0.00052	0.1	01Jan2000, 16:01	0.1
7K	0.00855	2.8	01Jan2000, 12:03	1.8	7K	0.00855	2.3	01Jan2000, 16:03	1.9
7L	0.00007	0	01Jan2000, 11:30	0	7L	0.00007	0	01Jan2000, 15:00	0
7M	0.00012	0	01Jan2000, 11:24	0	7M	0.00012	0	01Jan2000, 14:09	0
8A	0.00012	0	01Jan2000, 11:30	0	8A	0.00012	0	01Jan2000, 15:01	0
8A2	0.00009	0	01Jan2000, 11:24	0	8A2	0.00009	0	01Jan2000, 14:08	0
8B	0.00056	0.2	01Jan2000, 11:42	0.1	8B	0.00056	0.2	01Jan2000, 16:03	0.1
8B2	0.00051	0.2	01Jan2000, 11:39	0.1	8B2	0.00051	0.1	01Jan2000, 16:02	0.1
8C	0.00017	0.1	01Jan2000, 11:30	0	8C	0.00017	0.1	01Jan2000, 15:00	0
8C2	0.00011	0	01Jan2000, 11:24	0	8C2	0.00011	0	01Jan2000, 14:08	0
8D	0.00066	0.2	01Jan2000, 11:39	0.1	8D	0.00066	0.2	01Jan2000, 16:02	0.1
8D2	0.00034	0.1	01Jan2000, 11:36	0.1	8D2	0.00034	0.1	01Jan2000, 16:01	0.1
8E	0.0001	0	01Jan2000, 11:30	0	8E	0.0001	0	01Jan2000, 15:00	0
8F	0.00054	0.2	01Jan2000, 11:36	0.1	8F	0.00054	0.2	01Jan2000, 16:01	0.1
8G	0.00011	0	01Jan2000, 11:30	0	8G	0.00011	0	01Jan2000, 15:00	0
8H	0.00047	0.2	01Jan2000, 11:45	0.1	8H	0.00047	0.1	01Jan2000, 16:04	0.1
8I	0.00017	0.1	01Jan2000, 11:30	0	8I	0.00017	0.1	01Jan2000, 15:00	0
8J	0.00049	0.2	01Jan2000, 11:36	0.1	8J	0.00049	0.1	01Jan2000, 16:01	0.1
8K	0.00025	0.1	01Jan2000, 11:30	0.1	8K	0.00025	0.1	01Jan2000, 15:00	0.1
8L	0.00016	0.1	01Jan2000, 11:24	0	8L	0.00016	0	01Jan2000, 14:12	0
8M	0.00024	0.1	01Jan2000, 12:03	0	8M	0.00024	0.1	01Jan2000, 16:01	0
9A	0.00196	0.7	01Jan2000, 11:36	0.5	9A	0.00196	0.6	01Jan2000, 15:08	0.5
9B	0.00131	0.4	01Jan2000, 11:30	0.3	9B	0.00131	0.4	01Jan2000, 16:00	0.3
9C	0.00016	0.1	01Jan2000, 11:30	0	9C	0.00016	0	01Jan2000, 15:01	0

9C2	0.00012	0	01Jan2000, 11:30	0	9C2	0.00012	0	01Jan2000, 16:00	0
9D	0.00014	0.1	01Jan2000, 11:24	0	9D	0.00014	0	01Jan2000, 14:09	0
9E	0.0013	0.5	01Jan2000, 11:33	0.3	9E	0.0013	0.4	01Jan2000, 15:04	0.3
9F	0.00279	1	01Jan2000, 11:30	0.7	9F	0.00279	0.8	01Jan2000, 15:00	0.7
9G	0.00073	0.2	01Jan2000, 11:33	0.2	9G	0.00073	0.2	01Jan2000, 16:01	0.2
9H	0.00033	0.1	01Jan2000, 11:30	0.1	9H	0.00033	0.1	01Jan2000, 15:03	0.1
9I	0.00081	0.3	01Jan2000, 11:33	0.2	9I	0.00081	0.2	01Jan2000, 16:01	0.2
9J	0.00019	0.1	01Jan2000, 11:30	0	9J	0.00019	0.1	01Jan2000, 15:00	0.1

10YR240HR				
Hydrologic Element	Drainage Area (MI2)	Peak Discharge (CFS)	Time of Peak	Volume (AC-FT)
DEP 1C	0.00268	0.2	09Jan2000, 12:00	1.1
DEP 1E	0.00682	0.4	09Jan2000, 12:00	2.8
DEP 11AE	0.00471	0.3	09Jan2000, 12:00	2
DEP 11Z	0.00243	0.1	09Jan2000, 12:00	1
DEP 5F	0.00883	0.5	09Jan2000, 12:00	3.5
DEP 6G	0.00658	0.4	09Jan2000, 12:00	2.5
DEP 7K	0.00855	0.5	09Jan2000, 12:00	3.3
DET 11X	0.00321	0.2	09Jan2000, 12:00	1.3
EX STR 1	0.00149	0.1	09Jan2000, 12:00	0.6
EX STR 11	0.00004	0	09Jan2000, 12:00	0
EX STR 12	0.00013	0	09Jan2000, 12:00	0.1
EX STR 13	0.00013	0	09Jan2000, 12:00	0.1
EX STR 14	0.00827	0.5	09Jan2000, 12:00	3.2
EX STR 15	0.00842	0.5	09Jan2000, 12:00	3.2
EX STR 16	0.0005	0	09Jan2000, 12:00	0.2
EX STR 17	0.00025	0	09Jan2000, 12:00	0.1
EX STR 18	0.00024	0	09Jan2000, 12:00	0.1
EX STR 19	0.00021	0	09Jan2000, 12:00	0.1
EX STR 2	0.00417	0.2	09Jan2000, 12:00	1.7
EX STR 20	0.00007	0	09Jan2000, 00:36	0
EX STR 21	0.00077	0	09Jan2000, 12:00	0.3
EX STR 22	0.00317	0.2	09Jan2000, 12:00	1.3
EX STR 23	0.00276	0.2	09Jan2000, 12:00	1.2
EX STR 24	0.0024	0.1	09Jan2000, 12:00	1
EX STR 25	0.00231	0.1	09Jan2000, 12:00	1
EX STR 27	0.00196	0.1	09Jan2000, 12:00	0.8
EX STR 28	0.0013	0.1	09Jan2000, 12:00	0.6
EX STR 28-2	0.00426	0.2	09Jan2000, 12:00	1.8
EX STR 29	0.001	0.1	09Jan2000, 12:00	0.4
EX STR 3	0.00425	0.2	09Jan2000, 12:00	1.8
EX STR 30	0.00019	0	09Jan2000, 12:00	0.1
EX STR 31	0.00839	0.5	09Jan2000, 12:00	3.4
EX STR 32	0.00992	0.6	09Jan2000, 12:00	4
EX STR 32-2	0.01051	0.6	09Jan2000, 12:00	4.3
EX STR 33	0.00064	0	09Jan2000, 12:00	0.3
EX STR 34	0.0004	0	09Jan2000, 12:00	0.2
EX STR 35	0.00059	0	09Jan2000, 12:00	0.2
EX STR 36	0.00094	0.1	09Jan2000, 12:00	0.4
EX STR 37	0.01165	0.7	09Jan2000, 12:00	4.7
EX STR 38	0.00321	0.2	09Jan2000, 12:00	1.3
EX STR 39	0.00101	0.1	09Jan2000, 12:00	0.4
EX STR 4	0.01107	0.6	09Jan2000, 12:00	4.6
EX STR 40	0.00163	0.1	09Jan2000, 12:00	0.7
EX STR 41	0.00035	0	09Jan2000, 12:00	0.2
EX STR 41-2	0.00136	0.1	09Jan2000, 12:00	0.6

10YR48HR				
Hydrologic Element	Drainage Area (MI2)	Peak Discharge (CFS)	Time of Peak	Volume (AC-FT)
DEP 1C	0.00268	0.6	02Jan2000, 18:00	0.8
DEP 1E	0.00682	1.6	02Jan2000, 18:03	1.9
DEP 11AE	0.00471	1.1	02Jan2000, 18:00	1.3
DEP 11Z	0.00243	0.6	02Jan2000, 18:00	0.6
DEP 5F	0.00883	2	02Jan2000, 18:03	2.2
DEP 6G	0.00658	1.5	02Jan2000, 18:03	1.6
DEP 7K	0.00855	2	02Jan2000, 18:03	2.1
DET 11X	0.00321	0.8	02Jan2000, 18:00	0.8
EX STR 1	0.00149	0.4	02Jan2000, 18:00	0.4
EX STR 11	0.00004	0	02Jan2000, 18:00	0
EX STR 12	0.00013	0	02Jan2000, 18:00	0
EX STR 13	0.00013	0	02Jan2000, 18:00	0
EX STR 14	0.00827	1.9	02Jan2000, 18:00	2
EX STR 15	0.00842	2	02Jan2000, 18:00	2.1
EX STR 16	0.0005	0.1	02Jan2000, 18:00	0.1
EX STR 17	0.00025	0.1	02Jan2000, 18:00	0.1
EX STR 18	0.00024	0.1	02Jan2000, 18:00	0.1
EX STR 19	0.00021	0.1	02Jan2000, 18:00	0.1
EX STR 2	0.00417	1	02Jan2000, 18:00	1.2
EX STR 20	0.00007	0	02Jan2000, 17:12	0
EX STR 21	0.00077	0.2	02Jan2000, 18:00	0.2
EX STR 22	0.00317	0.8	02Jan2000, 18:00	0.9
EX STR 23	0.00276	0.7	02Jan2000, 18:00	0.8
EX STR 24	0.0024	0.6	02Jan2000, 18:00	0.7
EX STR 25	0.00231	0.6	02Jan2000, 18:00	0.6
EX STR 27	0.00196	0.5	02Jan2000, 18:00	0.6
EX STR 28	0.0013	0.3	02Jan2000, 18:00	0.4
EX STR 28-2	0.00426	1	02Jan2000, 18:00	1.2
EX STR 29	0.001	0.2	02Jan2000, 18:00	0.3
EX STR 3	0.00425	1	02Jan2000, 18:00	1.2
EX STR 30	0.00019	0	02Jan2000, 18:00	0.1
EX STR 31	0.00839	2	02Jan2000, 18:00	2.2
EX STR 32	0.00992	2.4	02Jan2000, 18:00	2.7
EX STR 32-2	0.01051	2.5	02Jan2000, 18:00	2.8
EX STR 33	0.00064	0.2	02Jan2000, 18:00	0.2
EX STR 34	0.0004	0.1	02Jan2000, 18:03	0.1
EX STR 35	0.00059	0.1	02Jan2000, 18:00	0.2
EX STR 36	0.00094	0.2	02Jan2000, 18:00	0.3
EX STR 37	0.01165	2.8	02Jan2000, 18:00	3.1
EX STR 38	0.00321	0.8	02Jan2000, 18:00	0.8
EX STR 39	0.00101	0.2	02Jan2000, 18:00	0.3
EX STR 4	0.01107	2.6	02Jan2000, 18:00	3
EX STR 40	0.00163	0.4	02Jan2000, 18:00	0.5
EX STR 41	0.00035	0.1	02Jan2000, 18:00	0.1
EX STR 41-2	0.00136	0.3	02Jan2000, 18:00	0.4

EX STR 42	0.2003	11.4	09Jan2000, 12:00	83.1	EX STR 42	0.2003	46.6	02Jan2000, 18:06	55.3
EX STR 42-2	0.20166	11.5	09Jan2000, 12:00	83.7	EX STR 42-2	0.20166	46.9	02Jan2000, 18:06	55.6
EX STR 43	0.00664	0.4	09Jan2000, 12:00	2.8	EX STR 43	0.00664	1.6	02Jan2000, 18:03	1.9
EX STR 43-2	0.22158	12.6	09Jan2000, 12:00	91.9	EX STR 43-2	0.22158	51.5	02Jan2000, 18:06	61.1
EX STR 44	0.00029	0	09Jan2000, 12:00	0.1	EX STR 44	0.00029	0.1	02Jan2000, 18:00	0.1
EX STR 45	0.00053	0	09Jan2000, 12:00	0.2	EX STR 45	0.00053	0.1	02Jan2000, 18:00	0.2
EX STR 45-2	0.25394	14.5	09Jan2000, 12:00	105.3	EX STR 45-2	0.25394	59.1	02Jan2000, 18:00	70
EX STR 46	0.00004	0	09Jan2000, 12:00	0	EX STR 46	0.00004	0	02Jan2000, 18:00	0
EX STR 47	0.00268	0.2	09Jan2000, 12:00	1.2	EX STR 47	0.00268	0.6	02Jan2000, 18:00	0.8
EX STR 47-2	0.25662	14.6	09Jan2000, 12:00	106.5	EX STR 47-2	0.25662	59.8	02Jan2000, 18:00	70.8
EX STR 48	0.19621	11.2	09Jan2000, 12:00	81.4	EX STR 48	0.19621	45.6	02Jan2000, 18:09	54.1
EX STR 49	0.15782	9	09Jan2000, 12:00	65.6	EX STR 49	0.15782	36.6	02Jan2000, 18:09	43.7
EX STR 5	0.00688	0.4	09Jan2000, 12:00	2.6	EX STR 5	0.00688	1.6	02Jan2000, 18:00	1.6
EX STR 50	0.04317	2.4	09Jan2000, 12:00	17	EX STR 50	0.04317	9.9	02Jan2000, 18:06	11.1
EX STR 6	0.00707	0.4	09Jan2000, 12:00	2.7	EX STR 6	0.00707	1.6	02Jan2000, 18:00	1.7
EX STR 7	0.00731	0.4	09Jan2000, 12:00	2.8	EX STR 7	0.00731	1.7	02Jan2000, 18:00	1.8
EX STR 8	0.00756	0.4	09Jan2000, 12:00	2.9	EX STR 8	0.00756	1.7	02Jan2000, 18:00	1.8
EX STR 9	0.00792	0.4	09Jan2000, 12:00	3	EX STR 9	0.00792	1.8	02Jan2000, 18:00	1.9
J-S101	0.0000001	0	09Jan2000, 00:39	0	J-S101	0.0000001	0	02Jan2000, 17:30	0
J-S601	0.0000001	0	09Jan2000, 00:39	0	J-S601	0.0000001	0	02Jan2000, 17:30	0
J-S602	0.0000001	0	09Jan2000, 00:39	0	J-S602	0.0000001	0	02Jan2000, 17:30	0
OUTLET 1 - S122	0.0174701	1	09Jan2000, 06:33	7	OUTLET 1 - S122	0.0174701	4.1	02Jan2000, 17:57	4.6
OUTLET 10	0.00188	0.1	09Jan2000, 11:57	0.8	OUTLET 10	0.00188	0.4	02Jan2000, 17:57	0.5
OUTLET 11	0.25662	14.6	09Jan2000, 11:57	106.5	OUTLET 11	0.25662	59.8	02Jan2000, 17:57	70.8
OUTLET 2 - S205	0.0128	0.7	09Jan2000, 11:57	5.1	OUTLET 2 - S205	0.0128	3	02Jan2000, 17:57	3.3
OUTLET 3A - S209	0.00056	0	09Jan2000, 11:57	0.2	OUTLET 3A - S209	0.00056	0.1	02Jan2000, 17:57	0.2
OUTLET 3B - S1001	0.0005	0	09Jan2000, 11:57	0.2	OUTLET 3B - S1001	0.0005	0.1	02Jan2000, 17:57	0.1
OUTLET 4 - S213	0.00512	0.3	09Jan2000, 11:57	2.2	OUTLET 4 - S213	0.00512	1.2	02Jan2000, 17:57	1.5
OUTLET 5 - S224	0.01286	0.7	09Jan2000, 11:57	5.1	OUTLET 5 - S224	0.01286	3	02Jan2000, 17:57	3.3
OUTLET 6	0.01337	0.8	09Jan2000, 11:57	5.3	OUTLET 6	0.01337	3.1	02Jan2000, 17:57	3.5
OUTLET 7 - S409	0.01516	0.9	09Jan2000, 11:57	6	OUTLET 7 - S409	0.01516	3.4	02Jan2000, 18:06	3.9
OUTLET 8A - S511	0.00485	0.3	09Jan2000, 11:57	2	OUTLET 8A - S511	0.00485	1	02Jan2000, 18:06	1.3
OUTLET 8B - S528	0.00024	0	09Jan2000, 11:57	0.1	OUTLET 8B - S528	0.00024	0.1	02Jan2000, 17:57	0.1
OUTLET 9 - S525	0.0098402	0.6	09Jan2000, 11:57	4.1	OUTLET 9 - S525	0.0098402	2.1	02Jan2000, 18:03	2.8
PIPE DET OUTLET 1	0.0017801	0.1	09Jan2000, 06:36	0.6	PIPE DET OUTLET 1	0.0017801	0.4	02Jan2000, 18:00	0.4
PIPE DET OUTLET 7	0.01516	0.9	09Jan2000, 12:00	6	PIPE DET OUTLET 7	0.01516	3.4	02Jan2000, 18:09	3.9

PIPE DET OUTLET 8	0.00485	0.3	09Jan2000, 12:00	2
PIPE DET OUTLET 9	0.0098402	0.6	09Jan2000, 12:00	4.1
S1002	0.0046	0.3	09Jan2000, 12:00	1.9
S1003	0.00485	0.3	09Jan2000, 12:00	2.1
S1004	0.00074	0	09Jan2000, 12:00	0.3
S1005	0.00037	0	09Jan2000, 12:00	0.2
S1006	0.00966	0.5	09Jan2000, 12:00	3.8
S1007	0.00966	0.5	09Jan2000, 12:00	3.8
S1008	0.00017	0	09Jan2000, 12:00	0.1
S1009	0.00983	0.6	09Jan2000, 12:00	3.8
S101	0.0000001	0	09Jan2000, 00:39	0
S1010	0.00045	0	09Jan2000, 12:00	0.2
S1011	0.01028	0.6	09Jan2000, 12:00	4
S102	0.00008	0	09Jan2000, 00:36	0
S103	0.0001501	0	09Jan2000, 01:51	0.1
S105	0.00022	0	09Jan2000, 12:00	0.1
S106	0.0003701	0	09Jan2000, 12:00	0.2
S107	0.0004801	0	09Jan2000, 12:00	0.2
S108	0.00012	0	09Jan2000, 00:36	0.1
S109	0.00011	0	09Jan2000, 00:36	0
S110	0.00074	0	09Jan2000, 12:00	0.3
S1101	0.00018	0	09Jan2000, 12:00	0.1
S1102	0.00065	0	09Jan2000, 12:00	0.3
S1103	0.0091	0.5	09Jan2000, 12:00	3.5
S111	0.00101	0.1	09Jan2000, 12:00	0.4
S112	0.0001	0	09Jan2000, 12:00	0
S113	0.0016301	0.1	09Jan2000, 12:00	0.6
S114	0.00009	0	09Jan2000, 12:00	0
S115	0.0017801	0.1	09Jan2000, 12:00	0.7
S116	0.0017801	0.1	09Jan2000, 06:36	0.6
S117	0.00055	0	09Jan2000, 12:00	0.2
S118	0.0169701	1	09Jan2000, 06:36	6.8
S119	0.0005	0	09Jan2000, 12:00	0.2
S120	0.0174701	1	09Jan2000, 06:36	7
S121	0.0174701	1	09Jan2000, 06:36	7
S123	0.00021	0	09Jan2000, 12:00	0.1
S124	0.00017	0	09Jan2000, 12:00	0.1
S201	0.0003	0	09Jan2000, 12:00	0.1
S202	0.0003	0	09Jan2000, 12:00	0.1
S203	0.00217	0.1	09Jan2000, 12:00	0.9
S204	0.0128	0.7	09Jan2000, 12:00	5.1
S206	0.00042	0	09Jan2000, 12:00	0.2
S207	0.00042	0	09Jan2000, 12:00	0.2
S208	0.00056	0	09Jan2000, 12:00	0.2
S210	0.00495	0.3	09Jan2000, 12:00	2.1
S211	0.00017	0	09Jan2000, 00:36	0.1
S212	0.00512	0.3	09Jan2000, 12:00	2.2

PIPE DET OUTLET 8	0.00485	1	02Jan2000, 18:09	1.3
PIPE DET OUTLET 9	0.0098402	2.1	02Jan2000, 18:06	2.8
S1002	0.0046	1.1	02Jan2000, 18:00	1.3
S1003	0.00485	1.2	02Jan2000, 18:00	1.4
S1004	0.00074	0.2	02Jan2000, 18:00	0.2
S1005	0.00037	0.1	02Jan2000, 18:00	0.1
S1006	0.00966	2.3	02Jan2000, 18:00	2.4
S1007	0.00966	2.3	02Jan2000, 18:00	2.4
S1008	0.00017	0	02Jan2000, 18:00	0.1
S1009	0.00983	2.3	02Jan2000, 18:00	2.5
S101	0.0000001	0	02Jan2000, 17:30	0
S1010	0.00045	0.1	02Jan2000, 18:00	0.1
S1011	0.01028	2.4	02Jan2000, 18:00	2.6
S102	0.00008	0	02Jan2000, 17:12	0
S103	0.0001501	0	02Jan2000, 18:00	0
S105	0.00022	0.1	02Jan2000, 18:00	0.1
S106	0.0003701	0.1	02Jan2000, 18:00	0.1
S107	0.0004801	0.1	02Jan2000, 18:00	0.1
S108	0.00012	0	02Jan2000, 17:12	0
S109	0.00011	0	02Jan2000, 17:12	0
S110	0.00074	0.2	02Jan2000, 18:00	0.2
S1101	0.00018	0	02Jan2000, 18:00	0.1
S1102	0.00065	0.2	02Jan2000, 18:00	0.2
S1103	0.0091	2.1	02Jan2000, 18:00	2.3
S111	0.00101	0.2	02Jan2000, 18:00	0.2
S112	0.0001	0	02Jan2000, 18:00	0
S113	0.0016301	0.4	02Jan2000, 18:00	0.4
S114	0.00009	0	02Jan2000, 18:00	0
S115	0.0017801	0.4	02Jan2000, 18:00	0.5
S116	0.0017801	0.4	02Jan2000, 18:00	0.4
S117	0.00055	0.1	02Jan2000, 18:00	0.1
S118	0.0169701	4	02Jan2000, 18:00	4.5
S119	0.0005	0.1	02Jan2000, 18:00	0.1
S120	0.0174701	4.1	02Jan2000, 18:00	4.6
S121	0.0174701	4.1	02Jan2000, 18:00	4.6
S123	0.00021	0.1	02Jan2000, 18:00	0.1
S124	0.00017	0	02Jan2000, 18:00	0.1
S201	0.0003	0.1	02Jan2000, 18:00	0.1
S202	0.0003	0.1	02Jan2000, 18:00	0.1
S203	0.00217	0.5	02Jan2000, 18:00	0.6
S204	0.0128	3	02Jan2000, 18:00	3.3
S206	0.00042	0.1	02Jan2000, 18:00	0.1
S207	0.00042	0.1	02Jan2000, 18:00	0.1
S208	0.00056	0.1	02Jan2000, 18:00	0.2
S210	0.00495	1.2	02Jan2000, 18:00	1.4
S211	0.00017	0	02Jan2000, 17:12	0.1
S212	0.00512	1.2	02Jan2000, 18:00	1.5

S214	0.00173	0.1	09Jan2000, 12:00	0.7	S214	0.00173	0.4	02Jan2000, 18:00	0.5
S215	0.00191	0.1	09Jan2000, 12:00	0.8	S215	0.00191	0.5	02Jan2000, 18:00	0.5
S216A	0.0002	0	09Jan2000, 12:00	0.1	S216A	0.0002	0	02Jan2000, 18:00	0.1
S217A	0.00028	0	09Jan2000, 12:00	0.1	S217A	0.00028	0.1	02Jan2000, 18:00	0.1
S218	0.00883	0.5	09Jan2000, 12:00	3.5	S218	0.00883	2	02Jan2000, 18:03	2.2
S219	0.00883	0.5	09Jan2000, 12:00	3.5	S219	0.00883	2	02Jan2000, 18:03	2.2
S220	0.00933	0.5	09Jan2000, 12:00	3.6	S220	0.00933	2.2	02Jan2000, 18:03	2.4
S221	0.01068	0.6	09Jan2000, 12:00	4.2	S221	0.01068	2.5	02Jan2000, 18:00	2.7
S222	0.01286	0.7	09Jan2000, 12:00	5.1	S222	0.01286	3	02Jan2000, 18:00	3.3
S223	0.01286	0.7	09Jan2000, 12:00	5.1	S223	0.01286	3	02Jan2000, 18:00	3.3
S225	0.01337	0.8	09Jan2000, 12:00	5.3	S225	0.01337	3.1	02Jan2000, 18:00	3.5
S226	0.01337	0.8	09Jan2000, 12:00	5.3	S226	0.01337	3.1	02Jan2000, 18:00	3.5
S227	0.00014	0	09Jan2000, 12:00	0.1	S227	0.00014	0	02Jan2000, 18:00	0
S228	0.00405	0.2	09Jan2000, 12:00	1.6	S228	0.00405	1	02Jan2000, 18:00	1.1
S229	0.00405	0.2	09Jan2000, 12:00	1.6	S229	0.00405	1	02Jan2000, 18:00	1.1
S230	0.00412	0.2	09Jan2000, 12:00	1.7	S230	0.00412	1	02Jan2000, 18:00	1.1
S301	0.0001	0	09Jan2000, 00:36	0	S301	0.0001	0	02Jan2000, 17:12	0
S302	0.0001	0	09Jan2000, 00:36	0	S302	0.0001	0	02Jan2000, 17:12	0
S303	0.00017	0	09Jan2000, 12:00	0.1	S303	0.00017	0	02Jan2000, 18:00	0.1
S304	0.00027	0	09Jan2000, 12:00	0.1	S304	0.00027	0.1	02Jan2000, 18:00	0.1
S305	0.00009	0	09Jan2000, 00:36	0	S305	0.00009	0	02Jan2000, 17:12	0
S306	0.00026	0	09Jan2000, 12:00	0.1	S306	0.00026	0.1	02Jan2000, 18:00	0.1
S307	0.00053	0	09Jan2000, 12:00	0.2	S307	0.00053	0.1	02Jan2000, 18:00	0.2
S308	0.00006	0	09Jan2000, 00:36	0	S308	0.00006	0	02Jan2000, 17:12	0
S309	0.00018	0	09Jan2000, 12:00	0.1	S309	0.00018	0	02Jan2000, 18:00	0.1
S310	0.00009	0	09Jan2000, 12:00	0	S310	0.00009	0	02Jan2000, 18:00	0
S311	0.0008	0	09Jan2000, 12:00	0.3	S311	0.0008	0.2	02Jan2000, 18:00	0.2
S312A	0.00021	0	09Jan2000, 12:00	0.1	S312A	0.00021	0	02Jan2000, 18:00	0
S313A	0.00044	0	09Jan2000, 12:00	0.2	S313A	0.00044	0.1	02Jan2000, 18:00	0.1
S314A	0.00062	0	09Jan2000, 12:00	0.2	S314A	0.00062	0.1	02Jan2000, 18:00	0.2
S315	0.0072	0.4	09Jan2000, 12:00	2.8	S315	0.0072	1.7	02Jan2000, 18:00	1.8
S316	0.0072	0.4	09Jan2000, 12:00	2.8	S316	0.0072	1.7	02Jan2000, 18:00	1.8
S317	0.00727	0.4	09Jan2000, 12:00	2.8	S317	0.00727	1.7	02Jan2000, 18:00	1.8
S318A	0.00019	0	09Jan2000, 12:00	0.1	S318A	0.00019	0	02Jan2000, 18:00	0.1
S319	0.00071	0	09Jan2000, 12:00	0.3	S319	0.00071	0.2	02Jan2000, 18:00	0.2
S320	0.01217	0.7	09Jan2000, 12:00	4.8	S320	0.01217	2.8	02Jan2000, 18:00	3.1
S321	0.00013	0	09Jan2000, 12:00	0.1	S321	0.00013	0	02Jan2000, 18:00	0
S322	0.01257	0.7	09Jan2000, 12:00	5	S322	0.01257	2.9	02Jan2000, 18:00	3.2
S323	0.01337	0.8	09Jan2000, 12:00	5.3	S323	0.01337	3.1	02Jan2000, 18:00	3.5
S324	0.00269	0.2	09Jan2000, 12:00	1.1	S324	0.00269	0.6	02Jan2000, 18:00	0.7
S325	0.00415	0.2	09Jan2000, 12:00	1.7	S325	0.00415	1	02Jan2000, 18:00	1.1
S326	0.00012	0	09Jan2000, 00:36	0.1	S326	0.00012	0	02Jan2000, 17:12	0
S327	0.00427	0.2	09Jan2000, 12:00	1.7	S327	0.00427	1	02Jan2000, 18:00	1.1
S328	0.00477	0.3	09Jan2000, 12:00	1.9	S328	0.00477	1.1	02Jan2000, 18:00	1.2
S329	0.00504	0.3	09Jan2000, 12:00	2	S329	0.00504	1.2	02Jan2000, 18:00	1.3
S330	0.00007	0	09Jan2000, 12:00	0	S330	0.00007	0	02Jan2000, 18:00	0
S331	0.00534	0.3	09Jan2000, 12:00	2.1	S331	0.00534	1.3	02Jan2000, 18:00	1.4
S401	0.00008	0	09Jan2000, 00:39	0	S401	0.00008	0	02Jan2000, 17:30	0
S402	0.00016	0	09Jan2000, 12:00	0.1	S402	0.00016	0	02Jan2000, 18:00	0

S403	0.00045	0	09Jan2000, 12:00	0.2	S403	0.00045	0.1	02Jan2000, 18:00	0.1
S404	0.0002	0	09Jan2000, 12:00	0.1	S404	0.0002	0	02Jan2000, 18:00	0.1
S405	0.0003	0	09Jan2000, 12:00	0.1	S405	0.0003	0.1	02Jan2000, 18:00	0.1
S406	0.00127	0.1	09Jan2000, 12:00	0.5	S406	0.00127	0.3	02Jan2000, 18:00	0.3
S407	0.01516	0.9	09Jan2000, 12:00	6	S407	0.01516	3.5	02Jan2000, 18:00	3.9
S408	0.01516	0.9	09Jan2000, 12:00	6	S408	0.01516	3.4	02Jan2000, 18:09	3.9
S410	0.00056	0	09Jan2000, 12:00	0.2	S410	0.00056	0.1	02Jan2000, 18:00	0.1
S411	0.00107	0.1	09Jan2000, 12:00	0.4	S411	0.00107	0.2	02Jan2000, 18:00	0.3
S412	0.00173	0.1	09Jan2000, 12:00	0.7	S412	0.00173	0.4	02Jan2000, 18:00	0.4
S413	0.00207	0.1	09Jan2000, 12:00	0.8	S413	0.00207	0.5	02Jan2000, 18:00	0.5
S414	0.00218	0.1	09Jan2000, 12:00	0.8	S414	0.00218	0.5	02Jan2000, 18:00	0.5
S415	0.00385	0.2	09Jan2000, 12:00	1.5	S415	0.00385	0.9	02Jan2000, 18:00	1
S416	0.00009	0	09Jan2000, 00:36	0	S416	0.00009	0	02Jan2000, 17:12	0
S417	0.00009	0	09Jan2000, 00:36	0	S417	0.00009	0	02Jan2000, 17:12	0
S418	0.00394	0.2	09Jan2000, 12:00	1.6	S418	0.00394	0.9	02Jan2000, 18:00	1
S419	0.00012	0	09Jan2000, 12:00	0.1	S419	0.00012	0	02Jan2000, 18:00	0
S420	0.00012	0	09Jan2000, 12:00	0.1	S420	0.00012	0	02Jan2000, 18:00	0
S421	0.00017	0	09Jan2000, 12:00	0.1	S421	0.00017	0	02Jan2000, 18:00	0.1
S422	0.00038	0	09Jan2000, 12:00	0.2	S422	0.00038	0.1	02Jan2000, 18:00	0.1
S423	0.0005	0	09Jan2000, 12:00	0.2	S423	0.0005	0.1	02Jan2000, 18:00	0.1
S501	0.00011	0	09Jan2000, 12:00	0	S501	0.00011	0	02Jan2000, 18:00	0
S502	0.00049	0	09Jan2000, 12:00	0.2	S502	0.00049	0.1	02Jan2000, 18:00	0.1
S503	0.00066	0	09Jan2000, 12:00	0.3	S503	0.00066	0.2	02Jan2000, 18:00	0.2
S504	0.00113	0.1	09Jan2000, 12:00	0.5	S504	0.00113	0.3	02Jan2000, 18:00	0.3
S505	0.00016	0	09Jan2000, 00:36	0.1	S505	0.00016	0	02Jan2000, 17:27	0
S506	0.0041	0.2	09Jan2000, 12:00	1.6	S506	0.0041	1	02Jan2000, 18:00	1.1
S507	0.00025	0	09Jan2000, 12:00	0.1	S507	0.00025	0.1	02Jan2000, 18:00	0.1
S508	0.00075	0	09Jan2000, 12:00	0.3	S508	0.00075	0.2	02Jan2000, 18:00	0.2
S509	0.00485	0.3	09Jan2000, 12:00	2	S509	0.00485	1.1	02Jan2000, 18:00	1.3
S510	0.00485	0.3	09Jan2000, 12:00	2	S510	0.00485	1	02Jan2000, 18:09	1.3
S512	0.0007301	0	09Jan2000, 12:00	0.3	S512	0.0007301	0.2	02Jan2000, 18:00	0.2
S513	0.00279	0.2	09Jan2000, 12:00	1.2	S513	0.00279	0.7	02Jan2000, 18:00	0.8
S514	0.00705	0.4	09Jan2000, 12:00	3	S514	0.00705	1.7	02Jan2000, 18:00	2
S515	0.00836	0.5	09Jan2000, 12:00	3.5	S515	0.00836	2	02Jan2000, 18:00	2.4
S516	0.0092101	0.5	09Jan2000, 12:00	3.9	S516	0.0092101	2.2	02Jan2000, 18:00	2.6
S517	0.0093701	0.5	09Jan2000, 12:00	3.9	S517	0.0093701	2.3	02Jan2000, 18:00	2.6
S518	0.00033	0	09Jan2000, 12:00	0.1	S518	0.00033	0.1	02Jan2000, 18:00	0.1
S519	0.0003301	0	09Jan2000, 12:00	0.1	S519	0.0003301	0.1	02Jan2000, 18:00	0.1
S520	0.00014	0	09Jan2000, 00:36	0.1	S520	0.00014	0	02Jan2000, 17:12	0
S521	0.0004701	0	09Jan2000, 12:00	0.2	S521	0.0004701	0.1	02Jan2000, 18:00	0.1
S522	0.0004701	0	09Jan2000, 12:00	0.2	S522	0.0004701	0.1	02Jan2000, 18:00	0.1
S523	0.0098402	0.6	09Jan2000, 12:00	4.1	S523	0.0098402	2.4	02Jan2000, 18:00	2.8
S524	0.0098402	0.6	09Jan2000, 12:00	4.1	S524	0.0098402	2.1	02Jan2000, 18:06	2.8
S526	0.00024	0	09Jan2000, 12:00	0.1	S526	0.00024	0.1	02Jan2000, 18:00	0.1
S527	0.00024	0	09Jan2000, 12:00	0.1	S527	0.00024	0.1	02Jan2000, 18:00	0.1
S601	0.0000001	0	09Jan2000, 00:39	0	S601	0.0000001	0	02Jan2000, 17:30	0
S602	0.0000001	0	09Jan2000, 00:39	0	S602	0.0000001	0	02Jan2000, 17:30	0
S603	0.0000001	0	09Jan2000, 00:39	0	S603	0.0000001	0	02Jan2000, 17:30	0
S604	0.0001	0	09Jan2000, 12:00	0	S604	0.0001	0	02Jan2000, 18:00	0

S605	0.00064	0	09Jan2000, 12:00	0.3	S605	0.00064	0.2	02Jan2000, 18:00	0.2
S606	0.00149	0.1	09Jan2000, 12:00	0.6	S606	0.00149	0.4	02Jan2000, 18:00	0.4
S607	0.00176	0.1	09Jan2000, 12:00	0.7	S607	0.00176	0.4	02Jan2000, 18:00	0.5
S608	0.00188	0.1	09Jan2000, 12:00	0.8	S608	0.00188	0.4	02Jan2000, 18:00	0.5
S609	0.00032	0	09Jan2000, 12:00	0.1	S609	0.00032	0.1	02Jan2000, 18:00	0.1
S610	0.00039	0	09Jan2000, 12:00	0.2	S610	0.00039	0.1	02Jan2000, 18:00	0.1
S611	0.00071	0	09Jan2000, 12:00	0.3	S611	0.00071	0.2	02Jan2000, 18:00	0.2
S612	0.00031	0	09Jan2000, 12:00	0.1	S612	0.00031	0.1	02Jan2000, 18:00	0.1
S613	0.00009	0	09Jan2000, 12:00	0	S613	0.00009	0	02Jan2000, 18:00	0
S614	0.00238	0.1	09Jan2000, 12:00	1	S614	0.00238	0.6	02Jan2000, 18:00	0.6
S615	0.0034	0.2	09Jan2000, 12:00	1.4	S615	0.0034	0.8	02Jan2000, 18:00	0.9
S701	0.00185	0.1	09Jan2000, 12:00	0.7	S701	0.00185	0.4	02Jan2000, 18:00	0.5
S702	0.00199	0.1	09Jan2000, 12:00	0.8	S702	0.00199	0.5	02Jan2000, 18:00	0.5
S703	0.00266	0.2	09Jan2000, 12:00	1.1	S703	0.00266	0.6	02Jan2000, 18:00	0.7
S704	0.00098	0.1	09Jan2000, 12:00	0.4	S704	0.00098	0.2	02Jan2000, 18:03	0.3
S705	0.00437	0.2	09Jan2000, 12:00	1.8	S705	0.00437	1	02Jan2000, 18:00	1.2
S706	0.00027	0	09Jan2000, 12:00	0.1	S706	0.00027	0.1	02Jan2000, 18:00	0.1
S707	0.00018	0	09Jan2000, 12:00	0.1	S707	0.00018	0	02Jan2000, 18:00	0.1
S708	0.00066	0	09Jan2000, 12:00	0.3	S708	0.00066	0.2	02Jan2000, 18:00	0.2
S709	0.00843	0.5	09Jan2000, 12:00	3.4	S709	0.00843	2	02Jan2000, 18:00	2.3
S710	0.00048	0	09Jan2000, 12:00	0.2	S710	0.00048	0.1	02Jan2000, 18:03	0.1
S711	0.00033	0	09Jan2000, 12:00	0.1	S711	0.00033	0.1	02Jan2000, 18:03	0.1
S712	0.00924	0.5	09Jan2000, 12:00	3.7	S712	0.00924	2.2	02Jan2000, 18:00	2.5
S713	0.0002	0	09Jan2000, 12:00	0.1	S713	0.0002	0	02Jan2000, 18:00	0.1
S714	0.00944	0.5	09Jan2000, 12:00	3.8	S714	0.00944	2.2	02Jan2000, 18:00	2.5
S715	0.00067	0	09Jan2000, 12:00	0.3	S715	0.00067	0.2	02Jan2000, 18:00	0.2
S716	0.0013	0.1	09Jan2000, 12:00	0.5	S716	0.0013	0.3	02Jan2000, 18:00	0.4
S717	0.01074	0.6	09Jan2000, 12:00	4.4	S717	0.01074	2.5	02Jan2000, 18:00	2.9
S718	0.00007	0	09Jan2000, 12:00	0	S718	0.00007	0	02Jan2000, 18:00	0
S719	0.00039	0	09Jan2000, 12:00	0.2	S719	0.00039	0.1	02Jan2000, 18:00	0.1
S720	0.01113	0.6	09Jan2000, 12:00	4.5	S720	0.01113	2.6	02Jan2000, 18:00	3
S721A	0.00008	0	09Jan2000, 12:00	0	S721A	0.00008	0	02Jan2000, 18:00	0
S722	0.00014	0	09Jan2000, 12:00	0.1	S722	0.00014	0	02Jan2000, 18:00	0
S723	0.00126	0.1	09Jan2000, 12:00	0.5	S723	0.00126	0.3	02Jan2000, 18:00	0.4
S724	0.01253	0.7	09Jan2000, 12:00	5.1	S724	0.01253	3	02Jan2000, 18:00	3.4
S726A	0.00251	0.1	09Jan2000, 12:00	1	S726A	0.00251	0.6	02Jan2000, 18:00	0.7
S801	0.00274	0.2	09Jan2000, 12:00	1.1	S801	0.00274	0.6	02Jan2000, 18:00	0.7
S802	0.01527	0.9	09Jan2000, 12:00	6.2	S802	0.01527	3.6	02Jan2000, 18:00	4.1
S803	0.00012	0	09Jan2000, 00:36	0.1	S803	0.00012	0	02Jan2000, 17:12	0
S804	0.00127	0.1	09Jan2000, 12:00	0.5	S804	0.00127	0.3	02Jan2000, 18:00	0.4
S805	0.01666	0.9	09Jan2000, 12:00	6.8	S805	0.01666	4	02Jan2000, 18:00	4.5
S806	0.00021	0	09Jan2000, 12:00	0.1	S806	0.00021	0.1	02Jan2000, 18:00	0.1
S807	0.00037	0	09Jan2000, 12:00	0.2	S807	0.00037	0.1	02Jan2000, 18:00	0.1
S808	0.00016	0	09Jan2000, 12:00	0.1	S808	0.00016	0	02Jan2000, 18:00	0
S809	0.00092	0.1	09Jan2000, 12:00	0.4	S809	0.00092	0.2	02Jan2000, 18:00	0.3
S810	0.00142	0.1	09Jan2000, 12:00	0.6	S810	0.00142	0.3	02Jan2000, 18:00	0.4
S811	0.00277	0.2	09Jan2000, 12:00	1.2	S811	0.00277	0.7	02Jan2000, 18:00	0.8
S812	0.00792	0.5	09Jan2000, 12:00	3.3	S812	0.00792	1.9	02Jan2000, 18:00	2.2
S813	0.00101	0.1	09Jan2000, 12:00	0.4	S813	0.00101	0.2	02Jan2000, 18:00	0.3

S814	0.00973	0.6	09Jan2000, 12:00	4	S814	0.00973	2.3	02Jan2000, 18:00	2.7
S815	0.02916	1.7	09Jan2000, 12:00	12	S815	0.02916	6.9	02Jan2000, 18:00	8
S816	0.00094	0.1	09Jan2000, 12:00	0.4	S816	0.00094	0.2	02Jan2000, 18:00	0.3
S817	0.22252	12.7	09Jan2000, 12:00	92.4	S817	0.22252	51.7	02Jan2000, 18:03	61.4
S818	0.22274	12.7	09Jan2000, 12:00	92.5	S818	0.22274	51.8	02Jan2000, 18:03	61.5
S819	0.22369	12.8	09Jan2000, 12:00	92.8	S819	0.22369	52	02Jan2000, 18:03	61.7
S820	0.22369	12.8	09Jan2000, 12:00	92.8	S820	0.22369	52	02Jan2000, 18:03	61.7
S821	0.00027	0	09Jan2000, 12:00	0.1	S821	0.00027	0.1	02Jan2000, 18:00	0.1
S822	0.25312	14.4	09Jan2000, 12:00	104.9	S822	0.25312	58.9	02Jan2000, 18:03	69.7
S901	0.00376	0.2	09Jan2000, 12:00	1.6	S901	0.00376	0.9	02Jan2000, 18:00	1.1
1A	0.00357	0.2	09Jan2000, 12:00	1.4	1A	0.00357	0.8	02Jan2000, 18:00	0.9
1B	0.00149	0.1	09Jan2000, 12:00	0.6	1B	0.00149	0.4	02Jan2000, 18:00	0.4
1C	0.00268	0.2	09Jan2000, 12:00	1.1	1C	0.00268	0.6	02Jan2000, 18:00	0.8
1D	0.00008	0	09Jan2000, 12:00	0	1D	0.00008	0	02Jan2000, 18:00	0
1E	0.00682	0.4	09Jan2000, 12:00	2.8	1E	0.00682	1.6	02Jan2000, 18:00	1.9
1F	0.00006	0	09Jan2000, 05:27	0	1F	0.00006	0	02Jan2000, 18:00	0
1G	0.00011	0	09Jan2000, 00:36	0	1G	0.00011	0	02Jan2000, 17:12	0
1H	0.00004	0	09Jan2000, 00:39	0	1H	0.00004	0	02Jan2000, 17:30	0
1I	0.00004	0	09Jan2000, 00:36	0	1I	0.00004	0	02Jan2000, 17:12	0
1J	0.00011	0	09Jan2000, 01:57	0	1J	0.00011	0	02Jan2000, 18:00	0
1K	0.00012	0	09Jan2000, 00:36	0.1	1K	0.00012	0	02Jan2000, 17:12	0
1L	0.00007	0	09Jan2000, 03:06	0	1L	0.00007	0	02Jan2000, 18:00	0
1M	0.00008	0	09Jan2000, 00:36	0	1M	0.00008	0	02Jan2000, 17:12	0
1N	0.00009	0	09Jan2000, 12:00	0	1N	0.00009	0	02Jan2000, 18:00	0
1O	0.0001	0	09Jan2000, 12:00	0	1O	0.0001	0	02Jan2000, 18:00	0
1P	0.00022	0	09Jan2000, 12:00	0.1	1P	0.00022	0.1	02Jan2000, 18:00	0.1
1Q	0.00074	0	09Jan2000, 12:00	0.3	1Q	0.00074	0.2	02Jan2000, 18:00	0.2
1R	0.00055	0	09Jan2000, 12:00	0.2	1R	0.00055	0.1	02Jan2000, 18:00	0.1
1S	0.0005	0	09Jan2000, 12:00	0.2	1S	0.0005	0.1	02Jan2000, 18:00	0.1
10A	0.00054	0	09Jan2000, 12:00	0.2	10A	0.00054	0.1	02Jan2000, 18:06	0.1
10B	0.00085	0	09Jan2000, 12:00	0.4	10B	0.00085	0.2	02Jan2000, 18:03	0.2
10C	0.00027	0	09Jan2000, 12:00	0.1	10C	0.00027	0.1	02Jan2000, 18:00	0.1
10D	0.00012	0	09Jan2000, 12:00	0.1	10D	0.00012	0	02Jan2000, 18:00	0
10E	0.0001	0	09Jan2000, 12:00	0	10E	0.0001	0	02Jan2000, 18:00	0
11A	0.00039	0	09Jan2000, 12:00	0.2	11A	0.00039	0.1	02Jan2000, 18:00	0.1
11AA	0.00014	0	09Jan2000, 12:00	0.1	11AA	0.00014	0	02Jan2000, 18:00	0
11AA2	0.00008	0	09Jan2000, 12:00	0	11AA2	0.00008	0	02Jan2000, 18:00	0
11AB	0.00126	0.1	09Jan2000, 12:00	0.5	11AB	0.00126	0.3	02Jan2000, 18:00	0.4
11AC	0.00032	0	09Jan2000, 12:00	0.1	11AC	0.00032	0.1	02Jan2000, 18:00	0.1
11AD	0.00127	0.1	09Jan2000, 12:00	0.5	11AD	0.00127	0.3	02Jan2000, 18:00	0.4
11AD2	0.00012	0	09Jan2000, 00:36	0.1	11AD2	0.00012	0	02Jan2000, 17:12	0
11AE	0.00471	0.3	09Jan2000, 12:00	2	11AE	0.00471	1.1	02Jan2000, 18:00	1.3
11AF	0.00076	0	09Jan2000, 12:00	0.3	11AF	0.00076	0.2	02Jan2000, 18:00	0.2
11AF2	0.00016	0	09Jan2000, 12:00	0.1	11AF2	0.00016	0	02Jan2000, 18:00	0
11AG	0.00101	0.1	09Jan2000, 12:00	0.4	11AG	0.00101	0.2	02Jan2000, 18:00	0.3
11AH	0.00163	0.1	09Jan2000, 12:00	0.7	11AH	0.00163	0.4	02Jan2000, 18:00	0.5
11AI	0.00094	0.1	09Jan2000, 12:00	0.4	11AI	0.00094	0.2	02Jan2000, 18:00	0.3
11AJ	0.00101	0.1	09Jan2000, 12:00	0.4	11AJ	0.00101	0.2	02Jan2000, 18:00	0.3
11AK	0.0008	0	09Jan2000, 12:00	0.3	11AK	0.0008	0.2	02Jan2000, 18:00	0.2

11AL	0.00142	0.1	09Jan2000, 12:00	0.6	11AL	0.00142	0.3	02Jan2000, 18:00	0.4
11AL2	0.00006	0	09Jan2000, 00:36	0	11AL2	0.00006	0	02Jan2000, 17:12	0
11AM	0.00016	0	09Jan2000, 12:00	0.1	11AM	0.00016	0	02Jan2000, 18:00	0
11AN	0.00035	0	09Jan2000, 12:00	0.2	11AN	0.00035	0.1	02Jan2000, 18:00	0.1
11AO	0.00409	0.2	09Jan2000, 12:00	1.8	11AO	0.00409	1	02Jan2000, 18:00	1.2
11AP	0.00664	0.4	09Jan2000, 12:00	2.8	11AP	0.00664	1.6	02Jan2000, 18:03	1.9
11AQ	0.00022	0	09Jan2000, 12:00	0.1	11AQ	0.00022	0.1	02Jan2000, 18:00	0.1
11AR	0.00021	0	09Jan2000, 12:00	0.1	11AR	0.00021	0.1	02Jan2000, 18:00	0.1
11AS	0.00095	0.1	09Jan2000, 12:00	0.4	11AS	0.00095	0.2	02Jan2000, 18:09	0.2
11AT	0.00027	0	09Jan2000, 12:00	0.1	11AT	0.00027	0.1	02Jan2000, 18:00	0.1
11AU	0.00029	0	09Jan2000, 12:00	0.1	11AU	0.00029	0.1	02Jan2000, 18:00	0.1
11AV	0.00053	0	09Jan2000, 12:00	0.2	11AV	0.00053	0.1	02Jan2000, 18:00	0.2
11AW	0.00004	0	09Jan2000, 12:00	0	11AW	0.00004	0	02Jan2000, 18:00	0
11AX	0.00264	0.2	09Jan2000, 12:00	1.2	11AX	0.00264	0.6	02Jan2000, 18:03	0.8
11AY	0.03839	2.2	09Jan2000, 12:00	15.7	11AY	0.03839	9.1	02Jan2000, 18:03	10.4
11AZ	0.11465	6.6	09Jan2000, 12:00	48.6	11AZ	0.11465	26.7	02Jan2000, 18:12	32.6
11B	0.00032	0	09Jan2000, 12:00	0.1	11B	0.00032	0.1	02Jan2000, 18:00	0.1
11BA	0.04317	2.4	09Jan2000, 12:00	17	11BA	0.04317	9.9	02Jan2000, 18:06	11.1
11C	0.00839	0.5	09Jan2000, 12:00	3.4	11C	0.00839	2	02Jan2000, 18:00	2.2
11D	0.00089	0.1	09Jan2000, 12:00	0.4	11D	0.00089	0.2	02Jan2000, 18:00	0.2
11E	0.00064	0	09Jan2000, 12:00	0.3	11E	0.00064	0.2	02Jan2000, 18:00	0.2
11F	0.00229	0.1	09Jan2000, 12:00	0.9	11F	0.00229	0.5	02Jan2000, 18:00	0.6
11F2	0.00009	0	09Jan2000, 12:00	0	11F2	0.00009	0	02Jan2000, 18:00	0
11G	0.00185	0.1	09Jan2000, 12:00	0.7	11G	0.00185	0.4	02Jan2000, 18:00	0.5
11H	0.00031	0	09Jan2000, 12:00	0.1	11H	0.00031	0.1	02Jan2000, 18:00	0.1
11I	0.00014	0	09Jan2000, 00:36	0.1	11I	0.00014	0	02Jan2000, 17:12	0
11J	0.00027	0	09Jan2000, 12:00	0.1	11J	0.00027	0.1	02Jan2000, 18:00	0.1
11K	0.0004	0	09Jan2000, 12:00	0.2	11K	0.0004	0.1	02Jan2000, 18:03	0.1
11L	0.00019	0	09Jan2000, 12:00	0.1	11L	0.00019	0	02Jan2000, 18:00	0.1
11M	0.00067	0	09Jan2000, 12:00	0.3	11M	0.00067	0.2	02Jan2000, 18:06	0.2
11N	0.00073	0	09Jan2000, 12:00	0.3	11N	0.00073	0.2	02Jan2000, 18:00	0.2
11O	0.00018	0	09Jan2000, 12:00	0.1	11O	0.00018	0	02Jan2000, 18:00	0.1
11P	0.00098	0.1	09Jan2000, 12:00	0.4	11P	0.00098	0.2	02Jan2000, 18:03	0.3
11Q	0.00021	0	09Jan2000, 12:00	0.1	11Q	0.00021	0.1	02Jan2000, 18:00	0.1
11R	0.00094	0.1	09Jan2000, 12:00	0.4	11R	0.00094	0.2	02Jan2000, 18:00	0.3
11S	0.0002	0	09Jan2000, 12:00	0.1	11S	0.0002	0	02Jan2000, 18:00	0.1
11T	0.00063	0	09Jan2000, 12:00	0.3	11T	0.00063	0.1	02Jan2000, 18:00	0.2
11U	0.00048	0	09Jan2000, 12:00	0.2	11U	0.00048	0.1	02Jan2000, 18:03	0.1
11U2	0.0002	0	09Jan2000, 12:00	0.1	11U2	0.0002	0	02Jan2000, 18:00	0.1
11V	0.00033	0	09Jan2000, 12:00	0.1	11V	0.00033	0.1	02Jan2000, 18:03	0.1
11W	0.00007	0	09Jan2000, 12:00	0	11W	0.00007	0	02Jan2000, 18:00	0
11X	0.00321	0.2	09Jan2000, 12:00	1.3	11X	0.00321	0.8	02Jan2000, 18:00	0.8
11Y	0.00067	0	09Jan2000, 12:00	0.3	11Y	0.00067	0.2	02Jan2000, 18:00	0.2
11Z	0.00243	0.1	09Jan2000, 12:00	1	11Z	0.00243	0.6	02Jan2000, 18:00	0.6
11Z2	0.00023	0	09Jan2000, 12:00	0.1	11Z2	0.00023	0.1	02Jan2000, 18:00	0.1
2A	0.00113	0.1	09Jan2000, 12:00	0.5	2A	0.00113	0.3	02Jan2000, 18:00	0.3
2B	0.00688	0.4	09Jan2000, 12:00	2.6	2B	0.00688	1.6	02Jan2000, 18:00	1.6
2C	0.00015	0	09Jan2000, 12:00	0.1	2C	0.00015	0	02Jan2000, 18:00	0
2D	0.00011	0	09Jan2000, 12:00	0	2D	0.00011	0	02Jan2000, 18:00	0

2E	0.00012	0	09Jan2000, 12:00	0.1	2E	0.00012	0	02Jan2000, 18:00	0
2F	0.00036	0	09Jan2000, 12:00	0.2	2F	0.00036	0.1	02Jan2000, 18:00	0.1
2G	0.00065	0	09Jan2000, 12:00	0.3	2G	0.00065	0.2	02Jan2000, 18:00	0.2
2H	0.00018	0	09Jan2000, 12:00	0.1	2H	0.00018	0	02Jan2000, 18:00	0.1
2I	0.00019	0	09Jan2000, 12:00	0.1	2I	0.00019	0	02Jan2000, 18:00	0.1
2K	0.00045	0	09Jan2000, 12:00	0.2	2K	0.00045	0.1	02Jan2000, 18:00	0.1
2L	0.00074	0	09Jan2000, 12:00	0.3	2L	0.00074	0.2	02Jan2000, 18:00	0.2
2M	0.00004	0	09Jan2000, 12:00	0	2M	0.00004	0	02Jan2000, 18:00	0
2N	0.00013	0	09Jan2000, 12:00	0.1	2N	0.00013	0	02Jan2000, 18:00	0
2O	0.00013	0	09Jan2000, 12:00	0.1	2O	0.00013	0	02Jan2000, 18:00	0
2P	0.00035	0	09Jan2000, 12:00	0.2	2P	0.00035	0.1	02Jan2000, 18:00	0.1
2Q	0.00015	0	09Jan2000, 12:00	0.1	2Q	0.00015	0	02Jan2000, 18:00	0
2R	0.00003	0	09Jan2000, 12:00	0	2R	0.00003	0	02Jan2000, 18:00	0
2S	0.00019	0	09Jan2000, 12:00	0.1	2S	0.00019	0	02Jan2000, 18:00	0.1
2T	0.00017	0	09Jan2000, 12:00	0.1	2T	0.00017	0	02Jan2000, 18:00	0.1
2U	0.00035	0	09Jan2000, 12:00	0.2	2U	0.00035	0.1	02Jan2000, 18:00	0.1
2V	0.00021	0	09Jan2000, 12:00	0.1	2V	0.00021	0.1	02Jan2000, 18:00	0.1
2W	0.00009	0	09Jan2000, 12:00	0	2W	0.00009	0	02Jan2000, 18:00	0
3A	0.00017	0	09Jan2000, 12:00	0.1	3A	0.00017	0	02Jan2000, 18:00	0.1
3B	0.00025	0	09Jan2000, 12:00	0.1	3B	0.00025	0.1	02Jan2000, 18:00	0.1
3C	0.00014	0	09Jan2000, 00:36	0.1	3C	0.00014	0	02Jan2000, 17:12	0
3D	0.0005	0	09Jan2000, 12:00	0.2	3D	0.0005	0.1	02Jan2000, 18:00	0.1
4A	0.00025	0	09Jan2000, 12:00	0.1	4A	0.00025	0.1	02Jan2000, 18:00	0.1
4B	0.00024	0	09Jan2000, 12:00	0.1	4B	0.00024	0.1	02Jan2000, 18:00	0.1
4C	0.00014	0	09Jan2000, 12:00	0.1	4C	0.00014	0	02Jan2000, 18:00	0
4D	0.00007	0	09Jan2000, 00:36	0	4D	0.00007	0	02Jan2000, 17:12	0
4E	0.00077	0	09Jan2000, 12:00	0.3	4E	0.00077	0.2	02Jan2000, 18:00	0.2
4F	0.00017	0	09Jan2000, 00:36	0.1	4F	0.00017	0	02Jan2000, 17:12	0.1
4G	0.0001	0	09Jan2000, 00:36	0	4G	0.0001	0	02Jan2000, 17:12	0
4H	0.00025	0	09Jan2000, 12:00	0.1	4H	0.00025	0.1	02Jan2000, 18:00	0.1
4I	0.00084	0	09Jan2000, 12:00	0.4	4I	0.00084	0.2	02Jan2000, 18:00	0.3
4J	0.00034	0	09Jan2000, 12:00	0.1	4J	0.00034	0.1	02Jan2000, 18:00	0.1
4K	0.00017	0	09Jan2000, 12:00	0.1	4K	0.00017	0	02Jan2000, 18:00	0
4L	0.00015	0	09Jan2000, 12:00	0.1	4L	0.00015	0	02Jan2000, 18:00	0
4M	0.00009	0	09Jan2000, 12:00	0	4M	0.00009	0	02Jan2000, 18:00	0
4N	0.00154	0.1	09Jan2000, 12:00	0.6	4N	0.00154	0.4	02Jan2000, 18:00	0.4
5A	0.00018	0	09Jan2000, 12:00	0.1	5A	0.00018	0	02Jan2000, 18:00	0.1
5B	0.00173	0.1	09Jan2000, 12:00	0.7	5B	0.00173	0.4	02Jan2000, 18:00	0.5
5C	0.00027	0	09Jan2000, 12:00	0.1	5C	0.00027	0.1	02Jan2000, 18:00	0.1
5D	0.00107	0.1	09Jan2000, 12:00	0.4	5D	0.00107	0.3	02Jan2000, 18:00	0.3
5D2	0.0002	0	09Jan2000, 12:00	0.1	5D2	0.0002	0	02Jan2000, 18:00	0.1
5D3	0.00008	0	09Jan2000, 12:00	0	5D3	0.00008	0	02Jan2000, 18:00	0
5E	0.0005	0	09Jan2000, 12:00	0.2	5E	0.0005	0.1	02Jan2000, 18:00	0.1
5F	0.00883	0.5	09Jan2000, 12:00	3.5	5F	0.00883	2	02Jan2000, 18:00	2.2
6A	0.00014	0	09Jan2000, 12:00	0.1	6A	0.00014	0	02Jan2000, 18:00	0
6B	0.00405	0.2	09Jan2000, 12:00	1.6	6B	0.00405	1	02Jan2000, 18:00	1.1
6C	0.00007	0	09Jan2000, 00:36	0	6C	0.00007	0	02Jan2000, 17:12	0
6D	0.00021	0	09Jan2000, 12:00	0.1	6D	0.00021	0	02Jan2000, 18:00	0
6E	0.00023	0	09Jan2000, 12:00	0.1	6E	0.00023	0.1	02Jan2000, 18:00	0.1

6F	0.00018	0	09Jan2000, 12:00	0.1	6F	0.00018	0	02Jan2000, 18:00	0
6G	0.00658	0.4	09Jan2000, 12:00	2.5	6G	0.00658	1.5	02Jan2000, 18:00	1.6
6H	0.00019	0	09Jan2000, 12:00	0.1	6H	0.00019	0	02Jan2000, 18:00	0.1
6I	0.00052	0	09Jan2000, 12:00	0.2	6I	0.00052	0.1	02Jan2000, 18:00	0.1
6J	0.00009	0	09Jan2000, 00:36	0	6J	0.00009	0	02Jan2000, 17:12	0
6K	0.00006	0	09Jan2000, 00:36	0	6K	0.00006	0	02Jan2000, 17:12	0
6L	0.00007	0	09Jan2000, 00:36	0	6L	0.00007	0	02Jan2000, 17:12	0
6M	0.00007	0	09Jan2000, 00:36	0	6M	0.00007	0	02Jan2000, 17:12	0
6N	0.0001	0	09Jan2000, 00:36	0	6N	0.0001	0	02Jan2000, 17:12	0
6O	0.00017	0	09Jan2000, 12:00	0.1	6O	0.00017	0	02Jan2000, 18:00	0.1
6P	0.00017	0	09Jan2000, 12:00	0.1	6P	0.00017	0	02Jan2000, 18:00	0.1
6Q	0.00012	0	09Jan2000, 12:00	0.1	6Q	0.00012	0	02Jan2000, 18:00	0
6R	0.00009	0	09Jan2000, 12:00	0	6R	0.00009	0	02Jan2000, 18:00	0
6S	0.00013	0	09Jan2000, 12:00	0.1	6S	0.00013	0	02Jan2000, 18:00	0
6T	0.00013	0	09Jan2000, 12:00	0.1	6T	0.00013	0	02Jan2000, 18:00	0
7A	0.00269	0.2	09Jan2000, 12:00	1.1	7A	0.00269	0.6	02Jan2000, 18:00	0.7
7B	0.00146	0.1	09Jan2000, 12:00	0.6	7B	0.00146	0.3	02Jan2000, 18:00	0.4
7C	0.0005	0	09Jan2000, 12:00	0.2	7C	0.0005	0.1	02Jan2000, 18:00	0.1
7D	0.00027	0	09Jan2000, 12:00	0.1	7D	0.00027	0.1	02Jan2000, 18:00	0.1
7E	0.00023	0	09Jan2000, 12:00	0.1	7E	0.00023	0.1	02Jan2000, 18:00	0.1
7F	0.00008	0	09Jan2000, 00:39	0	7F	0.00008	0	02Jan2000, 17:30	0
7G	0.00008	0	09Jan2000, 12:00	0	7G	0.00008	0	02Jan2000, 18:00	0
7H	0.0002	0	09Jan2000, 12:00	0.1	7H	0.0002	0	02Jan2000, 18:00	0.1
7I	0.00029	0	09Jan2000, 12:00	0.1	7I	0.00029	0.1	02Jan2000, 18:00	0.1
7I2	0.0001	0	09Jan2000, 00:36	0	7I2	0.0001	0	02Jan2000, 17:12	0
7J	0.00052	0	09Jan2000, 12:00	0.2	7J	0.00052	0.1	02Jan2000, 18:00	0.1
7K	0.00855	0.5	09Jan2000, 12:00	3.3	7K	0.00855	2	02Jan2000, 18:00	2.1
7L	0.00007	0	09Jan2000, 12:00	0	7L	0.00007	0	02Jan2000, 18:00	0
7M	0.00012	0	09Jan2000, 00:36	0.1	7M	0.00012	0	02Jan2000, 17:12	0
8A	0.00012	0	09Jan2000, 12:00	0.1	8A	0.00012	0	02Jan2000, 18:00	0
8A2	0.00009	0	09Jan2000, 00:36	0	8A2	0.00009	0	02Jan2000, 17:12	0
8B	0.00056	0	09Jan2000, 12:00	0.2	8B	0.00056	0.1	02Jan2000, 18:00	0.1
8B2	0.00051	0	09Jan2000, 12:00	0.2	8B2	0.00051	0.1	02Jan2000, 18:00	0.1
8C	0.00017	0	09Jan2000, 12:00	0.1	8C	0.00017	0	02Jan2000, 18:00	0.1
8C2	0.00011	0	09Jan2000, 00:36	0	8C2	0.00011	0	02Jan2000, 17:12	0
8D	0.00066	0	09Jan2000, 12:00	0.2	8D	0.00066	0.2	02Jan2000, 18:00	0.2
8D2	0.00034	0	09Jan2000, 12:00	0.1	8D2	0.00034	0.1	02Jan2000, 18:00	0.1
8E	0.0001	0	09Jan2000, 12:00	0	8E	0.0001	0	02Jan2000, 18:00	0
8F	0.00054	0	09Jan2000, 12:00	0.2	8F	0.00054	0.1	02Jan2000, 18:00	0.1
8G	0.00011	0	09Jan2000, 12:00	0	8G	0.00011	0	02Jan2000, 18:00	0
8H	0.00047	0	09Jan2000, 12:00	0.2	8H	0.00047	0.1	02Jan2000, 18:00	0.1
8I	0.00017	0	09Jan2000, 12:00	0.1	8I	0.00017	0	02Jan2000, 18:00	0
8J	0.00049	0	09Jan2000, 12:00	0.2	8J	0.00049	0.1	02Jan2000, 18:00	0.1
8K	0.00025	0	09Jan2000, 12:00	0.1	8K	0.00025	0.1	02Jan2000, 18:00	0.1
8L	0.00016	0	09Jan2000, 00:36	0.1	8L	0.00016	0	02Jan2000, 17:27	0
8M	0.00024	0	09Jan2000, 12:00	0.1	8M	0.00024	0.1	02Jan2000, 18:00	0.1
9A	0.00196	0.1	09Jan2000, 12:00	0.8	9A	0.00196	0.5	02Jan2000, 18:00	0.6
9B	0.00131	0.1	09Jan2000, 12:00	0.5	9B	0.00131	0.3	02Jan2000, 18:00	0.3
9C	0.00016	0	09Jan2000, 12:00	0.1	9C	0.00016	0	02Jan2000, 18:00	0

	9C2	0.00012	0	09Jan2000, 12:00	0	9C2	0.00012	0	02Jan2000, 18:00	0
	9D	0.00014	0	09Jan2000, 00:36	0.1	9D	0.00014	0	02Jan2000, 17:12	0
	9E	0.0013	0.1	09Jan2000, 12:00	0.6	9E	0.0013	0.3	02Jan2000, 18:00	0.4
	9F	0.00279	0.2	09Jan2000, 12:00	1.2	9F	0.00279	0.7	02Jan2000, 18:00	0.8
	9G	0.00073	0	09Jan2000, 12:00	0.3	9G	0.00073	0.2	02Jan2000, 18:00	0.2
	9H	0.00033	0	09Jan2000, 12:00	0.1	9H	0.00033	0.1	02Jan2000, 18:00	0.1
	9I	0.00081	0	09Jan2000, 12:00	0.3	9I	0.00081	0.2	02Jan2000, 18:00	0.2
	9J	0.00019	0	09Jan2000, 12:00	0.1	9J	0.00019	0	02Jan2000, 18:00	0.1

10YR72HR				
Hydrologic Element	Drainage Area (MI2)	Peak Discharge (CFS)	Time of Peak	Volume (AC-FT)
DEP 1C	0.00268	0.4	03Jan2000, 18:00	0.8
DEP 1E	0.00682	1	03Jan2000, 18:00	2
DEP 11AE	0.00471	0.7	03Jan2000, 18:00	1.4
DEP 11Z	0.00243	0.4	03Jan2000, 18:00	0.7
DEP 5F	0.00883	1.3	03Jan2000, 18:00	2.4
DEP 6G	0.00658	1	03Jan2000, 18:00	1.8
DEP 7K	0.00855	1.3	03Jan2000, 18:00	2.3
DET 11X	0.00321	0.5	03Jan2000, 18:00	0.9
EX STR 1	0.00149	0.2	03Jan2000, 18:00	0.4
EX STR 11	0.00004	0	03Jan2000, 18:00	0
EX STR 12	0.00013	0	03Jan2000, 18:00	0
EX STR 13	0.00013	0	03Jan2000, 18:00	0
EX STR 14	0.00827	1.2	03Jan2000, 18:00	2.2
EX STR 15	0.00842	1.2	03Jan2000, 18:00	2.3
EX STR 16	0.0005	0.1	03Jan2000, 18:00	0.2
EX STR 17	0.00025	0	03Jan2000, 18:00	0.1
EX STR 18	0.00024	0	03Jan2000, 18:00	0.1
EX STR 19	0.00021	0	03Jan2000, 18:00	0.1
EX STR 2	0.00417	0.6	03Jan2000, 18:00	1.3
EX STR 20	0.00007	0	03Jan2000, 16:12	0
EX STR 21	0.00077	0.1	03Jan2000, 18:00	0.2
EX STR 22	0.00317	0.5	03Jan2000, 18:00	1
EX STR 23	0.00276	0.4	03Jan2000, 18:00	0.8
EX STR 24	0.0024	0.4	03Jan2000, 18:00	0.7
EX STR 25	0.00231	0.3	03Jan2000, 18:00	0.7
EX STR 27	0.00196	0.3	03Jan2000, 18:00	0.6
EX STR 28	0.0013	0.2	03Jan2000, 18:00	0.4
EX STR 28-2	0.00426	0.6	03Jan2000, 18:00	1.3
EX STR 29	0.001	0.2	03Jan2000, 18:00	0.3
EX STR 3	0.00425	0.6	03Jan2000, 18:00	1.3
EX STR 30	0.00019	0	03Jan2000, 18:00	0.1
EX STR 31	0.00839	1.3	03Jan2000, 18:00	2.4
EX STR 32	0.00992	1.5	03Jan2000, 18:00	2.9
EX STR 32-2	0.01051	1.6	03Jan2000, 18:00	3.1
EX STR 33	0.00064	0.1	03Jan2000, 18:00	0.2
EX STR 34	0.0004	0.1	03Jan2000, 18:00	0.1
EX STR 35	0.00059	0.1	03Jan2000, 18:00	0.2
EX STR 36	0.00094	0.1	03Jan2000, 18:00	0.3
EX STR 37	0.01165	1.8	03Jan2000, 18:00	3.4
EX STR 38	0.00321	0.5	03Jan2000, 18:00	0.9
EX STR 39	0.00101	0.2	03Jan2000, 18:00	0.3
EX STR 4	0.01107	1.7	03Jan2000, 18:00	3.3
EX STR 40	0.00163	0.2	03Jan2000, 18:00	0.5
EX STR 41	0.00035	0.1	03Jan2000, 18:00	0.1
EX STR 41-2	0.00136	0.2	03Jan2000, 18:00	0.4

EX STR 42	0.2003	30.2	03Jan2000, 18:00	59.8
EX STR 42-2	0.20166	30.4	03Jan2000, 18:00	60.2
EX STR 43	0.00664	1	03Jan2000, 18:00	2
EX STR 43-2	0.22158	33.5	03Jan2000, 18:00	66.1
EX STR 44	0.00029	0	03Jan2000, 18:00	0.1
EX STR 45	0.00053	0.1	03Jan2000, 18:00	0.2
EX STR 45-2	0.25394	38.3	03Jan2000, 18:00	75.7
EX STR 46	0.00004	0	03Jan2000, 18:00	0
EX STR 47	0.00268	0.4	03Jan2000, 18:00	0.9
EX STR 47-2	0.25662	38.7	03Jan2000, 18:00	76.6
EX STR 48	0.19621	29.6	03Jan2000, 18:00	58.5
EX STR 49	0.15782	23.8	03Jan2000, 18:00	47.3
EX STR 5	0.00688	1	03Jan2000, 18:00	1.8
EX STR 50	0.04317	6.4	03Jan2000, 18:00	12.1
EX STR 6	0.00707	1	03Jan2000, 18:00	1.8
EX STR 7	0.00731	1.1	03Jan2000, 18:00	1.9
EX STR 8	0.00756	1.1	03Jan2000, 18:00	2
EX STR 9	0.00792	1.2	03Jan2000, 18:00	2.1
J-S101	0.0000001	0	03Jan2000, 16:30	0
J-S601	0.0000001	0	03Jan2000, 16:30	0
J-S602	0.0000001	0	03Jan2000, 16:30	0
OUTLET 1 - S122	0.0174701	2.6	03Jan2000, 17:57	5
OUTLET 10	0.00188	0.3	03Jan2000, 17:57	0.6
OUTLET 11	0.25662	38.7	03Jan2000, 17:57	76.6
OUTLET 2 - S205	0.0128	1.9	03Jan2000, 17:57	3.6
OUTLET 3A - S209	0.00056	0.1	03Jan2000, 17:57	0.2
OUTLET 3B - S1001	0.0005	0.1	03Jan2000, 17:57	0.2
OUTLET 4 - S213	0.00512	0.8	03Jan2000, 17:57	1.6
OUTLET 5 - S224	0.01286	1.9	03Jan2000, 17:57	3.6
OUTLET 6	0.01337	2	03Jan2000, 17:57	3.8
OUTLET 7 - S409	0.01516	2.3	03Jan2000, 17:57	4.2
OUTLET 8A - S511	0.00485	0.7	03Jan2000, 17:57	1.4
OUTLET 8B - S528	0.00024	0	03Jan2000, 17:57	0.1
OUTLET 9 - S525	0.0098402	1.5	03Jan2000, 17:57	3
PIPE DET OUTLET 1	0.0017801	0.3	03Jan2000, 06:54	0.4
PIPE DET OUTLET 7	0.01516	2.3	03Jan2000, 18:00	4.2

PIPE DET OUTLET 8	0.00485	0.7	03Jan2000, 18:00	1.4
PIPE DET OUTLET 9	0.0098402	1.5	03Jan2000, 18:00	3
S1002	0.0046	0.7	03Jan2000, 18:00	1.4
S1003	0.00485	0.7	03Jan2000, 18:00	1.5
S1004	0.00074	0.1	03Jan2000, 18:00	0.2
S1005	0.00037	0.1	03Jan2000, 18:00	0.1
S1006	0.00966	1.4	03Jan2000, 18:00	2.7
S1007	0.00966	1.4	03Jan2000, 18:00	2.7
S1008	0.00017	0	03Jan2000, 18:00	0.1
S1009	0.00983	1.5	03Jan2000, 18:00	2.7
S101	0.0000001	0	03Jan2000, 16:30	0
S1010	0.00045	0.1	03Jan2000, 18:00	0.1
S1011	0.01028	1.5	03Jan2000, 18:00	2.9
S102	0.00008	0	03Jan2000, 16:12	0
S103	0.0001501	0	03Jan2000, 17:27	0
S105	0.00022	0	03Jan2000, 18:00	0.1
S106	0.0003701	0.1	03Jan2000, 18:00	0.1
S107	0.0004801	0.1	03Jan2000, 18:00	0.2
S108	0.00012	0	03Jan2000, 16:12	0
S109	0.00011	0	03Jan2000, 16:12	0
S110	0.00074	0.1	03Jan2000, 18:00	0.2
S1101	0.00018	0	03Jan2000, 18:00	0.1
S1102	0.00065	0.1	03Jan2000, 18:00	0.2
S1103	0.0091	1.3	03Jan2000, 18:00	2.5
S111	0.00101	0.1	03Jan2000, 18:00	0.3
S112	0.0001	0	03Jan2000, 18:00	0
S113	0.0016301	0.2	03Jan2000, 18:00	0.5
S114	0.00009	0	03Jan2000, 18:00	0
S115	0.0017801	0.3	03Jan2000, 18:00	0.5
S116	0.0017801	0.3	03Jan2000, 06:54	0.4
S117	0.00055	0.1	03Jan2000, 18:00	0.1
S118	0.0169701	2.5	03Jan2000, 18:00	4.8
S119	0.0005	0.1	03Jan2000, 18:00	0.1
S120	0.0174701	2.6	03Jan2000, 18:00	5
S121	0.0174701	2.6	03Jan2000, 18:00	5
S123	0.00021	0	03Jan2000, 18:00	0.1
S124	0.00017	0	03Jan2000, 18:00	0.1
S201	0.0003	0	03Jan2000, 18:00	0.1
S202	0.0003	0	03Jan2000, 18:00	0.1
S203	0.00217	0.3	03Jan2000, 18:00	0.7
S204	0.0128	1.9	03Jan2000, 18:00	3.6
S206	0.00042	0.1	03Jan2000, 18:00	0.1
S207	0.00042	0.1	03Jan2000, 18:00	0.1
S208	0.00056	0.1	03Jan2000, 18:00	0.2
S210	0.00495	0.8	03Jan2000, 18:00	1.5
S211	0.00017	0	03Jan2000, 16:12	0.1
S212	0.00512	0.8	03Jan2000, 18:00	1.6

S214	0.00173	0.3	03Jan2000, 18:00	0.5
S215	0.00191	0.3	03Jan2000, 18:00	0.6
S216A	0.0002	0	03Jan2000, 18:00	0.1
S217A	0.00028	0	03Jan2000, 18:00	0.1
S218	0.00883	1.3	03Jan2000, 18:00	2.4
S219	0.00883	1.3	03Jan2000, 18:00	2.4
S220	0.00933	1.4	03Jan2000, 18:00	2.6
S221	0.01068	1.6	03Jan2000, 18:00	3
S222	0.01286	1.9	03Jan2000, 18:00	3.6
S223	0.01286	1.9	03Jan2000, 18:00	3.6
S225	0.01337	2	03Jan2000, 18:00	3.8
S226	0.01337	2	03Jan2000, 18:00	3.8
S227	0.00014	0	03Jan2000, 18:00	0
S228	0.00405	0.6	03Jan2000, 18:00	1.2
S229	0.00405	0.6	03Jan2000, 18:00	1.2
S230	0.00412	0.6	03Jan2000, 18:00	1.2
S301	0.0001	0	03Jan2000, 16:12	0
S302	0.0001	0	03Jan2000, 16:12	0
S303	0.00017	0	03Jan2000, 18:00	0.1
S304	0.00027	0	03Jan2000, 18:00	0.1
S305	0.00009	0	03Jan2000, 16:12	0
S306	0.00026	0	03Jan2000, 18:00	0.1
S307	0.00053	0.1	03Jan2000, 18:00	0.2
S308	0.00006	0	03Jan2000, 16:12	0
S309	0.00018	0	03Jan2000, 18:00	0.1
S310	0.00009	0	03Jan2000, 18:00	0
S311	0.0008	0.1	03Jan2000, 18:00	0.3
S312A	0.00021	0	03Jan2000, 18:00	0.1
S313A	0.00044	0.1	03Jan2000, 18:00	0.1
S314A	0.00062	0.1	03Jan2000, 18:00	0.2
S315	0.0072	1.1	03Jan2000, 18:00	2
S316	0.0072	1.1	03Jan2000, 18:00	2
S317	0.00727	1.1	03Jan2000, 18:00	2
S318A	0.00019	0	03Jan2000, 18:00	0.1
S319	0.00071	0.1	03Jan2000, 18:00	0.2
S320	0.01217	1.8	03Jan2000, 18:00	3.4
S321	0.00013	0	03Jan2000, 18:00	0
S322	0.01257	1.9	03Jan2000, 18:00	3.5
S323	0.01337	2	03Jan2000, 18:00	3.8
S324	0.00269	0.4	03Jan2000, 18:00	0.8
S325	0.00415	0.6	03Jan2000, 18:00	1.2
S326	0.00012	0	03Jan2000, 16:12	0
S327	0.00427	0.6	03Jan2000, 18:00	1.2
S328	0.00477	0.7	03Jan2000, 18:00	1.4
S329	0.00504	0.8	03Jan2000, 18:00	1.4
S330	0.00007	0	03Jan2000, 18:00	0
S331	0.00534	0.8	03Jan2000, 18:00	1.5
S401	0.00008	0	03Jan2000, 16:30	0
S402	0.00016	0	03Jan2000, 18:00	0

S403	0.00045	0.1	03Jan2000, 18:00	0.1
S404	0.0002	0	03Jan2000, 18:00	0.1
S405	0.0003	0	03Jan2000, 18:00	0.1
S406	0.00127	0.2	03Jan2000, 18:00	0.4
S407	0.01516	2.3	03Jan2000, 18:00	4.2
S408	0.01516	2.3	03Jan2000, 18:00	4.2
S410	0.00056	0.1	03Jan2000, 18:00	0.2
S411	0.00107	0.2	03Jan2000, 18:00	0.3
S412	0.00173	0.3	03Jan2000, 18:00	0.5
S413	0.00207	0.3	03Jan2000, 18:00	0.6
S414	0.00218	0.3	03Jan2000, 18:00	0.6
S415	0.00385	0.6	03Jan2000, 18:00	1.1
S416	0.00009	0	03Jan2000, 16:12	0
S417	0.00009	0	03Jan2000, 16:12	0
S418	0.00394	0.6	03Jan2000, 18:00	1.1
S419	0.00012	0	03Jan2000, 18:00	0
S420	0.00012	0	03Jan2000, 18:00	0
S421	0.00017	0	03Jan2000, 18:00	0.1
S422	0.00038	0.1	03Jan2000, 18:00	0.1
S423	0.0005	0.1	03Jan2000, 18:00	0.2
S501	0.00011	0	03Jan2000, 18:00	0
S502	0.00049	0.1	03Jan2000, 18:00	0.1
S503	0.00066	0.1	03Jan2000, 18:00	0.2
S504	0.00113	0.2	03Jan2000, 18:00	0.3
S505	0.00016	0	03Jan2000, 16:27	0.1
S506	0.0041	0.6	03Jan2000, 18:00	1.2
S507	0.00025	0	03Jan2000, 18:00	0.1
S508	0.00075	0.1	03Jan2000, 18:00	0.2
S509	0.00485	0.7	03Jan2000, 18:00	1.4
S510	0.00485	0.7	03Jan2000, 18:00	1.4
S512	0.0007301	0.1	03Jan2000, 18:00	0.2
S513	0.00279	0.4	03Jan2000, 18:00	0.9
S514	0.00705	1.1	03Jan2000, 18:00	2.2
S515	0.00836	1.3	03Jan2000, 18:00	2.6
S516	0.0092101	1.4	03Jan2000, 18:00	2.8
S517	0.0093701	1.4	03Jan2000, 18:00	2.9
S518	0.00033	0.1	03Jan2000, 18:00	0.1
S519	0.0003301	0.1	03Jan2000, 18:00	0.1
S520	0.00014	0	03Jan2000, 16:12	0
S521	0.0004701	0.1	03Jan2000, 18:00	0.1
S522	0.0004701	0.1	03Jan2000, 18:00	0.1
S523	0.0098402	1.5	03Jan2000, 18:00	3
S524	0.0098402	1.5	03Jan2000, 18:00	3
S526	0.00024	0	03Jan2000, 18:00	0.1
S527	0.00024	0	03Jan2000, 18:00	0.1
S601	0.0000001	0	03Jan2000, 16:30	0
S602	0.0000001	0	03Jan2000, 16:30	0
S603	0.0000001	0	03Jan2000, 16:30	0
S604	0.0001	0	03Jan2000, 18:00	0

S605	0.00064	0.1	03Jan2000, 18:00	0.2
S606	0.00149	0.2	03Jan2000, 18:00	0.4
S607	0.00176	0.3	03Jan2000, 18:00	0.5
S608	0.00188	0.3	03Jan2000, 18:00	0.6
S609	0.00032	0	03Jan2000, 18:00	0.1
S610	0.00039	0.1	03Jan2000, 18:00	0.1
S611	0.00071	0.1	03Jan2000, 18:00	0.2
S612	0.00031	0	03Jan2000, 18:00	0.1
S613	0.00009	0	03Jan2000, 18:00	0
S614	0.00238	0.4	03Jan2000, 18:00	0.7
S615	0.0034	0.5	03Jan2000, 18:00	1
S701	0.00185	0.3	03Jan2000, 18:00	0.5
S702	0.00199	0.3	03Jan2000, 18:00	0.6
S703	0.00266	0.4	03Jan2000, 18:00	0.8
S704	0.00098	0.1	03Jan2000, 18:00	0.3
S705	0.00437	0.7	03Jan2000, 18:00	1.3
S706	0.00027	0	03Jan2000, 18:00	0.1
S707	0.00018	0	03Jan2000, 18:00	0.1
S708	0.00066	0.1	03Jan2000, 18:00	0.2
S709	0.00843	1.3	03Jan2000, 18:00	2.4
S710	0.00048	0.1	03Jan2000, 18:00	0.1
S711	0.00033	0.1	03Jan2000, 18:00	0.1
S712	0.00924	1.4	03Jan2000, 18:00	2.7
S713	0.0002	0	03Jan2000, 18:00	0.1
S714	0.00944	1.4	03Jan2000, 18:00	2.7
S715	0.00067	0.1	03Jan2000, 18:00	0.2
S716	0.0013	0.2	03Jan2000, 18:00	0.4
S717	0.01074	1.6	03Jan2000, 18:00	3.1
S718	0.00007	0	03Jan2000, 18:00	0
S719	0.00039	0.1	03Jan2000, 18:00	0.1
S720	0.01113	1.7	03Jan2000, 18:00	3.2
S721A	0.00008	0	03Jan2000, 18:00	0
S722	0.00014	0	03Jan2000, 18:00	0
S723	0.00126	0.2	03Jan2000, 18:00	0.4
S724	0.01253	1.9	03Jan2000, 18:00	3.7
S726A	0.00251	0.4	03Jan2000, 18:00	0.7
S801	0.00274	0.4	03Jan2000, 18:00	0.8
S802	0.01527	2.3	03Jan2000, 18:00	4.5
S803	0.00012	0	03Jan2000, 16:12	0
S804	0.00127	0.2	03Jan2000, 18:00	0.4
S805	0.01666	2.5	03Jan2000, 18:00	4.9
S806	0.00021	0	03Jan2000, 18:00	0.1
S807	0.00037	0.1	03Jan2000, 18:00	0.1
S808	0.00016	0	03Jan2000, 18:00	0
S809	0.00092	0.1	03Jan2000, 18:00	0.3
S810	0.00142	0.2	03Jan2000, 18:00	0.4
S811	0.00277	0.4	03Jan2000, 18:00	0.8
S812	0.00792	1.2	03Jan2000, 18:00	2.3
S813	0.00101	0.2	03Jan2000, 18:00	0.3

S814	0.00973	1.5	03Jan2000, 18:00	2.9
S815	0.02916	4.4	03Jan2000, 18:00	8.6
S816	0.00094	0.1	03Jan2000, 18:00	0.3
S817	0.22252	33.6	03Jan2000, 18:00	66.5
S818	0.22274	33.6	03Jan2000, 18:00	66.5
S819	0.22369	33.8	03Jan2000, 18:00	66.8
S820	0.22369	33.8	03Jan2000, 18:00	66.8
S821	0.00027	0	03Jan2000, 18:00	0.1
S822	0.25312	38.2	03Jan2000, 18:00	75.5
S901	0.00376	0.6	03Jan2000, 18:00	1.1
1A	0.00357	0.5	03Jan2000, 18:00	1
1B	0.00149	0.2	03Jan2000, 18:00	0.4
1C	0.00268	0.4	03Jan2000, 18:00	0.8
1D	0.00008	0	03Jan2000, 18:00	0
1E	0.00682	1	03Jan2000, 18:00	2
1F	0.00006	0	03Jan2000, 17:30	0
1G	0.00011	0	03Jan2000, 16:12	0
1H	0.00004	0	03Jan2000, 16:30	0
1I	0.00004	0	03Jan2000, 16:12	0
1J	0.00011	0	03Jan2000, 17:15	0
1K	0.00012	0	03Jan2000, 16:12	0
1L	0.00007	0	03Jan2000, 17:30	0
1M	0.00008	0	03Jan2000, 16:12	0
1N	0.00009	0	03Jan2000, 18:00	0
1O	0.0001	0	03Jan2000, 18:00	0
1P	0.00022	0	03Jan2000, 18:00	0.1
1Q	0.00074	0.1	03Jan2000, 18:00	0.2
1R	0.00055	0.1	03Jan2000, 18:00	0.1
1S	0.0005	0.1	03Jan2000, 18:00	0.1
10A	0.00054	0.1	03Jan2000, 18:00	0.2
10B	0.00085	0.1	03Jan2000, 18:00	0.3
10C	0.00027	0	03Jan2000, 18:00	0.1
10D	0.00012	0	03Jan2000, 18:00	0
10E	0.0001	0	03Jan2000, 18:00	0
11A	0.00039	0.1	03Jan2000, 18:00	0.1
11AA	0.00014	0	03Jan2000, 18:00	0
11AA2	0.00008	0	03Jan2000, 18:00	0
11AB	0.00126	0.2	03Jan2000, 18:00	0.4
11AC	0.00032	0	03Jan2000, 18:00	0.1
11AD	0.00127	0.2	03Jan2000, 18:00	0.4
11AD2	0.00012	0	03Jan2000, 16:12	0
11AE	0.00471	0.7	03Jan2000, 18:00	1.4
11AF	0.00076	0.1	03Jan2000, 18:00	0.2
11AF2	0.00016	0	03Jan2000, 18:00	0
11AG	0.00101	0.2	03Jan2000, 18:00	0.3
11AH	0.00163	0.2	03Jan2000, 18:00	0.5
11AI	0.00094	0.1	03Jan2000, 18:00	0.3
11AJ	0.00101	0.2	03Jan2000, 18:00	0.3
11AK	0.0008	0.1	03Jan2000, 18:00	0.2

11AL	0.00142	0.2	03Jan2000, 18:00	0.4
11AL2	0.00006	0	03Jan2000, 16:12	0
11AM	0.00016	0	03Jan2000, 18:00	0
11AN	0.00035	0.1	03Jan2000, 18:00	0.1
11AO	0.00409	0.6	03Jan2000, 18:00	1.3
11AP	0.00664	1	03Jan2000, 18:00	2
11AQ	0.00022	0	03Jan2000, 18:00	0.1
11AR	0.00021	0	03Jan2000, 18:00	0.1
11AS	0.00095	0.1	03Jan2000, 18:00	0.3
11AT	0.00027	0	03Jan2000, 18:00	0.1
11AU	0.00029	0	03Jan2000, 18:00	0.1
11AV	0.00053	0.1	03Jan2000, 18:00	0.2
11AW	0.00004	0	03Jan2000, 18:00	0
11AX	0.00264	0.4	03Jan2000, 18:00	0.8
11AY	0.03839	5.8	03Jan2000, 18:00	11.3
11AZ	0.11465	17.4	03Jan2000, 18:00	35.2
11B	0.00032	0	03Jan2000, 18:00	0.1
11BA	0.04317	6.4	03Jan2000, 18:00	12.1
11C	0.00839	1.3	03Jan2000, 18:00	2.4
11D	0.00089	0.1	03Jan2000, 18:00	0.3
11E	0.00064	0.1	03Jan2000, 18:00	0.2
11F	0.00229	0.3	03Jan2000, 18:00	0.7
11F2	0.00009	0	03Jan2000, 18:00	0
11G	0.00185	0.3	03Jan2000, 18:00	0.5
11H	0.00031	0	03Jan2000, 18:00	0.1
11I	0.00014	0	03Jan2000, 16:12	0
11J	0.00027	0	03Jan2000, 18:00	0.1
11K	0.0004	0.1	03Jan2000, 18:00	0.1
11L	0.00019	0	03Jan2000, 18:00	0.1
11M	0.00067	0.1	03Jan2000, 18:00	0.2
11N	0.00073	0.1	03Jan2000, 18:00	0.2
11O	0.00018	0	03Jan2000, 18:00	0.1
11P	0.00098	0.1	03Jan2000, 18:00	0.3
11Q	0.00021	0	03Jan2000, 18:00	0.1
11R	0.00094	0.1	03Jan2000, 18:00	0.3
11S	0.0002	0	03Jan2000, 18:00	0.1
11T	0.00063	0.1	03Jan2000, 18:00	0.2
11U	0.00048	0.1	03Jan2000, 18:00	0.1
11U2	0.0002	0	03Jan2000, 18:00	0.1
11V	0.00033	0.1	03Jan2000, 18:00	0.1
11W	0.00007	0	03Jan2000, 18:00	0
11X	0.00321	0.5	03Jan2000, 18:00	0.9
11Y	0.00067	0.1	03Jan2000, 18:00	0.2
11Z	0.00243	0.4	03Jan2000, 18:00	0.7
11Z2	0.00023	0	03Jan2000, 18:00	0.1
2A	0.00113	0.2	03Jan2000, 18:00	0.3
2B	0.00688	1	03Jan2000, 18:00	1.8
2C	0.00015	0	03Jan2000, 18:00	0
2D	0.00011	0	03Jan2000, 18:00	0

2E	0.00012	0	03Jan2000, 18:00	0
2F	0.00036	0.1	03Jan2000, 18:00	0.1
2G	0.00065	0.1	03Jan2000, 18:00	0.2
2H	0.00018	0	03Jan2000, 18:00	0.1
2I	0.00019	0	03Jan2000, 18:00	0.1
2K	0.00045	0.1	03Jan2000, 18:00	0.1
2L	0.00074	0.1	03Jan2000, 18:00	0.2
2M	0.00004	0	03Jan2000, 18:00	0
2N	0.00013	0	03Jan2000, 18:00	0
2O	0.00013	0	03Jan2000, 18:00	0
2P	0.00035	0.1	03Jan2000, 18:00	0.1
2Q	0.00015	0	03Jan2000, 18:00	0
2R	0.00003	0	03Jan2000, 18:00	0
2S	0.00019	0	03Jan2000, 18:00	0.1
2T	0.00017	0	03Jan2000, 18:00	0.1
2U	0.00035	0.1	03Jan2000, 18:00	0.1
2V	0.00021	0	03Jan2000, 18:00	0.1
2W	0.00009	0	03Jan2000, 18:00	0
3A	0.00017	0	03Jan2000, 18:00	0.1
3B	0.00025	0	03Jan2000, 18:00	0.1
3C	0.00014	0	03Jan2000, 16:12	0
3D	0.0005	0.1	03Jan2000, 18:00	0.2
4A	0.00025	0	03Jan2000, 18:00	0.1
4B	0.00024	0	03Jan2000, 18:00	0.1
4C	0.00014	0	03Jan2000, 18:00	0
4D	0.00007	0	03Jan2000, 16:12	0
4E	0.00077	0.1	03Jan2000, 18:00	0.2
4F	0.00017	0	03Jan2000, 16:12	0.1
4G	0.0001	0	03Jan2000, 16:12	0
4H	0.00025	0	03Jan2000, 18:00	0.1
4I	0.00084	0.1	03Jan2000, 18:00	0.3
4J	0.00034	0.1	03Jan2000, 18:00	0.1
4K	0.00017	0	03Jan2000, 18:00	0.1
4L	0.00015	0	03Jan2000, 18:00	0
4M	0.00009	0	03Jan2000, 18:00	0
4N	0.00154	0.2	03Jan2000, 18:00	0.5
5A	0.00018	0	03Jan2000, 18:00	0.1
5B	0.00173	0.3	03Jan2000, 18:00	0.5
5C	0.00027	0	03Jan2000, 18:00	0.1
5D	0.00107	0.2	03Jan2000, 18:00	0.3
5D2	0.0002	0	03Jan2000, 18:00	0.1
5D3	0.00008	0	03Jan2000, 18:00	0
5E	0.0005	0.1	03Jan2000, 18:00	0.1
5F	0.00883	1.3	03Jan2000, 18:00	2.4
6A	0.00014	0	03Jan2000, 18:00	0
6B	0.00405	0.6	03Jan2000, 18:00	1.2
6C	0.00007	0	03Jan2000, 16:12	0
6D	0.00021	0	03Jan2000, 18:00	0.1
6E	0.00023	0	03Jan2000, 18:00	0.1

6F	0.00018	0	03Jan2000, 18:00	0.1
6G	0.00658	1	03Jan2000, 18:00	1.8
6H	0.00019	0	03Jan2000, 18:00	0.1
6I	0.00052	0.1	03Jan2000, 18:00	0.1
6J	0.00009	0	03Jan2000, 16:12	0
6K	0.00006	0	03Jan2000, 16:12	0
6L	0.00007	0	03Jan2000, 16:12	0
6M	0.00007	0	03Jan2000, 16:12	0
6N	0.0001	0	03Jan2000, 16:12	0
6O	0.00017	0	03Jan2000, 18:00	0.1
6P	0.00017	0	03Jan2000, 18:00	0.1
6Q	0.00012	0	03Jan2000, 18:00	0
6R	0.00009	0	03Jan2000, 18:00	0
6S	0.00013	0	03Jan2000, 18:00	0
6T	0.00013	0	03Jan2000, 18:00	0
7A	0.00269	0.4	03Jan2000, 18:00	0.8
7B	0.00146	0.2	03Jan2000, 18:00	0.4
7C	0.0005	0.1	03Jan2000, 18:00	0.1
7D	0.00027	0	03Jan2000, 18:00	0.1
7E	0.00023	0	03Jan2000, 18:00	0.1
7F	0.00008	0	03Jan2000, 16:30	0
7G	0.00008	0	03Jan2000, 18:00	0
7H	0.0002	0	03Jan2000, 18:00	0.1
7I	0.00029	0	03Jan2000, 18:00	0.1
7I2	0.0001	0	03Jan2000, 16:12	0
7J	0.00052	0.1	03Jan2000, 18:00	0.2
7K	0.00855	1.3	03Jan2000, 18:00	2.3
7L	0.00007	0	03Jan2000, 18:00	0
7M	0.00012	0	03Jan2000, 16:12	0
8A	0.00012	0	03Jan2000, 18:00	0
8A2	0.00009	0	03Jan2000, 16:12	0
8B	0.00056	0.1	03Jan2000, 18:00	0.2
8B2	0.00051	0.1	03Jan2000, 18:00	0.1
8C	0.00017	0	03Jan2000, 18:00	0.1
8C2	0.00011	0	03Jan2000, 16:12	0
8D	0.00066	0.1	03Jan2000, 18:00	0.2
8D2	0.00034	0.1	03Jan2000, 18:00	0.1
8E	0.0001	0	03Jan2000, 18:00	0
8F	0.00054	0.1	03Jan2000, 18:00	0.2
8G	0.00011	0	03Jan2000, 18:00	0
8H	0.00047	0.1	03Jan2000, 18:00	0.1
8I	0.00017	0	03Jan2000, 18:00	0.1
8J	0.00049	0.1	03Jan2000, 18:00	0.1
8K	0.00025	0	03Jan2000, 18:00	0.1
8L	0.00016	0	03Jan2000, 16:27	0.1
8M	0.00024	0	03Jan2000, 18:00	0.1
9A	0.00196	0.3	03Jan2000, 18:00	0.6
9B	0.00131	0.2	03Jan2000, 18:00	0.4
9C	0.00016	0	03Jan2000, 18:00	0

9C2	0.00012	0	03Jan2000, 18:00	0
9D	0.00014	0	03Jan2000, 16:12	0
9E	0.0013	0.2	03Jan2000, 18:00	0.4
9F	0.00279	0.4	03Jan2000, 18:00	0.9
9G	0.00073	0.1	03Jan2000, 18:00	0.2
9H	0.00033	0.1	03Jan2000, 18:00	0.1
9I	0.00081	0.1	03Jan2000, 18:00	0.2
9J	0.00019	0	03Jan2000, 18:00	0.1

HEC-HMS Modeling Results

Proposed 100 Year Storm

100YR01HR				
Hydrologic Element	Drainage Area (MI2)	Peak Discharge (CFS)	Time of Peak	Volume (AC-FT)
DEP 1C	0.00268	9.2	01Jan2000, 00:24	0.5
DEP 1E	0.00682	17.3	01Jan2000, 00:36	1.3
DEP 11AE	0.00471	12.2	01Jan2000, 00:30	0.9
DEP 11Z	0.00243	6.9	01Jan2000, 00:27	0.4
DEP 5F	0.00883	19.3	01Jan2000, 00:33	1.5
DEP 6G	0.00658	14.9	01Jan2000, 00:33	1.1
DEP 7K	0.00855	18	01Jan2000, 00:33	1.4
DET 11X	0.00321	8.5	01Jan2000, 00:27	0.6
EX STR 1	0.00149	5.4	01Jan2000, 00:27	0.3
EX STR 11	0.00004	0.2	01Jan2000, 00:09	0
EX STR 12	0.00013	0.7	01Jan2000, 00:09	0
EX STR 13	0.00013	0.7	01Jan2000, 00:09	0
EX STR 14	0.00827	23.4	01Jan2000, 00:27	1.4
EX STR 15	0.00842	23.7	01Jan2000, 00:27	1.4
EX STR 16	0.0005	2.6	01Jan2000, 00:18	0.1
EX STR 17	0.00025	1.3	01Jan2000, 00:15	0.1
EX STR 18	0.00024	1.3	01Jan2000, 00:09	0
EX STR 19	0.00021	1.2	01Jan2000, 00:09	0
EX STR 2	0.00417	14.5	01Jan2000, 00:24	0.8
EX STR 20	0.00007	0.4	01Jan2000, 00:09	0
EX STR 21	0.00077	3.1	01Jan2000, 00:24	0.2
EX STR 22	0.00317	14.6	01Jan2000, 00:12	0.6
EX STR 23	0.00276	12.3	01Jan2000, 00:12	0.5
EX STR 24	0.0024	10.4	01Jan2000, 00:15	0.5
EX STR 25	0.00231	9.9	01Jan2000, 00:15	0.4
EX STR 27	0.00196	7.1	01Jan2000, 00:30	0.4
EX STR 28	0.0013	5.4	01Jan2000, 00:24	0.3
EX STR 28-2	0.00426	15.4	01Jan2000, 00:27	0.9
EX STR 29	0.001	3.6	01Jan2000, 00:21	0.2
EX STR 3	0.00425	14.7	01Jan2000, 00:24	0.8
EX STR 30	0.00019	1.1	01Jan2000, 00:09	0
EX STR 31	0.00839	28.6	01Jan2000, 00:27	1.5
EX STR 32	0.00992	32.6	01Jan2000, 00:27	1.8
EX STR 32-2	0.01051	34	01Jan2000, 00:27	1.9
EX STR 33	0.00064	2.1	01Jan2000, 00:30	0.1
EX STR 34	0.0004	1	01Jan2000, 00:42	0.1
EX STR 35	0.00059	1.6	01Jan2000, 00:36	0.1
EX STR 36	0.00094	2.9	01Jan2000, 00:33	0.2
EX STR 37	0.01165	37.3	01Jan2000, 00:27	2.2
EX STR 38	0.00321	8.5	01Jan2000, 00:27	0.6
EX STR 39	0.00101	4.4	01Jan2000, 00:21	0.2
EX STR 4	0.01107	30.5	01Jan2000, 00:30	2.1
EX STR 40	0.00163	7.7	01Jan2000, 00:21	0.3
EX STR 41	0.00035	2.2	01Jan2000, 00:09	0.1
EX STR 41-2	0.00136	5.6	01Jan2000, 00:18	0.3

100YR02HR				
Hydrologic Element	Drainage Area (MI2)	Peak Discharge (CFS)	Time of Peak	Volume (AC-FT)
DEP 1C	0.00268	7.6	01Jan2000, 00:33	0.7
DEP 1E	0.00682	16.1	01Jan2000, 00:45	1.6
DEP 11AE	0.00471	11	01Jan2000, 00:42	1.1
DEP 11Z	0.00243	6	01Jan2000, 00:39	0.6
DEP 5F	0.00883	17.9	01Jan2000, 00:45	2
DEP 6G	0.00658	13.7	01Jan2000, 00:45	1.4
DEP 7K	0.00855	16.8	01Jan2000, 00:45	1.9
DET 11X	0.00321	7.5	01Jan2000, 00:39	0.7
EX STR 1	0.00149	4.4	01Jan2000, 00:36	0.4
EX STR 11	0.00004	0.2	01Jan2000, 00:18	0
EX STR 12	0.00013	0.5	01Jan2000, 00:18	0
EX STR 13	0.00013	0.5	01Jan2000, 00:18	0
EX STR 14	0.00827	20.5	01Jan2000, 00:36	1.8
EX STR 15	0.00842	20.8	01Jan2000, 00:36	1.8
EX STR 16	0.0005	1.8	01Jan2000, 00:24	0.1
EX STR 17	0.00025	0.9	01Jan2000, 00:21	0.1
EX STR 18	0.00024	0.9	01Jan2000, 00:18	0.1
EX STR 19	0.00021	0.8	01Jan2000, 00:18	0.1
EX STR 2	0.00417	12.1	01Jan2000, 00:36	1
EX STR 20	0.00007	0.3	01Jan2000, 00:18	0
EX STR 21	0.00077	2.5	01Jan2000, 00:33	0.2
EX STR 22	0.00317	10.5	01Jan2000, 00:24	0.8
EX STR 23	0.00276	9	01Jan2000, 00:24	0.7
EX STR 24	0.0024	7.8	01Jan2000, 00:24	0.6
EX STR 25	0.00231	7.5	01Jan2000, 00:24	0.6
EX STR 27	0.00196	5.9	01Jan2000, 00:39	0.5
EX STR 28	0.0013	4.2	01Jan2000, 00:33	0.3
EX STR 28-2	0.00426	12.8	01Jan2000, 00:36	1.1
EX STR 29	0.001	3	01Jan2000, 00:30	0.2
EX STR 3	0.00425	12.2	01Jan2000, 00:36	1
EX STR 30	0.00019	0.7	01Jan2000, 00:18	0
EX STR 31	0.00839	23.8	01Jan2000, 00:36	2
EX STR 32	0.00992	27.6	01Jan2000, 00:36	2.3
EX STR 32-2	0.01051	28.9	01Jan2000, 00:36	2.5
EX STR 33	0.00064	1.8	01Jan2000, 00:39	0.2
EX STR 34	0.0004	0.9	01Jan2000, 00:51	0.1
EX STR 35	0.00059	1.4	01Jan2000, 00:45	0.1
EX STR 36	0.00094	2.5	01Jan2000, 00:42	0.2
EX STR 37	0.01165	31.9	01Jan2000, 00:36	2.7
EX STR 38	0.00321	7.5	01Jan2000, 00:39	0.7
EX STR 39	0.00101	3.3	01Jan2000, 00:30	0.3
EX STR 4	0.01107	27.3	01Jan2000, 00:39	2.7
EX STR 40	0.00163	5.7	01Jan2000, 00:27	0.4
EX STR 41	0.00035	1.4	01Jan2000, 00:18	0.1
EX STR 41-2	0.00136	4.5	01Jan2000, 00:30	0.3

EX STR 42	0.2003	412.6	01Jan2000, 00:51	38.5
EX STR 42-2	0.20166	414.3	01Jan2000, 00:51	38.8
EX STR 43	0.00664	17.3	01Jan2000, 00:42	1.3
EX STR 43-2	0.22158	452.3	01Jan2000, 00:51	42.6
EX STR 44	0.00029	1.3	01Jan2000, 00:21	0.1
EX STR 45	0.00053	3.3	01Jan2000, 00:09	0.1
EX STR 45-2	0.25394	512.8	01Jan2000, 00:48	48.8
EX STR 46	0.00004	0.3	01Jan2000, 00:09	0
EX STR 47	0.00268	8.2	01Jan2000, 00:36	0.6
EX STR 47-2	0.25662	519.8	01Jan2000, 00:48	49.3
EX STR 48	0.19621	405.4	01Jan2000, 00:54	37.7
EX STR 49	0.15782	325.5	01Jan2000, 00:57	30.5
EX STR 5	0.00688	20.4	01Jan2000, 00:27	1.1
EX STR 50	0.04317	87	01Jan2000, 00:54	7.5
EX STR 6	0.00707	21	01Jan2000, 00:27	1.1
EX STR 7	0.00731	21.5	01Jan2000, 00:27	1.2
EX STR 8	0.00756	22	01Jan2000, 00:27	1.2
EX STR 9	0.00792	22.7	01Jan2000, 00:27	1.3
J-S101	1E-07	0	01Jan2000, 00:12	0
J-S601	1E-07	0	01Jan2000, 00:12	0
J-S602	1E-07	0	01Jan2000, 00:12	0
OUTLET 1 - S122	0.01747	43.7	01Jan2000, 00:27	3.1
OUTLET 10	0.00188	4.1	01Jan2000, 00:39	0.4
OUTLET 11	0.25662	519.8	01Jan2000, 00:45	49.3
OUTLET 2 - S205	0.0128	38	01Jan2000, 00:21	2.3
OUTLET 3A - S209	0.00056	3.5	01Jan2000, 00:06	0.1
OUTLET 3B - S1001	0.0005	2.6	01Jan2000, 00:15	0.1
OUTLET 4 - S213	0.00512	22.3	01Jan2000, 00:12	1
OUTLET 5 - S224	0.01286	31.5	01Jan2000, 00:24	2.3
OUTLET 6	0.01337	33.2	01Jan2000, 00:27	2.4
OUTLET 7 - S409	0.01516	12	01Jan2000, 01:12	2.6
OUTLET 8A - S511	0.00485	14.9	01Jan2000, 00:21	0.9
OUTLET 8B - S528	0.00024	0.7	01Jan2000, 00:21	0
OUTLET 9 - S525	0.00984	9.2	01Jan2000, 00:57	1.9
PIPE DET OUTLET 1	0.00178	0.8	01Jan2000, 01:03	0.3
PIPE DET OUTLET 7	0.01516	12	01Jan2000, 01:15	2.7

EX STR 42	0.2003	401.2	01Jan2000, 01:00	48.4
EX STR 42-2	0.20166	403	01Jan2000, 01:00	48.7
EX STR 43	0.00664	16	01Jan2000, 00:51	1.6
EX STR 43-2	0.22158	440.4	01Jan2000, 01:00	53.5
EX STR 44	0.00029	1	01Jan2000, 00:30	0.1
EX STR 45	0.00053	2.1	01Jan2000, 00:18	0.1
EX STR 45-2	0.25394	500.4	01Jan2000, 00:57	61.3
EX STR 46	0.00004	0.2	01Jan2000, 00:18	0
EX STR 47	0.00268	7.3	01Jan2000, 00:45	0.7
EX STR 47-2	0.25662	507	01Jan2000, 00:57	62
EX STR 48	0.19621	394.1	01Jan2000, 01:03	47.3
EX STR 49	0.15782	315.6	01Jan2000, 01:06	38.3
EX STR 5	0.00688	17.1	01Jan2000, 00:36	1.4
EX STR 50	0.04317	83.7	01Jan2000, 01:03	9.6
EX STR 6	0.00707	17.7	01Jan2000, 00:36	1.5
EX STR 7	0.00731	18.2	01Jan2000, 00:36	1.5
EX STR 8	0.00756	18.8	01Jan2000, 00:36	1.6
EX STR 9	0.00792	19.7	01Jan2000, 00:36	1.7
J-S101	1E-07	0	01Jan2000, 00:18	0
J-S601	1E-07	0	01Jan2000, 00:18	0
J-S602	1E-07	0	01Jan2000, 00:18	0
OUTLET 1 - S122	0.01747	39.3	01Jan2000, 00:39	4
OUTLET 10	0.00188	4	01Jan2000, 00:45	0.5
OUTLET 11	0.25662	507	01Jan2000, 00:54	62
OUTLET 2 - S205	0.0128	33.7	01Jan2000, 00:27	2.9
OUTLET 3A - S209	0.00056	2.2	01Jan2000, 00:15	0.1
OUTLET 3B - S1001	0.0005	1.8	01Jan2000, 00:21	0.1
OUTLET 4 - S213	0.00512	16.8	01Jan2000, 00:21	1.3
OUTLET 5 - S224	0.01286	28.2	01Jan2000, 00:36	2.9
OUTLET 6	0.01337	30.3	01Jan2000, 00:39	3
OUTLET 7 - S409	0.01516	12.2	01Jan2000, 01:42	3.4
OUTLET 8A - S511	0.00485	17.7	01Jan2000, 00:27	1.1
OUTLET 8B - S528	0.00024	0.6	01Jan2000, 00:30	0
OUTLET 9 - S525	0.00984	9.3	01Jan2000, 01:18	2.4
PIPE DET OUTLET 1	0.00178	0.8	01Jan2000, 01:45	0.3
PIPE DET OUTLET 7	0.01516	12.2	01Jan2000, 01:45	3.4

PIPE DET OUTLET 8	0.00485	14.9	01Jan2000, 00:24	0.9
PIPE DET OUTLET 9	0.00984	9.2	01Jan2000, 01:00	1.9
S1002	0.0046	19.5	01Jan2000, 00:15	0.9
S1003	0.00485	20.8	01Jan2000, 00:15	1
S1004	0.00074	3	01Jan2000, 00:24	0.2
S1005	0.00037	1.4	01Jan2000, 00:15	0.1
S1006	0.00966	27.2	01Jan2000, 00:24	1.7
S1007	0.00966	27.2	01Jan2000, 00:24	1.7
S1008	0.00017	1.1	01Jan2000, 00:09	0
S1009	0.00983	27.6	01Jan2000, 00:24	1.7
S101	1E-07	0	01Jan2000, 00:12	0
S1010	0.00045	2	01Jan2000, 00:21	0.1
S1011	0.01028	29.6	01Jan2000, 00:24	1.8
S102	0.00008	0.5	01Jan2000, 00:09	0
S103	0.00015	0.6	01Jan2000, 00:12	0
S105	0.00022	1.3	01Jan2000, 00:09	0
S106	0.00037	1.9	01Jan2000, 00:12	0.1
S107	0.00048	2.2	01Jan2000, 00:12	0.1
S108	0.00012	0.8	01Jan2000, 00:09	0
S109	0.00011	0.7	01Jan2000, 00:09	0
S110	0.00074	2.2	01Jan2000, 00:21	0.1
S1101	0.00018	1.1	01Jan2000, 00:09	0
S1102	0.00065	3.8	01Jan2000, 00:09	0.1
S1103	0.0091	25.4	01Jan2000, 00:24	1.5
S111	0.00101	3.4	01Jan2000, 00:18	0.2
S112	0.0001	0.5	01Jan2000, 00:12	0
S113	0.00163	6.2	01Jan2000, 00:15	0.3
S114	0.00009	0.4	01Jan2000, 00:15	0
S115	0.00178	6.8	01Jan2000, 00:15	0.3
S116	0.00178	0.8	01Jan2000, 01:03	0.3
S117	0.00055	1.3	01Jan2000, 00:27	0.1
S118	0.01697	42.1	01Jan2000, 00:30	3.1
S119	0.0005	1.7	01Jan2000, 00:27	0.1
S120	0.01747	43.7	01Jan2000, 00:30	3.1
S121	0.01747	43.7	01Jan2000, 00:30	3.1
S123	0.00021	1.3	01Jan2000, 00:09	0
S124	0.00017	1.1	01Jan2000, 00:09	0
S201	0.0003	1.9	01Jan2000, 00:09	0.1
S202	0.0003	1.9	01Jan2000, 00:09	0.1
S203	0.00217	7.5	01Jan2000, 00:24	0.4
S204	0.0128	38	01Jan2000, 00:24	2.3
S206	0.00042	2.6	01Jan2000, 00:09	0.1
S207	0.00042	2.6	01Jan2000, 00:09	0.1
S208	0.00056	3.5	01Jan2000, 00:09	0.1
S210	0.00495	21.4	01Jan2000, 00:15	1
S211	0.00017	1.1	01Jan2000, 00:09	0
S212	0.00512	22.3	01Jan2000, 00:15	1

PIPE DET OUTLET 8	0.00485	17.7	01Jan2000, 00:30	1.1
PIPE DET OUTLET 9	0.00984	9.3	01Jan2000, 01:21	2.4
S1002	0.0046	15	01Jan2000, 00:24	1.1
S1003	0.00485	15.9	01Jan2000, 00:24	1.2
S1004	0.00074	2.4	01Jan2000, 00:33	0.2
S1005	0.00037	1.2	01Jan2000, 00:30	0.1
S1006	0.00966	24.2	01Jan2000, 00:30	2.1
S1007	0.00966	24.2	01Jan2000, 00:30	2.1
S1008	0.00017	0.7	01Jan2000, 00:18	0
S1009	0.00983	24.7	01Jan2000, 00:30	2.2
S101	1E-07	0	01Jan2000, 00:18	0
S1010	0.00045	1.5	01Jan2000, 00:30	0.1
S1011	0.01028	26.2	01Jan2000, 00:30	2.3
S102	0.00008	0.3	01Jan2000, 00:18	0
S103	0.00015	0.5	01Jan2000, 00:24	0
S105	0.00022	0.8	01Jan2000, 00:18	0.1
S106	0.00037	1.3	01Jan2000, 00:18	0.1
S107	0.00048	1.6	01Jan2000, 00:24	0.1
S108	0.00012	0.5	01Jan2000, 00:18	0
S109	0.00011	0.4	01Jan2000, 00:18	0
S110	0.00074	1.8	01Jan2000, 00:30	0.1
S1101	0.00018	0.7	01Jan2000, 00:18	0
S1102	0.00065	2.5	01Jan2000, 00:18	0.2
S1103	0.0091	22.4	01Jan2000, 00:36	2
S111	0.00101	2.6	01Jan2000, 00:30	0.2
S112	0.0001	0.4	01Jan2000, 00:18	0
S113	0.00163	4.7	01Jan2000, 00:24	0.4
S114	0.00009	0.3	01Jan2000, 00:24	0
S115	0.00178	5.1	01Jan2000, 00:24	0.4
S116	0.00178	0.8	01Jan2000, 01:45	0.3
S117	0.00055	1.2	01Jan2000, 00:39	0.1
S118	0.01697	37.9	01Jan2000, 00:42	3.9
S119	0.0005	1.4	01Jan2000, 00:36	0.1
S120	0.01747	39.3	01Jan2000, 00:42	4
S121	0.01747	39.3	01Jan2000, 00:42	4
S123	0.00021	0.8	01Jan2000, 00:18	0.1
S124	0.00017	0.7	01Jan2000, 00:18	0
S201	0.0003	1.2	01Jan2000, 00:18	0.1
S202	0.0003	1.2	01Jan2000, 00:18	0.1
S203	0.00217	6.4	01Jan2000, 00:33	0.5
S204	0.0128	33.7	01Jan2000, 00:30	2.9
S206	0.00042	1.7	01Jan2000, 00:18	0.1
S207	0.00042	1.7	01Jan2000, 00:18	0.1
S208	0.00056	2.2	01Jan2000, 00:18	0.1
S210	0.00495	16.2	01Jan2000, 00:24	1.2
S211	0.00017	0.7	01Jan2000, 00:18	0
S212	0.00512	16.8	01Jan2000, 00:24	1.3

S214	0.00173	7.1	01Jan2000, 00:24	0.3	S214	0.00173	5.6	01Jan2000, 00:33	0.4
S215	0.00191	7.6	01Jan2000, 00:24	0.4	S215	0.00191	6.1	01Jan2000, 00:30	0.5
S216A	0.0002	1	01Jan2000, 00:18	0	S216A	0.0002	0.7	01Jan2000, 00:24	0.1
S217A	0.00028	1.3	01Jan2000, 00:18	0.1	S217A	0.00028	0.9	01Jan2000, 00:24	0.1
S218	0.00883	19.3	01Jan2000, 00:33	1.5	S218	0.00883	17.9	01Jan2000, 00:45	2
S219	0.00883	19.3	01Jan2000, 00:33	1.5	S219	0.00883	17.9	01Jan2000, 00:45	2
S220	0.00933	20.5	01Jan2000, 00:33	1.6	S220	0.00933	19	01Jan2000, 00:45	2
S221	0.01068	24.5	01Jan2000, 00:30	1.8	S221	0.01068	22.4	01Jan2000, 00:42	2.4
S222	0.01286	31.5	01Jan2000, 00:27	2.3	S222	0.01286	28.2	01Jan2000, 00:39	2.9
S223	0.01286	31.5	01Jan2000, 00:27	2.3	S223	0.01286	28.2	01Jan2000, 00:39	2.9
S225	0.01337	33.2	01Jan2000, 00:30	2.4	S225	0.01337	30.3	01Jan2000, 00:42	3
S226	0.01337	33.2	01Jan2000, 00:30	2.4	S226	0.01337	30.3	01Jan2000, 00:42	3
S227	0.00014	0.9	01Jan2000, 00:09	0	S227	0.00014	0.5	01Jan2000, 00:18	0
S228	0.00405	12.2	01Jan2000, 00:33	0.7	S228	0.00405	10.6	01Jan2000, 00:42	0.9
S229	0.00405	12.2	01Jan2000, 00:33	0.7	S229	0.00405	10.6	01Jan2000, 00:42	0.9
S230	0.00412	12.3	01Jan2000, 00:33	0.8	S230	0.00412	10.7	01Jan2000, 00:42	1
S301	0.0001	0.6	01Jan2000, 00:09	0	S301	0.0001	0.4	01Jan2000, 00:18	0
S302	0.0001	0.6	01Jan2000, 00:09	0	S302	0.0001	0.4	01Jan2000, 00:18	0
S303	0.00017	1.1	01Jan2000, 00:09	0	S303	0.00017	0.7	01Jan2000, 00:18	0
S304	0.00027	1.7	01Jan2000, 00:09	0.1	S304	0.00027	1.1	01Jan2000, 00:18	0.1
S305	0.00009	0.6	01Jan2000, 00:09	0	S305	0.00009	0.4	01Jan2000, 00:18	0
S306	0.00026	1.6	01Jan2000, 00:09	0.1	S306	0.00026	1	01Jan2000, 00:18	0.1
S307	0.00053	3.3	01Jan2000, 00:09	0.1	S307	0.00053	2.1	01Jan2000, 00:18	0.1
S308	0.00006	0.4	01Jan2000, 00:09	0	S308	0.00006	0.2	01Jan2000, 00:18	0
S309	0.00018	1.1	01Jan2000, 00:09	0	S309	0.00018	0.7	01Jan2000, 00:18	0
S310	0.00009	0.4	01Jan2000, 00:15	0	S310	0.00009	0.3	01Jan2000, 00:24	0
S311	0.0008	4.7	01Jan2000, 00:09	0.2	S311	0.0008	3	01Jan2000, 00:18	0.2
S312A	0.00021	0.7	01Jan2000, 00:24	0	S312A	0.00021	0.6	01Jan2000, 00:33	0
S313A	0.00044	1.6	01Jan2000, 00:24	0.1	S313A	0.00044	1.3	01Jan2000, 00:33	0.1
S314A	0.00062	2.3	01Jan2000, 00:21	0.1	S314A	0.00062	1.8	01Jan2000, 00:30	0.1
S315	0.0072	16.7	01Jan2000, 00:30	1.2	S315	0.0072	15.2	01Jan2000, 00:42	1.6
S316	0.0072	16.7	01Jan2000, 00:30	1.2	S316	0.0072	15.2	01Jan2000, 00:42	1.6
S317	0.00727	16.8	01Jan2000, 00:30	1.2	S317	0.00727	15.3	01Jan2000, 00:42	1.6
S318A	0.00019	0.7	01Jan2000, 00:24	0	S318A	0.00019	0.6	01Jan2000, 00:33	0
S319	0.00071	2.3	01Jan2000, 00:24	0.1	S319	0.00071	1.9	01Jan2000, 00:36	0.2
S320	0.01217	31.2	01Jan2000, 00:30	2.1	S320	0.01217	28	01Jan2000, 00:42	2.7
S321	0.00013	0.8	01Jan2000, 00:09	0	S321	0.00013	0.5	01Jan2000, 00:18	0
S322	0.01257	31.9	01Jan2000, 00:30	2.2	S322	0.01257	28.7	01Jan2000, 00:42	2.8
S323	0.01337	33.2	01Jan2000, 00:30	2.4	S323	0.01337	30.3	01Jan2000, 00:42	3
S324	0.00269	7.6	01Jan2000, 00:33	0.5	S324	0.00269	6.7	01Jan2000, 00:45	0.6
S325	0.00415	12.1	01Jan2000, 00:30	0.7	S325	0.00415	10.6	01Jan2000, 00:42	0.9
S326	0.00012	0.8	01Jan2000, 00:09	0	S326	0.00012	0.5	01Jan2000, 00:18	0
S327	0.00427	12.3	01Jan2000, 00:30	0.8	S327	0.00427	10.8	01Jan2000, 00:39	1
S328	0.00477	13.8	01Jan2000, 00:30	0.9	S328	0.00477	12.2	01Jan2000, 00:39	1.1
S329	0.00504	14.7	01Jan2000, 00:30	0.9	S329	0.00504	12.9	01Jan2000, 00:39	1.1
S330	0.00007	0.4	01Jan2000, 00:09	0	S330	0.00007	0.3	01Jan2000, 00:18	0
S331	0.00534	15.6	01Jan2000, 00:30	1	S331	0.00534	13.7	01Jan2000, 00:39	1.2
S401	0.00008	0.5	01Jan2000, 00:12	0	S401	0.00008	0.3	01Jan2000, 00:18	0
S402	0.00016	0.8	01Jan2000, 00:15	0	S402	0.00016	0.5	01Jan2000, 00:24	0

S403	0.00045	1.5	01Jan2000, 00:18	0.1	S403	0.00045	1.2	01Jan2000, 00:30	0.1
S404	0.0002	1.3	01Jan2000, 00:09	0	S404	0.0002	0.8	01Jan2000, 00:18	0.1
S405	0.0003	1.9	01Jan2000, 00:09	0.1	S405	0.0003	1.2	01Jan2000, 00:18	0.1
S406	0.00127	3.8	01Jan2000, 00:18	0.2	S406	0.00127	3.3	01Jan2000, 00:30	0.3
S407	0.01516	36.2	01Jan2000, 00:30	2.7	S407	0.01516	33	01Jan2000, 00:42	3.4
S408	0.01516	12	01Jan2000, 01:15	2.7	S408	0.01516	12.2	01Jan2000, 01:45	3.4
S410	0.00056	1.6	01Jan2000, 00:33	0.1	S410	0.00056	1.4	01Jan2000, 00:42	0.1
S411	0.00107	3.1	01Jan2000, 00:30	0.2	S411	0.00107	2.7	01Jan2000, 00:39	0.2
S412	0.00173	5	01Jan2000, 00:30	0.3	S412	0.00173	4.3	01Jan2000, 00:39	0.4
S413	0.00207	6.1	01Jan2000, 00:27	0.3	S413	0.00207	5.3	01Jan2000, 00:39	0.4
S414	0.00218	6.4	01Jan2000, 00:27	0.4	S414	0.00218	5.5	01Jan2000, 00:36	0.5
S415	0.00385	11.3	01Jan2000, 00:27	0.7	S415	0.00385	9.9	01Jan2000, 00:36	0.9
S416	0.00009	0.6	01Jan2000, 00:09	0	S416	0.00009	0.4	01Jan2000, 00:18	0
S417	0.00009	0.6	01Jan2000, 00:09	0	S417	0.00009	0.4	01Jan2000, 00:18	0
S418	0.00394	11.5	01Jan2000, 00:27	0.7	S418	0.00394	10.1	01Jan2000, 00:36	0.9
S419	0.00012	0.5	01Jan2000, 00:21	0	S419	0.00012	0.4	01Jan2000, 00:30	0
S420	0.00012	0.5	01Jan2000, 00:21	0	S420	0.00012	0.4	01Jan2000, 00:30	0
S421	0.00017	1.1	01Jan2000, 00:09	0	S421	0.00017	0.7	01Jan2000, 00:18	0
S422	0.00038	2.4	01Jan2000, 00:09	0.1	S422	0.00038	1.5	01Jan2000, 00:18	0.1
S423	0.0005	2.6	01Jan2000, 00:12	0.1	S423	0.0005	1.8	01Jan2000, 00:18	0.1
S501	0.00011	0.7	01Jan2000, 00:09	0	S501	0.00011	0.4	01Jan2000, 00:18	0
S502	0.00049	1.7	01Jan2000, 00:30	0.1	S502	0.00049	1.4	01Jan2000, 00:39	0.1
S503	0.00066	2	01Jan2000, 00:27	0.1	S503	0.00066	1.8	01Jan2000, 00:36	0.2
S504	0.00113	3.1	01Jan2000, 00:30	0.2	S504	0.00113	2.8	01Jan2000, 00:39	0.3
S505	0.00016	1	01Jan2000, 00:09	0	S505	0.00016	0.6	01Jan2000, 00:18	0
S506	0.0041	11.9	01Jan2000, 00:27	0.7	S506	0.0041	10.5	01Jan2000, 00:36	0.9
S507	0.00025	1.5	01Jan2000, 00:09	0.1	S507	0.00025	1	01Jan2000, 00:18	0.1
S508	0.00075	4.1	01Jan2000, 00:09	0.2	S508	0.00075	2.8	01Jan2000, 00:18	0.2
S509	0.00485	13.6	01Jan2000, 00:24	0.9	S509	0.00485	12.3	01Jan2000, 00:36	1.1
S510	0.00485	14.9	01Jan2000, 00:24	0.9	S510	0.00485	17.7	01Jan2000, 00:30	1.1
S512	0.00073	2.3	01Jan2000, 00:24	0.1	S512	0.00073	2	01Jan2000, 00:33	0.2
S513	0.00279	15.5	01Jan2000, 00:12	0.6	S513	0.00279	10.4	01Jan2000, 00:18	0.7
S514	0.00705	25.8	01Jan2000, 00:18	1.4	S514	0.00705	21.6	01Jan2000, 00:30	1.8
S515	0.00836	31.2	01Jan2000, 00:15	1.7	S515	0.00836	25.5	01Jan2000, 00:30	2.1
S516	0.00921	33.6	01Jan2000, 00:18	1.8	S516	0.00921	27.8	01Jan2000, 00:30	2.3
S517	0.00937	34.3	01Jan2000, 00:18	1.9	S517	0.00937	28.3	01Jan2000, 00:30	2.3
S518	0.00033	1.5	01Jan2000, 00:21	0.1	S518	0.00033	1.1	01Jan2000, 00:30	0.1
S519	0.00033	1.5	01Jan2000, 00:21	0.1	S519	0.00033	1.1	01Jan2000, 00:30	0.1
S520	0.00014	0.9	01Jan2000, 00:09	0	S520	0.00014	0.6	01Jan2000, 00:18	0
S521	0.00047	2	01Jan2000, 00:18	0.1	S521	0.00047	1.6	01Jan2000, 00:24	0.1
S522	0.00047	2	01Jan2000, 00:18	0.1	S522	0.00047	1.6	01Jan2000, 00:24	0.1
S523	0.00984	36.3	01Jan2000, 00:18	1.9	S523	0.00984	29.8	01Jan2000, 00:30	2.4
S524	0.00984	9.2	01Jan2000, 01:00	1.9	S524	0.00984	9.3	01Jan2000, 01:21	2.4
S526	0.00024	0.7	01Jan2000, 00:24	0	S526	0.00024	0.6	01Jan2000, 00:33	0
S527	0.00024	0.7	01Jan2000, 00:24	0	S527	0.00024	0.6	01Jan2000, 00:33	0
S601	1E-07	0	01Jan2000, 00:12	0	S601	1E-07	0	01Jan2000, 00:18	0
S602	1E-07	0	01Jan2000, 00:12	0	S602	1E-07	0	01Jan2000, 00:18	0
S603	1E-07	0	01Jan2000, 00:12	0	S603	1E-07	0	01Jan2000, 00:18	0
S604	0.0001	0.6	01Jan2000, 00:09	0	S604	0.0001	0.4	01Jan2000, 00:18	0

S605	0.00064	1.4	01Jan2000, 00:45	0.1	S605	0.00064	1.3	01Jan2000, 00:54	0.2
S606	0.00149	3.6	01Jan2000, 00:42	0.3	S606	0.00149	3.3	01Jan2000, 00:51	0.4
S607	0.00176	4	01Jan2000, 00:42	0.3	S607	0.00176	3.8	01Jan2000, 00:48	0.4
S608	0.00188	4.1	01Jan2000, 00:42	0.4	S608	0.00188	4	01Jan2000, 00:48	0.5
S609	0.00032	1.4	01Jan2000, 00:21	0.1	S609	0.00032	1.1	01Jan2000, 00:30	0.1
S610	0.00039	1.3	01Jan2000, 00:30	0.1	S610	0.00039	1.1	01Jan2000, 00:42	0.1
S611	0.00071	2.4	01Jan2000, 00:24	0.1	S611	0.00071	2	01Jan2000, 00:36	0.2
S612	0.00031	1.3	01Jan2000, 00:24	0.1	S612	0.00031	1	01Jan2000, 00:33	0.1
S613	0.00009	0.3	01Jan2000, 00:30	0	S613	0.00009	0.2	01Jan2000, 00:39	0
S614	0.00238	7.5	01Jan2000, 00:30	0.4	S614	0.00238	6.4	01Jan2000, 00:39	0.5
S615	0.0034	10.9	01Jan2000, 00:27	0.6	S615	0.0034	9.3	01Jan2000, 00:39	0.8
S701	0.00185	6.7	01Jan2000, 00:24	0.3	S701	0.00185	5.4	01Jan2000, 00:33	0.4
S702	0.00199	7	01Jan2000, 00:24	0.4	S702	0.00199	5.7	01Jan2000, 00:33	0.5
S703	0.00266	7.5	01Jan2000, 00:24	0.5	S703	0.00266	6.4	01Jan2000, 00:36	0.6
S704	0.00098	2.4	01Jan2000, 00:42	0.2	S704	0.00098	2.2	01Jan2000, 00:51	0.2
S705	0.00437	11.2	01Jan2000, 00:30	0.8	S705	0.00437	10.1	01Jan2000, 00:42	1
S706	0.00027	1.1	01Jan2000, 00:21	0.1	S706	0.00027	0.8	01Jan2000, 00:30	0.1
S707	0.00018	0.7	01Jan2000, 00:27	0	S707	0.00018	0.6	01Jan2000, 00:36	0
S708	0.00066	2.7	01Jan2000, 00:24	0.1	S708	0.00066	2.1	01Jan2000, 00:33	0.2
S709	0.00843	24.6	01Jan2000, 00:27	1.6	S709	0.00843	21.4	01Jan2000, 00:39	2
S710	0.00048	1.1	01Jan2000, 00:39	0.1	S710	0.00048	1	01Jan2000, 00:51	0.1
S711	0.00033	0.9	01Jan2000, 00:39	0.1	S711	0.00033	0.8	01Jan2000, 00:48	0.1
S712	0.00924	26.1	01Jan2000, 00:30	1.7	S712	0.00924	23	01Jan2000, 00:39	2.1
S713	0.0002	0.6	01Jan2000, 00:33	0	S713	0.0002	0.5	01Jan2000, 00:42	0
S714	0.00944	26.6	01Jan2000, 00:30	1.7	S714	0.00944	23.5	01Jan2000, 00:39	2.2
S715	0.00067	2.1	01Jan2000, 00:33	0.1	S715	0.00067	1.8	01Jan2000, 00:42	0.2
S716	0.0013	3.9	01Jan2000, 00:33	0.2	S716	0.0013	3.4	01Jan2000, 00:42	0.3
S717	0.01074	30.4	01Jan2000, 00:30	2	S717	0.01074	26.9	01Jan2000, 00:39	2.5
S718	0.00007	0.4	01Jan2000, 00:09	0	S718	0.00007	0.3	01Jan2000, 00:18	0
S719	0.00039	1.2	01Jan2000, 00:30	0.1	S719	0.00039	1.1	01Jan2000, 00:36	0.1
S720	0.01113	31.6	01Jan2000, 00:30	2.1	S720	0.01113	28	01Jan2000, 00:39	2.6
S721A	0.00008	0.4	01Jan2000, 00:15	0	S721A	0.00008	0.3	01Jan2000, 00:24	0
S722	0.00014	0.9	01Jan2000, 00:09	0	S722	0.00014	0.6	01Jan2000, 00:18	0
S723	0.00126	4	01Jan2000, 00:33	0.3	S723	0.00126	3.5	01Jan2000, 00:42	0.3
S724	0.01253	35.8	01Jan2000, 00:30	2.3	S724	0.01253	31.7	01Jan2000, 00:39	3
S726A	0.00251	7.1	01Jan2000, 00:27	0.5	S726A	0.00251	6.2	01Jan2000, 00:36	0.6
S801	0.00274	7.9	01Jan2000, 00:24	0.5	S801	0.00274	6.9	01Jan2000, 00:36	0.6
S802	0.01527	43.4	01Jan2000, 00:30	2.8	S802	0.01527	38.5	01Jan2000, 00:39	3.6
S803	0.00012	0.8	01Jan2000, 00:09	0	S803	0.00012	0.5	01Jan2000, 00:18	0
S804	0.00127	5.2	01Jan2000, 00:24	0.3	S804	0.00127	4.1	01Jan2000, 00:33	0.3
S805	0.01666	48.4	01Jan2000, 00:27	3.1	S805	0.01666	42.7	01Jan2000, 00:39	3.9
S806	0.00021	1.3	01Jan2000, 00:09	0	S806	0.00021	0.8	01Jan2000, 00:18	0.1
S807	0.00037	2.2	01Jan2000, 00:09	0.1	S807	0.00037	1.4	01Jan2000, 00:18	0.1
S808	0.00016	0.6	01Jan2000, 00:27	0	S808	0.00016	0.5	01Jan2000, 00:36	0
S809	0.00092	3.5	01Jan2000, 00:27	0.2	S809	0.00092	2.9	01Jan2000, 00:36	0.2
S810	0.00142	5.5	01Jan2000, 00:24	0.3	S810	0.00142	4.4	01Jan2000, 00:33	0.3
S811	0.00277	10	01Jan2000, 00:24	0.5	S811	0.00277	8.4	01Jan2000, 00:30	0.7
S812	0.00792	20.6	01Jan2000, 00:30	1.5	S812	0.00792	18.5	01Jan2000, 00:39	1.9
S813	0.00101	3.6	01Jan2000, 00:30	0.2	S813	0.00101	3	01Jan2000, 00:39	0.3

S814	0.00973	26.3	01Jan2000, 00:30	1.9	S814	0.00973	23.5	01Jan2000, 00:39	2.3
S815	0.02916	84.1	01Jan2000, 00:27	5.5	S815	0.02916	73.9	01Jan2000, 00:39	7
S816	0.00094	3.7	01Jan2000, 00:27	0.2	S816	0.00094	3	01Jan2000, 00:36	0.2
S817	0.22252	454.1	01Jan2000, 00:51	42.8	S817	0.22252	442.2	01Jan2000, 01:00	53.8
S818	0.22274	454.4	01Jan2000, 00:51	42.9	S818	0.22274	442.6	01Jan2000, 01:00	53.8
S819	0.22369	456.1	01Jan2000, 00:51	43	S819	0.22369	444.2	01Jan2000, 01:00	54
S820	0.22369	456.1	01Jan2000, 00:51	43	S820	0.22369	444.2	01Jan2000, 01:00	54
S821	0.00027	1.6	01Jan2000, 00:09	0.1	S821	0.00027	1	01Jan2000, 00:18	0.1
S822	0.25312	511.8	01Jan2000, 00:48	48.6	S822	0.25312	499.4	01Jan2000, 00:57	61.1
S901	0.00376	17.7	01Jan2000, 00:12	0.7	S901	0.00376	12.5	01Jan2000, 00:24	0.9
1A	0.00357	9.8	01Jan2000, 00:33	0.6	1A	0.00357	8.7	01Jan2000, 00:42	0.8
1B	0.00149	5.4	01Jan2000, 00:27	0.3	1B	0.00149	4.4	01Jan2000, 00:36	0.4
1C	0.00268	9.2	01Jan2000, 00:24	0.5	1C	0.00268	7.7	01Jan2000, 00:33	0.7
1D	0.00008	0.2	01Jan2000, 00:15	0	1D	0.00008	0.2	01Jan2000, 00:30	0
1E	0.00682	23	01Jan2000, 00:21	1.3	1E	0.00682	19.2	01Jan2000, 00:33	1.6
1F	0.00006	0.2	01Jan2000, 00:21	0	1F	0.00006	0.2	01Jan2000, 00:33	0
1G	0.00011	0.7	01Jan2000, 00:09	0	1G	0.00011	0.4	01Jan2000, 00:18	0
1H	0.00004	0.2	01Jan2000, 00:15	0	1H	0.00004	0.1	01Jan2000, 00:21	0
1I	0.00004	0.3	01Jan2000, 00:09	0	1I	0.00004	0.2	01Jan2000, 00:18	0
1J	0.00011	0.4	01Jan2000, 00:21	0	1J	0.00011	0.3	01Jan2000, 00:30	0
1K	0.00012	0.8	01Jan2000, 00:09	0	1K	0.00012	0.5	01Jan2000, 00:18	0
1L	0.00007	0.3	01Jan2000, 00:21	0	1L	0.00007	0.2	01Jan2000, 00:33	0
1M	0.00008	0.5	01Jan2000, 00:09	0	1M	0.00008	0.3	01Jan2000, 00:18	0
1N	0.00009	0.4	01Jan2000, 00:15	0	1N	0.00009	0.3	01Jan2000, 00:24	0
1O	0.0001	0.5	01Jan2000, 00:12	0	1O	0.0001	0.4	01Jan2000, 00:18	0
1P	0.00022	1.3	01Jan2000, 00:09	0	1P	0.00022	0.8	01Jan2000, 00:18	0.1
1Q	0.00074	2.2	01Jan2000, 00:21	0.1	1Q	0.00074	1.8	01Jan2000, 00:30	0.1
1R	0.00055	1.3	01Jan2000, 00:27	0.1	1R	0.00055	1.2	01Jan2000, 00:39	0.1
1S	0.0005	1.7	01Jan2000, 00:27	0.1	1S	0.0005	1.4	01Jan2000, 00:36	0.1
10A	0.00054	1.3	01Jan2000, 00:48	0.1	10A	0.00054	1.2	01Jan2000, 00:54	0.1
10B	0.00085	2.2	01Jan2000, 00:42	0.2	10B	0.00085	2	01Jan2000, 00:51	0.2
10C	0.00027	1.2	01Jan2000, 00:18	0.1	10C	0.00027	0.9	01Jan2000, 00:27	0.1
10D	0.00012	0.7	01Jan2000, 00:09	0	10D	0.00012	0.5	01Jan2000, 00:18	0
10E	0.0001	0.6	01Jan2000, 00:09	0	10E	0.0001	0.4	01Jan2000, 00:18	0
11A	0.00039	1.3	01Jan2000, 00:30	0.1	11A	0.00039	1.1	01Jan2000, 00:42	0.1
11AA	0.00014	0.9	01Jan2000, 00:09	0	11AA	0.00014	0.6	01Jan2000, 00:18	0
11AA2	0.00008	0.4	01Jan2000, 00:15	0	11AA2	0.00008	0.3	01Jan2000, 00:24	0
11AB	0.00126	4	01Jan2000, 00:33	0.3	11AB	0.00126	3.5	01Jan2000, 00:42	0.3
11AC	0.00032	1.1	01Jan2000, 00:30	0.1	11AC	0.00032	0.9	01Jan2000, 00:39	0.1
11AD	0.00127	5.2	01Jan2000, 00:24	0.3	11AD	0.00127	4.1	01Jan2000, 00:33	0.3
11AD2	0.00012	0.8	01Jan2000, 00:09	0	11AD2	0.00012	0.5	01Jan2000, 00:18	0
11AE	0.00471	12.2	01Jan2000, 00:30	0.9	11AE	0.00471	11	01Jan2000, 00:42	1.1
11AF	0.00076	2.9	01Jan2000, 00:27	0.2	11AF	0.00076	2.4	01Jan2000, 00:36	0.2
11AF2	0.00016	0.6	01Jan2000, 00:27	0	11AF2	0.00016	0.5	01Jan2000, 00:36	0
11AG	0.00101	4.4	01Jan2000, 00:21	0.2	11AG	0.00101	3.3	01Jan2000, 00:30	0.3
11AH	0.00163	7.7	01Jan2000, 00:21	0.3	11AH	0.00163	5.7	01Jan2000, 00:27	0.4
11AI	0.00094	3.7	01Jan2000, 00:27	0.2	11AI	0.00094	3	01Jan2000, 00:36	0.2
11AJ	0.00101	3.6	01Jan2000, 00:30	0.2	11AJ	0.00101	3	01Jan2000, 00:39	0.3
11AK	0.0008	2.3	01Jan2000, 00:36	0.2	11AK	0.0008	2.1	01Jan2000, 00:45	0.2

11AL	0.00142	5.5	01Jan2000, 00:24	0.3	11AL	0.00142	4.4	01Jan2000, 00:33	0.3
11AL2	0.00006	0.4	01Jan2000, 00:09	0	11AL2	0.00006	0.2	01Jan2000, 00:18	0
11AM	0.00016	0.9	01Jan2000, 00:09	0	11AM	0.00016	0.6	01Jan2000, 00:18	0
11AN	0.00035	2.2	01Jan2000, 00:09	0.1	11AN	0.00035	1.4	01Jan2000, 00:18	0.1
11AO	0.00409	15.6	01Jan2000, 00:27	0.8	11AO	0.00409	12.8	01Jan2000, 00:36	1.1
11AP	0.00664	17.3	01Jan2000, 00:42	1.3	11AP	0.00664	16	01Jan2000, 00:51	1.6
11AQ	0.00022	0.8	01Jan2000, 00:27	0	11AQ	0.00022	0.7	01Jan2000, 00:36	0.1
11AR	0.00021	1.3	01Jan2000, 00:09	0	11AR	0.00021	0.8	01Jan2000, 00:18	0.1
11AS	0.00095	1.7	01Jan2000, 00:57	0.2	11AS	0.00095	1.7	01Jan2000, 01:06	0.2
11AT	0.00027	1.6	01Jan2000, 00:09	0.1	11AT	0.00027	1	01Jan2000, 00:18	0.1
11AU	0.00029	1.3	01Jan2000, 00:21	0.1	11AU	0.00029	1	01Jan2000, 00:30	0.1
11AV	0.00053	3.3	01Jan2000, 00:09	0.1	11AV	0.00053	2.1	01Jan2000, 00:18	0.1
11AW	0.00004	0.3	01Jan2000, 00:09	0	11AW	0.00004	0.2	01Jan2000, 00:18	0
11AX	0.00264	8.2	01Jan2000, 00:36	0.6	11AX	0.00264	7.3	01Jan2000, 00:45	0.7
11AY	0.03839	100.4	01Jan2000, 00:39	7.2	11AY	0.03839	92	01Jan2000, 00:48	9.1
11AZ	0.11465	239.9	01Jan2000, 01:00	22.9	11AZ	0.11465	232.9	01Jan2000, 01:06	28.6
11B	0.00032	1.4	01Jan2000, 00:21	0.1	11B	0.00032	1.1	01Jan2000, 00:30	0.1
11BA	0.04317	87	01Jan2000, 00:54	7.5	11BA	0.04317	83.7	01Jan2000, 01:03	9.6
11C	0.00839	28.6	01Jan2000, 00:27	1.5	11C	0.00839	23.8	01Jan2000, 00:36	2
11D	0.00089	4.7	01Jan2000, 00:12	0.2	11D	0.00089	3.1	01Jan2000, 00:18	0.2
11E	0.00064	2.1	01Jan2000, 00:30	0.1	11E	0.00064	1.8	01Jan2000, 00:39	0.2
11F	0.00229	7.2	01Jan2000, 00:30	0.4	11F	0.00229	6.1	01Jan2000, 00:39	0.5
11F2	0.00009	0.3	01Jan2000, 00:30	0	11F2	0.00009	0.2	01Jan2000, 00:39	0
11G	0.00185	6.7	01Jan2000, 00:24	0.3	11G	0.00185	5.4	01Jan2000, 00:33	0.4
11H	0.00031	1.3	01Jan2000, 00:24	0.1	11H	0.00031	1	01Jan2000, 00:33	0.1
11I	0.00014	0.9	01Jan2000, 00:09	0	11I	0.00014	0.6	01Jan2000, 00:18	0
11J	0.00027	1.1	01Jan2000, 00:21	0.1	11J	0.00027	0.8	01Jan2000, 00:30	0.1
11K	0.0004	1	01Jan2000, 00:42	0.1	11K	0.0004	0.9	01Jan2000, 00:51	0.1
11L	0.00019	0.7	01Jan2000, 00:30	0	11L	0.00019	0.6	01Jan2000, 00:36	0
11M	0.00067	1.4	01Jan2000, 00:51	0.1	11M	0.00067	1.3	01Jan2000, 01:00	0.1
11N	0.00073	2.2	01Jan2000, 00:33	0.1	11N	0.00073	1.9	01Jan2000, 00:42	0.2
11O	0.00018	0.7	01Jan2000, 00:27	0	11O	0.00018	0.6	01Jan2000, 00:36	0
11P	0.00098	2.4	01Jan2000, 00:42	0.2	11P	0.00098	2.2	01Jan2000, 00:51	0.2
11Q	0.00021	0.9	01Jan2000, 00:21	0	11Q	0.00021	0.7	01Jan2000, 00:30	0.1
11R	0.00094	2.9	01Jan2000, 00:33	0.2	11R	0.00094	2.5	01Jan2000, 00:42	0.2
11S	0.0002	0.7	01Jan2000, 00:30	0	11S	0.0002	0.6	01Jan2000, 00:39	0.1
11T	0.00063	1.8	01Jan2000, 00:36	0.1	11T	0.00063	1.6	01Jan2000, 00:45	0.1
11U	0.00048	1.1	01Jan2000, 00:39	0.1	11U	0.00048	1	01Jan2000, 00:51	0.1
11U2	0.0002	0.6	01Jan2000, 00:33	0	11U2	0.0002	0.5	01Jan2000, 00:42	0
11V	0.00033	0.9	01Jan2000, 00:39	0.1	11V	0.00033	0.8	01Jan2000, 00:48	0.1
11W	0.00007	0.4	01Jan2000, 00:09	0	11W	0.00007	0.3	01Jan2000, 00:18	0
11X	0.00321	8.5	01Jan2000, 00:27	0.6	11X	0.00321	7.5	01Jan2000, 00:39	0.7
11Y	0.00067	2.1	01Jan2000, 00:33	0.1	11Y	0.00067	1.8	01Jan2000, 00:42	0.2
11Z	0.00243	6.9	01Jan2000, 00:27	0.4	11Z	0.00243	6	01Jan2000, 00:36	0.6
11Z2	0.00023	0.9	01Jan2000, 00:21	0	11Z2	0.00023	0.7	01Jan2000, 00:30	0.1
2A	0.00113	4	01Jan2000, 00:27	0.2	2A	0.00113	3.3	01Jan2000, 00:36	0.3
2B	0.00688	20.4	01Jan2000, 00:27	1.1	2B	0.00688	17.1	01Jan2000, 00:36	1.4
2C	0.00015	0.6	01Jan2000, 00:21	0	2C	0.00015	0.4	01Jan2000, 00:33	0
2D	0.00011	0.7	01Jan2000, 00:09	0	2D	0.00011	0.4	01Jan2000, 00:18	0

2E	0.00012	0.7	01Jan2000, 00:09	0	2E	0.00012	0.5	01Jan2000, 00:18	0
2F	0.00036	2.1	01Jan2000, 00:09	0.1	2F	0.00036	1.4	01Jan2000, 00:18	0.1
2G	0.00065	3.8	01Jan2000, 00:09	0.1	2G	0.00065	2.5	01Jan2000, 00:18	0.2
2H	0.00018	1.1	01Jan2000, 00:09	0	2H	0.00018	0.7	01Jan2000, 00:18	0
2I	0.00019	0.7	01Jan2000, 00:24	0	2I	0.00019	0.6	01Jan2000, 00:33	0
2K	0.00045	2	01Jan2000, 00:21	0.1	2K	0.00045	1.5	01Jan2000, 00:30	0.1
2L	0.00074	3	01Jan2000, 00:24	0.2	2L	0.00074	2.4	01Jan2000, 00:33	0.2
2M	0.00004	0.2	01Jan2000, 00:09	0	2M	0.00004	0.2	01Jan2000, 00:18	0
2N	0.00013	0.7	01Jan2000, 00:09	0	2N	0.00013	0.5	01Jan2000, 00:18	0
2O	0.00013	0.7	01Jan2000, 00:09	0	2O	0.00013	0.5	01Jan2000, 00:18	0
2P	0.00035	2.1	01Jan2000, 00:09	0.1	2P	0.00035	1.4	01Jan2000, 00:18	0.1
2Q	0.00015	0.9	01Jan2000, 00:09	0	2Q	0.00015	0.6	01Jan2000, 00:18	0
2R	0.00003	0.2	01Jan2000, 00:09	0	2R	0.00003	0.1	01Jan2000, 00:18	0
2S	0.00019	1.2	01Jan2000, 00:09	0	2S	0.00019	0.8	01Jan2000, 00:18	0.1
2T	0.00017	1.1	01Jan2000, 00:09	0	2T	0.00017	0.7	01Jan2000, 00:18	0
2U	0.00035	2.2	01Jan2000, 00:09	0.1	2U	0.00035	1.4	01Jan2000, 00:18	0.1
2V	0.00021	1.3	01Jan2000, 00:09	0	2V	0.00021	0.8	01Jan2000, 00:18	0.1
2W	0.00009	0.5	01Jan2000, 00:09	0	2W	0.00009	0.3	01Jan2000, 00:18	0
3A	0.00017	1.1	01Jan2000, 00:09	0	3A	0.00017	0.7	01Jan2000, 00:18	0
3B	0.00025	1.6	01Jan2000, 00:09	0.1	3B	0.00025	1	01Jan2000, 00:18	0.1
3C	0.00014	0.9	01Jan2000, 00:09	0	3C	0.00014	0.6	01Jan2000, 00:18	0
3D	0.0005	2.6	01Jan2000, 00:18	0.1	3D	0.0005	1.8	01Jan2000, 00:24	0.1
4A	0.00025	1.3	01Jan2000, 00:15	0.1	4A	0.00025	0.9	01Jan2000, 00:21	0.1
4B	0.00024	1.3	01Jan2000, 00:09	0	4B	0.00024	0.9	01Jan2000, 00:18	0.1
4C	0.00014	0.8	01Jan2000, 00:09	0	4C	0.00014	0.5	01Jan2000, 00:18	0
4D	0.00007	0.4	01Jan2000, 00:09	0	4D	0.00007	0.3	01Jan2000, 00:18	0
4E	0.00077	3.1	01Jan2000, 00:24	0.2	4E	0.00077	2.5	01Jan2000, 00:33	0.2
4F	0.00017	1.1	01Jan2000, 00:09	0	4F	0.00017	0.7	01Jan2000, 00:18	0
4G	0.0001	0.6	01Jan2000, 00:09	0	4G	0.0001	0.4	01Jan2000, 00:18	0
4H	0.00025	1.6	01Jan2000, 00:09	0.1	4H	0.00025	1	01Jan2000, 00:18	0.1
4I	0.00084	3.5	01Jan2000, 00:24	0.2	4I	0.00084	2.8	01Jan2000, 00:33	0.2
4J	0.00034	1.9	01Jan2000, 00:09	0.1	4J	0.00034	1.2	01Jan2000, 00:18	0.1
4K	0.00017	1	01Jan2000, 00:09	0	4K	0.00017	0.6	01Jan2000, 00:18	0
4L	0.00015	0.8	01Jan2000, 00:09	0	4L	0.00015	0.6	01Jan2000, 00:18	0
4M	0.00009	0.6	01Jan2000, 00:09	0	4M	0.00009	0.4	01Jan2000, 00:18	0
4N	0.00154	8.2	01Jan2000, 00:12	0.3	4N	0.00154	5.5	01Jan2000, 00:18	0.4
5A	0.00018	1.1	01Jan2000, 00:09	0	5A	0.00018	0.7	01Jan2000, 00:18	0
5B	0.00173	7.1	01Jan2000, 00:24	0.3	5B	0.00173	5.6	01Jan2000, 00:33	0.4
5C	0.00027	1.6	01Jan2000, 00:12	0.1	5C	0.00027	1	01Jan2000, 00:18	0.1
5D	0.00107	3.8	01Jan2000, 00:27	0.2	5D	0.00107	3.1	01Jan2000, 00:36	0.2
5D2	0.0002	1	01Jan2000, 00:18	0	5D2	0.0002	0.7	01Jan2000, 00:24	0.1
5D3	0.00008	0.3	01Jan2000, 00:15	0	5D3	0.00008	0.2	01Jan2000, 00:24	0
5E	0.0005	1.3	01Jan2000, 00:30	0.1	5E	0.0005	1.1	01Jan2000, 00:39	0.1
5F	0.00883	19.4	01Jan2000, 00:30	1.5	5F	0.00883	17.9	01Jan2000, 00:45	2
6A	0.00014	0.9	01Jan2000, 00:09	0	6A	0.00014	0.5	01Jan2000, 00:18	0
6B	0.00405	12.2	01Jan2000, 00:33	0.7	6B	0.00405	10.6	01Jan2000, 00:42	0.9
6C	0.00007	0.4	01Jan2000, 00:09	0	6C	0.00007	0.3	01Jan2000, 00:18	0
6D	0.00021	0.7	01Jan2000, 00:24	0	6D	0.00021	0.6	01Jan2000, 00:33	0
6E	0.00023	0.9	01Jan2000, 00:24	0	6E	0.00023	0.7	01Jan2000, 00:33	0.1

6F	0.00018	0.8	01Jan2000, 00:18	0	6F	0.00018	0.6	01Jan2000, 00:27	0
6G	0.00658	15.1	01Jan2000, 00:30	1.1	6G	0.00658	13.8	01Jan2000, 00:42	1.4
6H	0.00019	0.7	01Jan2000, 00:24	0	6H	0.00019	0.6	01Jan2000, 00:33	0
6I	0.00052	1.6	01Jan2000, 00:27	0.1	6I	0.00052	1.4	01Jan2000, 00:36	0.1
6J	0.00009	0.6	01Jan2000, 00:09	0	6J	0.00009	0.4	01Jan2000, 00:18	0
6K	0.00006	0.4	01Jan2000, 00:09	0	6K	0.00006	0.2	01Jan2000, 00:18	0
6L	0.00007	0.4	01Jan2000, 00:09	0	6L	0.00007	0.3	01Jan2000, 00:18	0
6M	0.00007	0.4	01Jan2000, 00:09	0	6M	0.00007	0.3	01Jan2000, 00:18	0
6N	0.0001	0.6	01Jan2000, 00:09	0	6N	0.0001	0.4	01Jan2000, 00:18	0
6O	0.00017	1.1	01Jan2000, 00:09	0	6O	0.00017	0.7	01Jan2000, 00:18	0
6P	0.00017	1	01Jan2000, 00:09	0	6P	0.00017	0.7	01Jan2000, 00:18	0
6Q	0.00012	0.7	01Jan2000, 00:09	0	6Q	0.00012	0.5	01Jan2000, 00:18	0
6R	0.00009	0.4	01Jan2000, 00:15	0	6R	0.00009	0.3	01Jan2000, 00:24	0
6S	0.00013	0.8	01Jan2000, 00:09	0	6S	0.00013	0.5	01Jan2000, 00:18	0
6T	0.00013	0.8	01Jan2000, 00:09	0	6T	0.00013	0.5	01Jan2000, 00:18	0
7A	0.00269	7.6	01Jan2000, 00:33	0.5	7A	0.00269	6.7	01Jan2000, 00:45	0.6
7B	0.00146	5	01Jan2000, 00:27	0.3	7B	0.00146	4.1	01Jan2000, 00:36	0.3
7C	0.0005	1.6	01Jan2000, 00:27	0.1	7C	0.0005	1.4	01Jan2000, 00:36	0.1
7D	0.00027	0.8	01Jan2000, 00:30	0	7D	0.00027	0.7	01Jan2000, 00:39	0.1
7E	0.00023	0.8	01Jan2000, 00:30	0	7E	0.00023	0.7	01Jan2000, 00:39	0.1
7F	0.00008	0.5	01Jan2000, 00:12	0	7F	0.00008	0.3	01Jan2000, 00:18	0
7G	0.00008	0.3	01Jan2000, 00:18	0	7G	0.00008	0.2	01Jan2000, 00:30	0
7H	0.0002	1.3	01Jan2000, 00:09	0	7H	0.0002	0.8	01Jan2000, 00:18	0.1
7I	0.00029	0.9	01Jan2000, 00:21	0	7I	0.00029	0.7	01Jan2000, 00:33	0.1
7I2	0.0001	0.6	01Jan2000, 00:09	0	7I2	0.0001	0.4	01Jan2000, 00:18	0
7J	0.00052	1.4	01Jan2000, 00:27	0.1	7J	0.00052	1.2	01Jan2000, 00:39	0.1
7K	0.00855	18	01Jan2000, 00:33	1.4	7K	0.00855	16.9	01Jan2000, 00:45	1.9
7L	0.00007	0.4	01Jan2000, 00:09	0	7L	0.00007	0.3	01Jan2000, 00:18	0
7M	0.00012	0.8	01Jan2000, 00:09	0	7M	0.00012	0.5	01Jan2000, 00:18	0
8A	0.00012	0.5	01Jan2000, 00:21	0	8A	0.00012	0.4	01Jan2000, 00:30	0
8A2	0.00009	0.6	01Jan2000, 00:09	0	8A2	0.00009	0.4	01Jan2000, 00:18	0
8B	0.00056	1.6	01Jan2000, 00:33	0.1	8B	0.00056	1.4	01Jan2000, 00:42	0.1
8B2	0.00051	1.5	01Jan2000, 00:27	0.1	8B2	0.00051	1.3	01Jan2000, 00:39	0.1
8C	0.00017	1.1	01Jan2000, 00:09	0	8C	0.00017	0.7	01Jan2000, 00:18	0
8C2	0.00011	0.7	01Jan2000, 00:09	0	8C2	0.00011	0.4	01Jan2000, 00:18	0
8D	0.00066	2	01Jan2000, 00:27	0.1	8D	0.00066	1.7	01Jan2000, 00:36	0.1
8D2	0.00034	1.2	01Jan2000, 00:24	0.1	8D2	0.00034	1	01Jan2000, 00:36	0.1
8E	0.0001	0.6	01Jan2000, 00:09	0	8E	0.0001	0.4	01Jan2000, 00:18	0
8F	0.00054	1.9	01Jan2000, 00:27	0.1	8F	0.00054	1.6	01Jan2000, 00:36	0.1
8G	0.00011	0.7	01Jan2000, 00:09	0	8G	0.00011	0.4	01Jan2000, 00:18	0
8H	0.00047	1.2	01Jan2000, 00:33	0.1	8H	0.00047	1.1	01Jan2000, 00:45	0.1
8I	0.00017	1	01Jan2000, 00:09	0	8I	0.00017	0.7	01Jan2000, 00:18	0
8J	0.00049	1.7	01Jan2000, 00:30	0.1	8J	0.00049	1.4	01Jan2000, 00:39	0.1
8K	0.00025	1.5	01Jan2000, 00:09	0.1	8K	0.00025	1	01Jan2000, 00:18	0.1
8L	0.00016	1	01Jan2000, 00:09	0	8L	0.00016	0.6	01Jan2000, 00:18	0
8M	0.00024	0.7	01Jan2000, 00:24	0	8M	0.00024	0.6	01Jan2000, 00:33	0
9A	0.00196	7.1	01Jan2000, 00:30	0.4	9A	0.00196	5.9	01Jan2000, 00:39	0.5
9B	0.00131	6.7	01Jan2000, 00:12	0.2	9B	0.00131	4.5	01Jan2000, 00:18	0.3
9C	0.00016	0.7	01Jan2000, 00:18	0	9C	0.00016	0.5	01Jan2000, 00:27	0

9C2	0.00012	0.5	01Jan2000, 00:18	0		9C2	0.00012	0.4	01Jan2000, 00:27	0
9D	0.00014	0.9	01Jan2000, 00:09	0		9D	0.00014	0.6	01Jan2000, 00:18	0
9E	0.0013	5.4	01Jan2000, 00:24	0.3		9E	0.0013	4.2	01Jan2000, 00:33	0.3
9F	0.00279	15.5	01Jan2000, 00:12	0.6		9F	0.00279	10.4	01Jan2000, 00:18	0.7
9G	0.00073	2.3	01Jan2000, 00:24	0.1		9G	0.00073	2	01Jan2000, 00:33	0.2
9H	0.00033	1.5	01Jan2000, 00:21	0.1		9H	0.00033	1.1	01Jan2000, 00:30	0.1
9I	0.00081	3	01Jan2000, 00:24	0.1		9I	0.00081	2.4	01Jan2000, 00:33	0.2
9J	0.00019	1.1	01Jan2000, 00:09	0		9J	0.00019	0.7	01Jan2000, 00:18	0

100YR03HR				
Hydrologic Element	Drainage Area (MI2)	Peak Discharge (CFS)	Time of Peak	Volume (AC-FT)
DEP 1C	0.00268	6.3	01Jan2000, 00:42	0.7
DEP 1E	0.00682	14	01Jan2000, 00:57	1.8
DEP 11AE	0.00471	9.5	01Jan2000, 00:51	1.3
DEP 11Z	0.00243	5.1	01Jan2000, 00:48	0.6
DEP 5F	0.00883	15.8	01Jan2000, 00:57	2.2
DEP 6G	0.00658	11.9	01Jan2000, 00:57	1.6
DEP 7K	0.00855	14.9	01Jan2000, 00:57	2.1
DET 11X	0.00321	6.4	01Jan2000, 00:51	0.8
EX STR 1	0.00149	3.5	01Jan2000, 00:42	0.4
EX STR 11	0.00004	0.1	01Jan2000, 00:30	0
EX STR 12	0.00013	0.4	01Jan2000, 00:30	0
EX STR 13	0.00013	0.4	01Jan2000, 00:30	0
EX STR 14	0.00827	16.9	01Jan2000, 00:45	2
EX STR 15	0.00842	17.2	01Jan2000, 00:42	2
EX STR 16	0.0005	1.4	01Jan2000, 00:30	0.1
EX STR 17	0.00025	0.7	01Jan2000, 00:30	0.1
EX STR 18	0.00024	0.7	01Jan2000, 00:30	0.1
EX STR 19	0.00021	0.6	01Jan2000, 00:30	0.1
EX STR 2	0.00417	9.8	01Jan2000, 00:42	1.1
EX STR 20	0.00007	0.2	01Jan2000, 00:18	0
EX STR 21	0.00077	1.9	01Jan2000, 00:39	0.2
EX STR 22	0.00317	8.3	01Jan2000, 00:30	0.9
EX STR 23	0.00276	7.1	01Jan2000, 00:30	0.7
EX STR 24	0.0024	6.1	01Jan2000, 00:30	0.6
EX STR 25	0.00231	5.9	01Jan2000, 00:30	0.6
EX STR 27	0.00196	4.8	01Jan2000, 00:45	0.6
EX STR 28	0.0013	3.3	01Jan2000, 00:39	0.4
EX STR 28-2	0.00426	10.4	01Jan2000, 00:42	1.2
EX STR 29	0.001	2.4	01Jan2000, 00:39	0.3
EX STR 3	0.00425	10	01Jan2000, 00:42	1.2
EX STR 30	0.00019	0.5	01Jan2000, 00:21	0.1
EX STR 31	0.00839	19.3	01Jan2000, 00:45	2.2
EX STR 32	0.00992	22.6	01Jan2000, 00:45	2.6
EX STR 32-2	0.01051	23.7	01Jan2000, 00:45	2.7
EX STR 33	0.00064	1.5	01Jan2000, 00:48	0.2
EX STR 34	0.0004	0.8	01Jan2000, 01:00	0.1
EX STR 35	0.00059	1.2	01Jan2000, 00:54	0.2
EX STR 36	0.00094	2.1	01Jan2000, 00:51	0.3
EX STR 37	0.01165	26.3	01Jan2000, 00:45	3.1
EX STR 38	0.00321	6.4	01Jan2000, 00:51	0.8
EX STR 39	0.00101	2.6	01Jan2000, 00:36	0.3
EX STR 4	0.01107	23.5	01Jan2000, 00:51	3
EX STR 40	0.00163	4.5	01Jan2000, 00:33	0.5
EX STR 41	0.00035	1	01Jan2000, 00:21	0.1
EX STR 41-2	0.00136	3.5	01Jan2000, 00:36	0.4

100YR06HR				
Hydrologic Element	Drainage Area (MI2)	Peak Discharge (CFS)	Time of Peak	Volume (AC-FT)
DEP 1C	0.00268	4.2	01Jan2000, 01:06	0.9
DEP 1E	0.00682	9.8	01Jan2000, 01:21	2.1
DEP 11AE	0.00471	6.7	01Jan2000, 01:21	1.5
DEP 11Z	0.00243	3.5	01Jan2000, 01:09	0.8
DEP 5F	0.00883	11.5	01Jan2000, 01:27	2.6
DEP 6G	0.00658	8.5	01Jan2000, 01:27	1.9
DEP 7K	0.00855	10.9	01Jan2000, 01:27	2.5
DET 11X	0.00321	4.5	01Jan2000, 01:21	1
EX STR 1	0.00149	2.3	01Jan2000, 01:06	0.5
EX STR 11	0.00004	0.1	01Jan2000, 01:00	0
EX STR 12	0.00013	0.2	01Jan2000, 01:00	0
EX STR 13	0.00013	0.2	01Jan2000, 01:00	0
EX STR 14	0.00827	11.2	01Jan2000, 01:09	2.4
EX STR 15	0.00842	11.4	01Jan2000, 01:09	2.4
EX STR 16	0.0005	0.8	01Jan2000, 00:45	0.2
EX STR 17	0.00025	0.4	01Jan2000, 01:00	0.1
EX STR 18	0.00024	0.4	01Jan2000, 01:00	0.1
EX STR 19	0.00021	0.3	01Jan2000, 00:39	0.1
EX STR 2	0.00417	6.5	01Jan2000, 01:06	1.3
EX STR 20	0.00007	0.1	01Jan2000, 00:33	0
EX STR 21	0.00077	1.2	01Jan2000, 01:03	0.2
EX STR 22	0.00317	5.1	01Jan2000, 01:00	1
EX STR 23	0.00276	4.4	01Jan2000, 01:00	0.9
EX STR 24	0.0024	3.8	01Jan2000, 01:00	0.8
EX STR 25	0.00231	3.7	01Jan2000, 01:00	0.7
EX STR 27	0.00196	3.1	01Jan2000, 01:06	0.7
EX STR 28	0.0013	2.1	01Jan2000, 01:03	0.4
EX STR 28-2	0.00426	6.7	01Jan2000, 01:03	1.4
EX STR 29	0.001	1.5	01Jan2000, 01:00	0.3
EX STR 3	0.00425	6.5	01Jan2000, 01:06	1.4
EX STR 30	0.00019	0.3	01Jan2000, 00:39	0.1
EX STR 31	0.00839	12.5	01Jan2000, 01:09	2.6
EX STR 32	0.00992	14.7	01Jan2000, 01:06	3.1
EX STR 32-2	0.01051	15.6	01Jan2000, 01:09	3.3
EX STR 33	0.00064	1	01Jan2000, 01:09	0.2
EX STR 34	0.0004	0.6	01Jan2000, 01:24	0.1
EX STR 35	0.00059	0.9	01Jan2000, 01:18	0.2
EX STR 36	0.00094	1.4	01Jan2000, 01:12	0.3
EX STR 37	0.01165	17.3	01Jan2000, 01:09	3.6
EX STR 38	0.00321	4.5	01Jan2000, 01:21	1
EX STR 39	0.00101	1.6	01Jan2000, 01:00	0.3
EX STR 4	0.01107	16.2	01Jan2000, 01:12	3.5
EX STR 40	0.00163	2.7	01Jan2000, 00:51	0.6
EX STR 41	0.00035	0.6	01Jan2000, 00:39	0.1
EX STR 41-2	0.00136	2.2	01Jan2000, 01:00	0.5

EX STR 42	0.2003	366.7	01Jan2000, 01:12	53.9
EX STR 42-2	0.20166	368.5	01Jan2000, 01:12	54.3
EX STR 43	0.00664	13.9	01Jan2000, 01:00	1.8
EX STR 43-2	0.22158	404	01Jan2000, 01:09	59.6
EX STR 44	0.00029	0.8	01Jan2000, 00:36	0.1
EX STR 45	0.00053	1.5	01Jan2000, 00:21	0.2
EX STR 45-2	0.25394	460.8	01Jan2000, 01:06	68.2
EX STR 46	0.00004	0.1	01Jan2000, 00:18	0
EX STR 47	0.00268	6.2	01Jan2000, 00:54	0.8
EX STR 47-2	0.25662	466.6	01Jan2000, 01:06	69
EX STR 48	0.19621	359.7	01Jan2000, 01:12	52.7
EX STR 49	0.15782	287.6	01Jan2000, 01:15	42.6
EX STR 5	0.00688	14	01Jan2000, 00:48	1.6
EX STR 50	0.04317	75.7	01Jan2000, 01:12	10.8
EX STR 6	0.00707	14.4	01Jan2000, 00:48	1.6
EX STR 7	0.00731	14.9	01Jan2000, 00:45	1.7
EX STR 8	0.00756	15.4	01Jan2000, 00:45	1.8
EX STR 9	0.00792	16.2	01Jan2000, 00:45	1.9
J-S101	1E-07	0	01Jan2000, 00:21	0
J-S601	1E-07	0	01Jan2000, 00:21	0
J-S602	1E-07	0	01Jan2000, 00:21	0
OUTLET 1 - S122	0.01747	33.6	01Jan2000, 00:48	4.5
OUTLET 10	0.00188	3.6	01Jan2000, 00:57	0.5
OUTLET 11	0.25662	466.6	01Jan2000, 01:03	69
OUTLET 2 - S205	0.0128	27.9	01Jan2000, 00:36	3.3
OUTLET 3A - S209	0.00056	1.6	01Jan2000, 00:15	0.2
OUTLET 3B - S1001	0.0005	1.4	01Jan2000, 00:27	0.1
OUTLET 4 - S213	0.00512	13.4	01Jan2000, 00:27	1.4
OUTLET 5 - S224	0.01286	24.3	01Jan2000, 00:48	3.3
OUTLET 6	0.01337	26.1	01Jan2000, 00:48	3.4
OUTLET 7 - S409	0.01516	12	01Jan2000, 01:54	3.8
OUTLET 8A - S511	0.00485	16.5	01Jan2000, 00:33	1.3
OUTLET 8B - S528	0.00024	0.5	01Jan2000, 00:39	0.1
OUTLET 9 - S525	0.00984	9.2	01Jan2000, 01:24	2.7
PIPE DET OUTLET 1	0.00178	0.8	01Jan2000, 02:21	0.4
PIPE DET OUTLET 7	0.01516	12	01Jan2000, 01:57	3.8

EX STR 42	0.2003	272.7	01Jan2000, 01:36	63.8
EX STR 42-2	0.20166	274.4	01Jan2000, 01:36	64.3
EX STR 43	0.00664	9.7	01Jan2000, 01:24	2.1
EX STR 43-2	0.22158	301.2	01Jan2000, 01:33	70.6
EX STR 44	0.00029	0.5	01Jan2000, 01:00	0.1
EX STR 45	0.00053	0.9	01Jan2000, 00:39	0.2
EX STR 45-2	0.25394	344.7	01Jan2000, 01:30	80.8
EX STR 46	0.00004	0.1	01Jan2000, 00:39	0
EX STR 47	0.00268	4.2	01Jan2000, 01:15	0.9
EX STR 47-2	0.25662	348.7	01Jan2000, 01:30	81.7
EX STR 48	0.19621	267.1	01Jan2000, 01:36	62.4
EX STR 49	0.15782	214.3	01Jan2000, 01:39	50.4
EX STR 5	0.00688	9.2	01Jan2000, 01:09	1.9
EX STR 50	0.04317	55.8	01Jan2000, 01:39	12.9
EX STR 6	0.00707	9.5	01Jan2000, 01:09	2
EX STR 7	0.00731	9.8	01Jan2000, 01:09	2.1
EX STR 8	0.00756	10.2	01Jan2000, 01:09	2.1
EX STR 9	0.00792	10.7	01Jan2000, 01:09	2.3
J-S101	1E-07	0	01Jan2000, 00:39	0
J-S601	1E-07	0	01Jan2000, 00:39	0
J-S602	1E-07	0	01Jan2000, 00:39	0
OUTLET 1 - S122	0.01747	23.2	01Jan2000, 01:12	5.3
OUTLET 10	0.00188	2.7	01Jan2000, 01:15	0.6
OUTLET 11	0.25662	348.7	01Jan2000, 01:27	81.7
OUTLET 2 - S205	0.0128	18.4	01Jan2000, 00:57	3.9
OUTLET 3A - S209	0.00056	1	01Jan2000, 00:36	0.2
OUTLET 3B - S1001	0.0005	0.8	01Jan2000, 00:42	0.2
OUTLET 4 - S213	0.00512	8.3	01Jan2000, 00:57	1.7
OUTLET 5 - S224	0.01286	17.1	01Jan2000, 01:18	3.9
OUTLET 6	0.01337	18.2	01Jan2000, 01:15	4
OUTLET 7 - S409	0.01516	11.6	01Jan2000, 02:24	4.5
OUTLET 8A - S511	0.00485	10.9	01Jan2000, 00:51	1.5
OUTLET 8B - S528	0.00024	0.3	01Jan2000, 01:03	0.1
OUTLET 9 - S525	0.00984	8.8	01Jan2000, 02:00	3.2
PIPE DET OUTLET 1	0.00178	0.8	01Jan2000, 02:45	0.5
PIPE DET OUTLET 7	0.01516	11.6	01Jan2000, 02:27	4.5

PIPE DET OUTLET 8	0.00485	16.5	01Jan2000, 00:36	1.3
PIPE DET OUTLET 9	0.00984	9.2	01Jan2000, 01:27	2.7
S1002	0.0046	11.9	01Jan2000, 00:30	1.3
S1003	0.00485	12.6	01Jan2000, 00:30	1.3
S1004	0.00074	1.9	01Jan2000, 00:39	0.2
S1005	0.00037	0.9	01Jan2000, 00:30	0.1
S1006	0.00966	20.2	01Jan2000, 00:39	2.4
S1007	0.00966	20.2	01Jan2000, 00:39	2.4
S1008	0.00017	0.5	01Jan2000, 00:18	0
S1009	0.00983	20.6	01Jan2000, 00:39	2.4
S101	1E-07	0	01Jan2000, 00:21	0
S1010	0.00045	1.2	01Jan2000, 00:36	0.1
S1011	0.01028	21.8	01Jan2000, 00:39	2.6
S102	0.00008	0.2	01Jan2000, 00:18	0
S103	0.00015	0.4	01Jan2000, 00:30	0
S105	0.00022	0.6	01Jan2000, 00:30	0.1
S106	0.00037	1	01Jan2000, 00:30	0.1
S107	0.00048	1.3	01Jan2000, 00:30	0.1
S108	0.00012	0.3	01Jan2000, 00:18	0
S109	0.00011	0.3	01Jan2000, 00:18	0
S110	0.00074	1.4	01Jan2000, 00:42	0.1
S1101	0.00018	0.5	01Jan2000, 00:18	0.1
S1102	0.00065	1.8	01Jan2000, 00:30	0.2
S1103	0.0091	18.8	01Jan2000, 00:39	2.2
S111	0.00101	2.1	01Jan2000, 00:39	0.2
S112	0.0001	0.3	01Jan2000, 00:30	0
S113	0.00163	3.7	01Jan2000, 00:30	0.4
S114	0.00009	0.2	01Jan2000, 00:33	0
S115	0.00178	4	01Jan2000, 00:30	0.4
S116	0.00178	0.8	01Jan2000, 02:21	0.4
S117	0.00055	1	01Jan2000, 00:48	0.1
S118	0.01697	32.5	01Jan2000, 00:51	4.3
S119	0.0005	1.1	01Jan2000, 00:45	0.1
S120	0.01747	33.6	01Jan2000, 00:51	4.5
S121	0.01747	33.6	01Jan2000, 00:51	4.5
S123	0.00021	0.6	01Jan2000, 00:18	0.1
S124	0.00017	0.5	01Jan2000, 00:18	0
S201	0.0003	0.9	01Jan2000, 00:21	0.1
S202	0.0003	0.9	01Jan2000, 00:21	0.1
S203	0.00217	5.3	01Jan2000, 00:39	0.6
S204	0.0128	27.9	01Jan2000, 00:39	3.3
S206	0.00042	1.2	01Jan2000, 00:18	0.1
S207	0.00042	1.2	01Jan2000, 00:18	0.1
S208	0.00056	1.6	01Jan2000, 00:18	0.2
S210	0.00495	12.9	01Jan2000, 00:30	1.4
S211	0.00017	0.5	01Jan2000, 00:18	0
S212	0.00512	13.4	01Jan2000, 00:30	1.4

PIPE DET OUTLET 8	0.00485	10.9	01Jan2000, 00:54	1.5
PIPE DET OUTLET 9	0.00984	8.8	01Jan2000, 02:03	3.2
S1002	0.0046	7.4	01Jan2000, 01:00	1.5
S1003	0.00485	7.8	01Jan2000, 01:00	1.6
S1004	0.00074	1.2	01Jan2000, 01:03	0.2
S1005	0.00037	0.6	01Jan2000, 01:00	0.1
S1006	0.00966	13.3	01Jan2000, 01:00	2.9
S1007	0.00966	13.3	01Jan2000, 01:00	2.9
S1008	0.00017	0.3	01Jan2000, 00:39	0.1
S1009	0.00983	13.6	01Jan2000, 01:00	2.9
S101	1E-07	0	01Jan2000, 00:39	0
S1010	0.00045	0.7	01Jan2000, 01:00	0.2
S1011	0.01028	14.4	01Jan2000, 01:00	3.1
S102	0.00008	0.1	01Jan2000, 00:33	0
S103	0.00015	0.2	01Jan2000, 01:00	0.1
S105	0.00022	0.4	01Jan2000, 01:00	0.1
S106	0.00037	0.6	01Jan2000, 01:00	0.1
S107	0.00048	0.8	01Jan2000, 01:00	0.2
S108	0.00012	0.2	01Jan2000, 00:33	0
S109	0.00011	0.2	01Jan2000, 00:33	0
S110	0.00074	0.9	01Jan2000, 01:03	0.2
S1101	0.00018	0.3	01Jan2000, 00:39	0.1
S1102	0.00065	1.1	01Jan2000, 00:39	0.2
S1103	0.0091	12.4	01Jan2000, 01:09	2.7
S111	0.00101	1.3	01Jan2000, 01:00	0.3
S112	0.0001	0.2	01Jan2000, 01:00	0
S113	0.00163	2.3	01Jan2000, 01:00	0.5
S114	0.00009	0.1	01Jan2000, 01:00	0
S115	0.00178	2.6	01Jan2000, 01:00	0.5
S116	0.00178	0.8	01Jan2000, 02:45	0.5
S117	0.00055	0.6	01Jan2000, 01:24	0.1
S118	0.01697	22.5	01Jan2000, 01:15	5.2
S119	0.0005	0.7	01Jan2000, 01:09	0.2
S120	0.01747	23.2	01Jan2000, 01:15	5.3
S121	0.01747	23.2	01Jan2000, 01:15	5.3
S123	0.00021	0.4	01Jan2000, 00:39	0.1
S124	0.00017	0.3	01Jan2000, 00:39	0.1
S201	0.0003	0.5	01Jan2000, 00:39	0.1
S202	0.0003	0.5	01Jan2000, 00:39	0.1
S203	0.00217	3.4	01Jan2000, 01:00	0.7
S204	0.0128	18.4	01Jan2000, 01:00	3.9
S206	0.00042	0.7	01Jan2000, 00:39	0.1
S207	0.00042	0.7	01Jan2000, 00:39	0.1
S208	0.00056	1	01Jan2000, 00:39	0.2
S210	0.00495	8	01Jan2000, 01:00	1.6
S211	0.00017	0.3	01Jan2000, 00:33	0.1
S212	0.00512	8.3	01Jan2000, 01:00	1.7

S214	0.00173	4.4	01Jan2000, 00:39	0.5	S214	0.00173	2.8	01Jan2000, 01:03	0.6
S215	0.00191	4.9	01Jan2000, 00:39	0.5	S215	0.00191	3.1	01Jan2000, 01:00	0.6
S216A	0.0002	0.6	01Jan2000, 00:33	0.1	S216A	0.0002	0.3	01Jan2000, 00:45	0.1
S217A	0.00028	0.7	01Jan2000, 00:33	0.1	S217A	0.00028	0.4	01Jan2000, 01:00	0.1
S218	0.00883	15.8	01Jan2000, 00:57	2.2	S218	0.00883	11.5	01Jan2000, 01:27	2.6
S219	0.00883	15.8	01Jan2000, 00:57	2.2	S219	0.00883	11.5	01Jan2000, 01:27	2.6
S220	0.00933	16.7	01Jan2000, 00:57	2.3	S220	0.00933	12.1	01Jan2000, 01:27	2.8
S221	0.01068	19.5	01Jan2000, 00:54	2.7	S221	0.01068	14	01Jan2000, 01:24	3.2
S222	0.01286	24.3	01Jan2000, 00:51	3.3	S222	0.01286	17.1	01Jan2000, 01:21	3.9
S223	0.01286	24.3	01Jan2000, 00:51	3.3	S223	0.01286	17.1	01Jan2000, 01:21	3.9
S225	0.01337	26.1	01Jan2000, 00:51	3.4	S225	0.01337	18.2	01Jan2000, 01:18	4
S226	0.01337	26.1	01Jan2000, 00:51	3.4	S226	0.01337	18.2	01Jan2000, 01:18	4
S227	0.00014	0.4	01Jan2000, 00:21	0	S227	0.00014	0.2	01Jan2000, 00:39	0
S228	0.00405	8.8	01Jan2000, 00:51	1	S228	0.00405	5.9	01Jan2000, 01:12	1.2
S229	0.00405	8.8	01Jan2000, 00:51	1	S229	0.00405	5.9	01Jan2000, 01:12	1.2
S230	0.00412	9	01Jan2000, 00:51	1.1	S230	0.00412	6	01Jan2000, 01:12	1.3
S301	0.0001	0.3	01Jan2000, 00:18	0	S301	0.0001	0.2	01Jan2000, 00:33	0
S302	0.0001	0.3	01Jan2000, 00:18	0	S302	0.0001	0.2	01Jan2000, 00:33	0
S303	0.00017	0.5	01Jan2000, 00:21	0	S303	0.00017	0.3	01Jan2000, 00:39	0.1
S304	0.00027	0.8	01Jan2000, 00:18	0.1	S304	0.00027	0.5	01Jan2000, 00:39	0.1
S305	0.00009	0.3	01Jan2000, 00:18	0	S305	0.00009	0.2	01Jan2000, 00:33	0
S306	0.00026	0.7	01Jan2000, 00:21	0.1	S306	0.00026	0.4	01Jan2000, 00:39	0.1
S307	0.00053	1.5	01Jan2000, 00:21	0.2	S307	0.00053	0.9	01Jan2000, 00:39	0.2
S308	0.00006	0.2	01Jan2000, 00:18	0	S308	0.00006	0.1	01Jan2000, 00:33	0
S309	0.00018	0.5	01Jan2000, 00:21	0.1	S309	0.00018	0.3	01Jan2000, 00:39	0.1
S310	0.00009	0.2	01Jan2000, 00:30	0	S310	0.00009	0.1	01Jan2000, 01:00	0
S311	0.0008	2.2	01Jan2000, 00:30	0.2	S311	0.0008	1.3	01Jan2000, 00:39	0.3
S312A	0.00021	0.4	01Jan2000, 00:42	0	S312A	0.00021	0.3	01Jan2000, 01:06	0.1
S313A	0.00044	1	01Jan2000, 00:42	0.1	S313A	0.00044	0.6	01Jan2000, 01:06	0.1
S314A	0.00062	1.4	01Jan2000, 00:39	0.2	S314A	0.00062	0.9	01Jan2000, 01:03	0.2
S315	0.0072	13.2	01Jan2000, 00:54	1.8	S315	0.0072	9.4	01Jan2000, 01:24	2.1
S316	0.0072	13.2	01Jan2000, 00:54	1.8	S316	0.0072	9.4	01Jan2000, 01:24	2.1
S317	0.00727	13.3	01Jan2000, 00:54	1.8	S317	0.00727	9.5	01Jan2000, 01:24	2.1
S318A	0.00019	0.5	01Jan2000, 00:39	0	S318A	0.00019	0.3	01Jan2000, 01:03	0.1
S319	0.00071	1.5	01Jan2000, 00:45	0.2	S319	0.00071	1	01Jan2000, 01:06	0.2
S320	0.01217	23.8	01Jan2000, 00:51	3	S320	0.01217	16.4	01Jan2000, 01:18	3.6
S321	0.00013	0.4	01Jan2000, 00:21	0	S321	0.00013	0.2	01Jan2000, 00:39	0
S322	0.01257	24.6	01Jan2000, 00:51	3.1	S322	0.01257	17	01Jan2000, 01:18	3.8
S323	0.01337	26.1	01Jan2000, 00:51	3.4	S323	0.01337	18.2	01Jan2000, 01:18	4
S324	0.00269	5.7	01Jan2000, 00:54	0.7	S324	0.00269	3.8	01Jan2000, 01:15	0.8
S325	0.00415	8.9	01Jan2000, 00:51	1.1	S325	0.00415	5.9	01Jan2000, 01:12	1.3
S326	0.00012	0.3	01Jan2000, 00:18	0	S326	0.00012	0.2	01Jan2000, 00:33	0
S327	0.00427	9.1	01Jan2000, 00:48	1.1	S327	0.00427	6.1	01Jan2000, 01:12	1.3
S328	0.00477	10.2	01Jan2000, 00:48	1.2	S328	0.00477	6.8	01Jan2000, 01:12	1.5
S329	0.00504	10.8	01Jan2000, 00:48	1.3	S329	0.00504	7.2	01Jan2000, 01:12	1.5
S330	0.00007	0.2	01Jan2000, 00:18	0	S330	0.00007	0.1	01Jan2000, 00:39	0
S331	0.00534	11.5	01Jan2000, 00:48	1.4	S331	0.00534	7.7	01Jan2000, 01:12	1.6
S401	0.00008	0.2	01Jan2000, 00:21	0	S401	0.00008	0.1	01Jan2000, 00:39	0
S402	0.00016	0.4	01Jan2000, 00:30	0	S402	0.00016	0.3	01Jan2000, 01:00	0.1

S403	0.00045	1	01Jan2000, 00:39	0.1	S403	0.00045	0.6	01Jan2000, 01:00	0.1
S404	0.0002	0.6	01Jan2000, 00:18	0.1	S404	0.0002	0.3	01Jan2000, 00:39	0.1
S405	0.0003	0.9	01Jan2000, 00:18	0.1	S405	0.0003	0.5	01Jan2000, 00:39	0.1
S406	0.00127	2.7	01Jan2000, 00:39	0.3	S406	0.00127	1.8	01Jan2000, 01:00	0.4
S407	0.01516	28.5	01Jan2000, 00:51	3.8	S407	0.01516	20.1	01Jan2000, 01:21	4.5
S408	0.01516	12	01Jan2000, 01:57	3.8	S408	0.01516	11.6	01Jan2000, 02:27	4.5
S410	0.00056	1.2	01Jan2000, 00:51	0.1	S410	0.00056	0.8	01Jan2000, 01:15	0.2
S411	0.00107	2.2	01Jan2000, 00:51	0.3	S411	0.00107	1.5	01Jan2000, 01:12	0.3
S412	0.00173	3.6	01Jan2000, 00:48	0.4	S412	0.00173	2.4	01Jan2000, 01:12	0.5
S413	0.00207	4.3	01Jan2000, 00:48	0.5	S413	0.00207	2.9	01Jan2000, 01:09	0.6
S414	0.00218	4.6	01Jan2000, 00:48	0.5	S414	0.00218	3	01Jan2000, 01:09	0.6
S415	0.00385	8.2	01Jan2000, 00:48	1	S415	0.00385	5.4	01Jan2000, 01:09	1.2
S416	0.00009	0.3	01Jan2000, 00:18	0	S416	0.00009	0.2	01Jan2000, 00:33	0
S417	0.00009	0.3	01Jan2000, 00:18	0	S417	0.00009	0.2	01Jan2000, 00:33	0
S418	0.00394	8.4	01Jan2000, 00:48	1	S418	0.00394	5.6	01Jan2000, 01:09	1.2
S419	0.00012	0.3	01Jan2000, 00:36	0	S419	0.00012	0.2	01Jan2000, 01:00	0
S420	0.00012	0.3	01Jan2000, 00:36	0	S420	0.00012	0.2	01Jan2000, 01:00	0
S421	0.00017	0.5	01Jan2000, 00:18	0	S421	0.00017	0.3	01Jan2000, 00:39	0.1
S422	0.00038	1.1	01Jan2000, 00:21	0.1	S422	0.00038	0.6	01Jan2000, 00:39	0.1
S423	0.0005	1.4	01Jan2000, 00:30	0.1	S423	0.0005	0.8	01Jan2000, 01:00	0.2
S501	0.00011	0.3	01Jan2000, 00:21	0	S501	0.00011	0.2	01Jan2000, 00:39	0
S502	0.00049	1.2	01Jan2000, 00:48	0.1	S502	0.00049	0.8	01Jan2000, 01:09	0.2
S503	0.00066	1.5	01Jan2000, 00:39	0.2	S503	0.00066	1	01Jan2000, 01:00	0.2
S504	0.00113	2.4	01Jan2000, 00:48	0.3	S504	0.00113	1.6	01Jan2000, 01:12	0.3
S505	0.00016	0.5	01Jan2000, 00:18	0	S505	0.00016	0.3	01Jan2000, 00:39	0.1
S506	0.0041	8.7	01Jan2000, 00:48	1	S506	0.0041	5.8	01Jan2000, 01:09	1.2
S507	0.00025	0.7	01Jan2000, 00:21	0.1	S507	0.00025	0.4	01Jan2000, 00:39	0.1
S508	0.00075	2.1	01Jan2000, 00:30	0.2	S508	0.00075	1.2	01Jan2000, 00:39	0.3
S509	0.00485	10.4	01Jan2000, 00:39	1.3	S509	0.00485	7	01Jan2000, 01:00	1.5
S510	0.00485	16.5	01Jan2000, 00:36	1.3	S510	0.00485	10.9	01Jan2000, 00:54	1.5
S512	0.00073	1.6	01Jan2000, 00:42	0.2	S512	0.00073	1.1	01Jan2000, 01:06	0.2
S513	0.00279	7.8	01Jan2000, 00:30	0.8	S513	0.00279	4.6	01Jan2000, 00:42	0.9
S514	0.00705	17.4	01Jan2000, 00:39	2	S514	0.00705	11.3	01Jan2000, 01:00	2.3
S515	0.00836	20.5	01Jan2000, 00:39	2.3	S515	0.00836	13.3	01Jan2000, 01:00	2.7
S516	0.00921	22.4	01Jan2000, 00:39	2.5	S516	0.00921	14.6	01Jan2000, 01:00	3
S517	0.00937	22.8	01Jan2000, 00:39	2.6	S517	0.00937	14.8	01Jan2000, 01:00	3
S518	0.00033	0.9	01Jan2000, 00:36	0.1	S518	0.00033	0.5	01Jan2000, 01:00	0.1
S519	0.00033	0.9	01Jan2000, 00:36	0.1	S519	0.00033	0.5	01Jan2000, 01:00	0.1
S520	0.00014	0.4	01Jan2000, 00:18	0	S520	0.00014	0.2	01Jan2000, 00:33	0
S521	0.00047	1.2	01Jan2000, 00:30	0.1	S521	0.00047	0.8	01Jan2000, 01:00	0.2
S522	0.00047	1.2	01Jan2000, 00:30	0.1	S522	0.00047	0.8	01Jan2000, 01:00	0.2
S523	0.00984	24	01Jan2000, 00:39	2.7	S523	0.00984	15.6	01Jan2000, 01:00	3.2
S524	0.00984	9.2	01Jan2000, 01:27	2.7	S524	0.00984	8.8	01Jan2000, 02:03	3.2
S526	0.00024	0.5	01Jan2000, 00:42	0.1	S526	0.00024	0.3	01Jan2000, 01:06	0.1
S527	0.00024	0.5	01Jan2000, 00:42	0.1	S527	0.00024	0.3	01Jan2000, 01:06	0.1
S601	1E-07	0	01Jan2000, 00:21	0	S601	1E-07	0	01Jan2000, 00:39	0
S602	1E-07	0	01Jan2000, 00:21	0	S602	1E-07	0	01Jan2000, 00:39	0
S603	1E-07	0	01Jan2000, 00:21	0	S603	1E-07	0	01Jan2000, 00:39	0
S604	0.0001	0.3	01Jan2000, 00:18	0	S604	0.0001	0.2	01Jan2000, 00:39	0

S605	0.00064	1.2	01Jan2000, 01:00	0.2	S605	0.00064	0.9	01Jan2000, 01:21	0.2
S606	0.00149	3	01Jan2000, 01:00	0.4	S606	0.00149	2.1	01Jan2000, 01:21	0.5
S607	0.00176	3.4	01Jan2000, 01:00	0.5	S607	0.00176	2.5	01Jan2000, 01:21	0.6
S608	0.00188	3.6	01Jan2000, 01:00	0.5	S608	0.00188	2.7	01Jan2000, 01:18	0.6
S609	0.00032	0.8	01Jan2000, 00:36	0.1	S609	0.00032	0.5	01Jan2000, 01:00	0.1
S610	0.00039	0.9	01Jan2000, 00:48	0.1	S610	0.00039	0.6	01Jan2000, 01:12	0.1
S611	0.00071	1.7	01Jan2000, 00:42	0.2	S611	0.00071	1.1	01Jan2000, 01:06	0.2
S612	0.00031	0.8	01Jan2000, 00:39	0.1	S612	0.00031	0.5	01Jan2000, 01:03	0.1
S613	0.00009	0.2	01Jan2000, 00:48	0	S613	0.00009	0.1	01Jan2000, 01:09	0
S614	0.00238	5.3	01Jan2000, 00:48	0.6	S614	0.00238	3.5	01Jan2000, 01:09	0.7
S615	0.0034	7.7	01Jan2000, 00:45	0.9	S615	0.0034	5	01Jan2000, 01:09	1.1
S701	0.00185	4.3	01Jan2000, 00:42	0.5	S701	0.00185	2.8	01Jan2000, 01:06	0.6
S702	0.00199	4.6	01Jan2000, 00:42	0.5	S702	0.00199	3	01Jan2000, 01:06	0.6
S703	0.00266	5.3	01Jan2000, 00:48	0.7	S703	0.00266	3.7	01Jan2000, 01:09	0.8
S704	0.00098	1.9	01Jan2000, 01:00	0.2	S704	0.00098	1.3	01Jan2000, 01:24	0.3
S705	0.00437	8.7	01Jan2000, 00:51	1.1	S705	0.00437	6	01Jan2000, 01:18	1.3
S706	0.00027	0.7	01Jan2000, 00:39	0.1	S706	0.00027	0.4	01Jan2000, 01:03	0.1
S707	0.00018	0.4	01Jan2000, 00:42	0	S707	0.00018	0.3	01Jan2000, 01:03	0.1
S708	0.00066	1.7	01Jan2000, 00:39	0.2	S708	0.00066	1.1	01Jan2000, 01:03	0.2
S709	0.00843	17.9	01Jan2000, 00:48	2.2	S709	0.00843	12.1	01Jan2000, 01:09	2.6
S710	0.00048	0.9	01Jan2000, 01:00	0.1	S710	0.00048	0.6	01Jan2000, 01:27	0.1
S711	0.00033	0.7	01Jan2000, 00:57	0.1	S711	0.00033	0.5	01Jan2000, 01:21	0.1
S712	0.00924	19.4	01Jan2000, 00:48	2.4	S712	0.00924	13.1	01Jan2000, 01:12	2.9
S713	0.0002	0.4	01Jan2000, 00:54	0	S713	0.0002	0.3	01Jan2000, 01:18	0.1
S714	0.00944	19.8	01Jan2000, 00:48	2.4	S714	0.00944	13.4	01Jan2000, 01:12	2.9
S715	0.00067	1.5	01Jan2000, 00:51	0.2	S715	0.00067	1	01Jan2000, 01:12	0.2
S716	0.0013	2.9	01Jan2000, 00:51	0.3	S716	0.0013	1.9	01Jan2000, 01:15	0.4
S717	0.01074	22.7	01Jan2000, 00:48	2.8	S717	0.01074	15.3	01Jan2000, 01:12	3.3
S718	0.00007	0.2	01Jan2000, 00:18	0	S718	0.00007	0.1	01Jan2000, 00:39	0
S719	0.00039	0.9	01Jan2000, 00:42	0.1	S719	0.00039	0.6	01Jan2000, 01:00	0.1
S720	0.01113	23.6	01Jan2000, 00:48	2.9	S720	0.01113	15.9	01Jan2000, 01:12	3.5
S721A	0.00008	0.2	01Jan2000, 00:33	0	S721A	0.00008	0.1	01Jan2000, 01:00	0
S722	0.00014	0.4	01Jan2000, 00:18	0	S722	0.00014	0.2	01Jan2000, 00:39	0
S723	0.00126	2.9	01Jan2000, 00:51	0.4	S723	0.00126	2	01Jan2000, 01:12	0.4
S724	0.01253	26.8	01Jan2000, 00:48	3.3	S724	0.01253	18.1	01Jan2000, 01:12	3.9
S726A	0.00251	5.2	01Jan2000, 00:48	0.7	S726A	0.00251	3.6	01Jan2000, 01:09	0.8
S801	0.00274	5.8	01Jan2000, 00:45	0.7	S801	0.00274	3.9	01Jan2000, 01:09	0.8
S802	0.01527	32.5	01Jan2000, 00:48	4	S802	0.01527	22	01Jan2000, 01:12	4.8
S803	0.00012	0.3	01Jan2000, 00:18	0	S803	0.00012	0.2	01Jan2000, 00:33	0
S804	0.00127	3.3	01Jan2000, 00:39	0.4	S804	0.00127	2.1	01Jan2000, 01:03	0.4
S805	0.01666	35.9	01Jan2000, 00:48	4.4	S805	0.01666	24.2	01Jan2000, 01:09	5.2
S806	0.00021	0.6	01Jan2000, 00:21	0.1	S806	0.00021	0.3	01Jan2000, 00:39	0.1
S807	0.00037	1	01Jan2000, 00:30	0.1	S807	0.00037	0.6	01Jan2000, 00:39	0.1
S808	0.00016	0.4	01Jan2000, 00:45	0	S808	0.00016	0.3	01Jan2000, 01:06	0.1
S809	0.00092	2.3	01Jan2000, 00:42	0.3	S809	0.00092	1.5	01Jan2000, 01:06	0.3
S810	0.00142	3.5	01Jan2000, 00:42	0.4	S810	0.00142	2.2	01Jan2000, 01:03	0.5
S811	0.00277	6.8	01Jan2000, 00:39	0.8	S811	0.00277	4.4	01Jan2000, 01:00	0.9
S812	0.00792	15.9	01Jan2000, 00:51	2.1	S812	0.00792	11.2	01Jan2000, 01:21	2.5
S813	0.00101	2.5	01Jan2000, 00:45	0.3	S813	0.00101	1.6	01Jan2000, 01:06	0.3

S814	0.00973	20.1	01Jan2000, 00:51	2.6	S814	0.00973	13.9	01Jan2000, 01:15	3.1
S815	0.02916	62.4	01Jan2000, 00:48	7.8	S815	0.02916	42.3	01Jan2000, 01:09	9.2
S816	0.00094	2.4	01Jan2000, 00:42	0.3	S816	0.00094	1.5	01Jan2000, 01:03	0.3
S817	0.22252	405.7	01Jan2000, 01:09	59.9	S817	0.22252	302.5	01Jan2000, 01:33	70.9
S818	0.22274	406.1	01Jan2000, 01:09	59.9	S818	0.22274	302.8	01Jan2000, 01:33	71
S819	0.22369	407.6	01Jan2000, 01:09	60.2	S819	0.22369	304	01Jan2000, 01:33	71.3
S820	0.22369	407.6	01Jan2000, 01:09	60.2	S820	0.22369	304	01Jan2000, 01:33	71.3
S821	0.00027	0.8	01Jan2000, 00:21	0.1	S821	0.00027	0.5	01Jan2000, 00:39	0.1
S822	0.25312	459.8	01Jan2000, 01:06	68	S822	0.25312	343.6	01Jan2000, 01:30	80.5
S901	0.00376	9.9	01Jan2000, 00:30	1	S901	0.00376	6	01Jan2000, 01:00	1.2
1A	0.00357	7.3	01Jan2000, 00:54	0.9	1A	0.00357	4.9	01Jan2000, 01:18	1.1
1B	0.00149	3.5	01Jan2000, 00:42	0.4	1B	0.00149	2.3	01Jan2000, 01:06	0.5
1C	0.00268	6.3	01Jan2000, 00:42	0.7	1C	0.00268	4.2	01Jan2000, 01:03	0.9
1D	0.00008	0.1	01Jan2000, 00:39	0	1D	0.00008	0.1	01Jan2000, 01:00	0
1E	0.00682	15.6	01Jan2000, 00:42	1.8	1E	0.00682	10.3	01Jan2000, 01:03	2.1
1F	0.00006	0.2	01Jan2000, 00:39	0	1F	0.00006	0.1	01Jan2000, 01:03	0
1G	0.00011	0.3	01Jan2000, 00:18	0	1G	0.00011	0.2	01Jan2000, 00:33	0
1H	0.00004	0.1	01Jan2000, 00:30	0	1H	0.00004	0.1	01Jan2000, 00:42	0
1I	0.00004	0.1	01Jan2000, 00:18	0	1I	0.00004	0.1	01Jan2000, 00:33	0
1J	0.00011	0.3	01Jan2000, 00:39	0	1J	0.00011	0.2	01Jan2000, 01:00	0
1K	0.00012	0.3	01Jan2000, 00:18	0	1K	0.00012	0.2	01Jan2000, 00:33	0
1L	0.00007	0.2	01Jan2000, 00:39	0	1L	0.00007	0.1	01Jan2000, 01:03	0
1M	0.00008	0.2	01Jan2000, 00:18	0	1M	0.00008	0.1	01Jan2000, 00:33	0
1N	0.00009	0.2	01Jan2000, 00:33	0	1N	0.00009	0.1	01Jan2000, 01:00	0
1O	0.0001	0.3	01Jan2000, 00:30	0	1O	0.0001	0.2	01Jan2000, 01:00	0
1P	0.00022	0.6	01Jan2000, 00:30	0.1	1P	0.00022	0.4	01Jan2000, 01:00	0.1
1Q	0.00074	1.4	01Jan2000, 00:42	0.1	1Q	0.00074	0.9	01Jan2000, 01:03	0.2
1R	0.00055	1	01Jan2000, 00:48	0.1	1R	0.00055	0.6	01Jan2000, 01:24	0.1
1S	0.0005	1.1	01Jan2000, 00:45	0.1	1S	0.0005	0.7	01Jan2000, 01:09	0.2
10A	0.00054	1.1	01Jan2000, 01:06	0.1	10A	0.00054	0.8	01Jan2000, 01:30	0.2
10B	0.00085	1.7	01Jan2000, 01:00	0.2	10B	0.00085	1.2	01Jan2000, 01:24	0.3
10C	0.00027	0.7	01Jan2000, 00:33	0.1	10C	0.00027	0.4	01Jan2000, 01:00	0.1
10D	0.00012	0.3	01Jan2000, 00:30	0	10D	0.00012	0.2	01Jan2000, 00:39	0
10E	0.0001	0.3	01Jan2000, 00:18	0	10E	0.0001	0.2	01Jan2000, 00:39	0
11A	0.00039	0.9	01Jan2000, 00:48	0.1	11A	0.00039	0.6	01Jan2000, 01:12	0.1
11AA	0.00014	0.4	01Jan2000, 00:18	0	11AA	0.00014	0.2	01Jan2000, 00:39	0
11AA2	0.00008	0.2	01Jan2000, 00:33	0	11AA2	0.00008	0.1	01Jan2000, 01:00	0
11AB	0.00126	2.9	01Jan2000, 00:51	0.4	11AB	0.00126	2	01Jan2000, 01:12	0.4
11AC	0.00032	0.8	01Jan2000, 00:48	0.1	11AC	0.00032	0.5	01Jan2000, 01:09	0.1
11AD	0.00127	3.3	01Jan2000, 00:39	0.4	11AD	0.00127	2.1	01Jan2000, 01:03	0.4
11AD2	0.00012	0.3	01Jan2000, 00:18	0	11AD2	0.00012	0.2	01Jan2000, 00:33	0
11AE	0.00471	9.5	01Jan2000, 00:51	1.3	11AE	0.00471	6.7	01Jan2000, 01:21	1.5
11AF	0.00076	1.9	01Jan2000, 00:42	0.2	11AF	0.00076	1.2	01Jan2000, 01:03	0.2
11AF2	0.00016	0.4	01Jan2000, 00:45	0	11AF2	0.00016	0.3	01Jan2000, 01:06	0.1
11AG	0.00101	2.6	01Jan2000, 00:36	0.3	11AG	0.00101	1.6	01Jan2000, 01:00	0.3
11AH	0.00163	4.5	01Jan2000, 00:33	0.5	11AH	0.00163	2.7	01Jan2000, 00:51	0.6
11AI	0.00094	2.4	01Jan2000, 00:42	0.3	11AI	0.00094	1.5	01Jan2000, 01:03	0.3
11AJ	0.00101	2.5	01Jan2000, 00:45	0.3	11AJ	0.00101	1.6	01Jan2000, 01:06	0.3
11AK	0.0008	1.7	01Jan2000, 00:54	0.2	11AK	0.0008	1.2	01Jan2000, 01:18	0.3

11AL	0.00142	3.5	01Jan2000, 00:42	0.4	11AL	0.00142	2.2	01Jan2000, 01:03	0.5
11AL2	0.00006	0.2	01Jan2000, 00:18	0	11AL2	0.00006	0.1	01Jan2000, 00:33	0
11AM	0.00016	0.4	01Jan2000, 00:30	0	11AM	0.00016	0.3	01Jan2000, 01:00	0.1
11AN	0.00035	1	01Jan2000, 00:21	0.1	11AN	0.00035	0.6	01Jan2000, 00:39	0.1
11AO	0.00409	10.3	01Jan2000, 00:42	1.2	11AO	0.00409	6.6	01Jan2000, 01:06	1.4
11AP	0.00664	13.9	01Jan2000, 01:00	1.8	11AP	0.00664	9.7	01Jan2000, 01:24	2.1
11AQ	0.00022	0.5	01Jan2000, 00:42	0.1	11AQ	0.00022	0.3	01Jan2000, 01:06	0.1
11AR	0.00021	0.6	01Jan2000, 00:21	0.1	11AR	0.00021	0.3	01Jan2000, 00:39	0.1
11AS	0.00095	1.5	01Jan2000, 01:18	0.2	11AS	0.00095	1.2	01Jan2000, 01:45	0.3
11AT	0.00027	0.8	01Jan2000, 00:21	0.1	11AT	0.00027	0.5	01Jan2000, 00:39	0.1
11AU	0.00029	0.8	01Jan2000, 00:36	0.1	11AU	0.00029	0.5	01Jan2000, 01:00	0.1
11AV	0.00053	1.5	01Jan2000, 00:21	0.2	11AV	0.00053	0.9	01Jan2000, 00:39	0.2
11AW	0.00004	0.1	01Jan2000, 00:18	0	11AW	0.00004	0.1	01Jan2000, 00:39	0
11AX	0.00264	6.2	01Jan2000, 00:54	0.8	11AX	0.00264	4.2	01Jan2000, 01:15	0.9
11AY	0.03839	79.4	01Jan2000, 01:00	10.1	11AY	0.03839	55	01Jan2000, 01:24	12
11AZ	0.11465	212.2	01Jan2000, 01:15	31.8	11AZ	0.11465	158.6	01Jan2000, 01:42	37.5
11B	0.00032	0.8	01Jan2000, 00:36	0.1	11B	0.00032	0.5	01Jan2000, 01:00	0.1
11BA	0.04317	75.7	01Jan2000, 01:12	10.8	11BA	0.04317	55.8	01Jan2000, 01:39	12.9
11C	0.00839	19.3	01Jan2000, 00:45	2.2	11C	0.00839	12.5	01Jan2000, 01:09	2.6
11D	0.00089	2.3	01Jan2000, 00:30	0.2	11D	0.00089	1.4	01Jan2000, 01:00	0.3
11E	0.00064	1.5	01Jan2000, 00:48	0.2	11E	0.00064	1	01Jan2000, 01:09	0.2
11F	0.00229	5.1	01Jan2000, 00:48	0.6	11F	0.00229	3.3	01Jan2000, 01:09	0.7
11F2	0.00009	0.2	01Jan2000, 00:48	0	11F2	0.00009	0.1	01Jan2000, 01:09	0
11G	0.00185	4.3	01Jan2000, 00:42	0.5	11G	0.00185	2.8	01Jan2000, 01:06	0.6
11H	0.00031	0.8	01Jan2000, 00:39	0.1	11H	0.00031	0.5	01Jan2000, 01:03	0.1
11I	0.00014	0.4	01Jan2000, 00:18	0	11I	0.00014	0.2	01Jan2000, 00:33	0
11J	0.00027	0.7	01Jan2000, 00:39	0.1	11J	0.00027	0.4	01Jan2000, 01:03	0.1
11K	0.0004	0.8	01Jan2000, 01:00	0.1	11K	0.0004	0.6	01Jan2000, 01:24	0.1
11L	0.00019	0.5	01Jan2000, 00:45	0.1	11L	0.00019	0.3	01Jan2000, 01:06	0.1
11M	0.00067	1.2	01Jan2000, 01:12	0.2	11M	0.00067	0.9	01Jan2000, 01:39	0.2
11N	0.00073	1.6	01Jan2000, 00:51	0.2	11N	0.00073	1.1	01Jan2000, 01:12	0.2
11O	0.00018	0.4	01Jan2000, 00:42	0	11O	0.00018	0.3	01Jan2000, 01:03	0.1
11P	0.00098	1.9	01Jan2000, 01:00	0.2	11P	0.00098	1.3	01Jan2000, 01:24	0.3
11Q	0.00021	0.6	01Jan2000, 00:36	0.1	11Q	0.00021	0.3	01Jan2000, 01:00	0.1
11R	0.00094	2.1	01Jan2000, 00:51	0.3	11R	0.00094	1.4	01Jan2000, 01:12	0.3
11S	0.0002	0.5	01Jan2000, 00:48	0.1	11S	0.0002	0.3	01Jan2000, 01:09	0.1
11T	0.00063	1.4	01Jan2000, 00:54	0.2	11T	0.00063	0.9	01Jan2000, 01:18	0.2
11U	0.00048	0.9	01Jan2000, 01:00	0.1	11U	0.00048	0.6	01Jan2000, 01:27	0.1
11U2	0.0002	0.4	01Jan2000, 00:54	0	11U2	0.0002	0.3	01Jan2000, 01:18	0.1
11V	0.00033	0.7	01Jan2000, 00:57	0.1	11V	0.00033	0.5	01Jan2000, 01:21	0.1
11W	0.00007	0.2	01Jan2000, 00:18	0	11W	0.00007	0.1	01Jan2000, 00:39	0
11X	0.00321	6.4	01Jan2000, 00:48	0.8	11X	0.00321	4.5	01Jan2000, 01:21	1
11Y	0.00067	1.5	01Jan2000, 00:51	0.2	11Y	0.00067	1	01Jan2000, 01:12	0.2
11Z	0.00243	5.1	01Jan2000, 00:48	0.6	11Z	0.00243	3.5	01Jan2000, 01:09	0.8
11Z2	0.00023	0.5	01Jan2000, 00:39	0.1	11Z2	0.00023	0.3	01Jan2000, 01:03	0.1
2A	0.00113	2.7	01Jan2000, 00:45	0.3	2A	0.00113	1.7	01Jan2000, 01:06	0.4
2B	0.00688	14	01Jan2000, 00:48	1.6	2B	0.00688	9.2	01Jan2000, 01:09	1.9
2C	0.00015	0.4	01Jan2000, 00:39	0	2C	0.00015	0.2	01Jan2000, 01:03	0
2D	0.00011	0.3	01Jan2000, 00:21	0	2D	0.00011	0.2	01Jan2000, 00:39	0

2E	0.00012	0.3	01Jan2000, 00:30	0	2E	0.00012	0.2	01Jan2000, 00:39	0
2F	0.00036	1	01Jan2000, 00:30	0.1	2F	0.00036	0.6	01Jan2000, 01:00	0.1
2G	0.00065	1.8	01Jan2000, 00:30	0.2	2G	0.00065	1.1	01Jan2000, 00:39	0.2
2H	0.00018	0.5	01Jan2000, 00:18	0.1	2H	0.00018	0.3	01Jan2000, 00:39	0.1
2I	0.00019	0.5	01Jan2000, 00:42	0.1	2I	0.00019	0.3	01Jan2000, 01:03	0.1
2K	0.00045	1.2	01Jan2000, 00:36	0.1	2K	0.00045	0.7	01Jan2000, 01:00	0.2
2L	0.00074	1.9	01Jan2000, 00:39	0.2	2L	0.00074	1.2	01Jan2000, 01:03	0.2
2M	0.00004	0.1	01Jan2000, 00:30	0	2M	0.00004	0.1	01Jan2000, 01:00	0
2N	0.00013	0.4	01Jan2000, 00:30	0	2N	0.00013	0.2	01Jan2000, 01:00	0
2O	0.00013	0.4	01Jan2000, 00:30	0	2O	0.00013	0.2	01Jan2000, 01:00	0
2P	0.00035	1	01Jan2000, 00:21	0.1	2P	0.00035	0.6	01Jan2000, 00:39	0.1
2Q	0.00015	0.4	01Jan2000, 00:21	0	2Q	0.00015	0.3	01Jan2000, 00:39	0.1
2R	0.00003	0.1	01Jan2000, 00:18	0	2R	0.00003	0.1	01Jan2000, 00:39	0
2S	0.00019	0.6	01Jan2000, 00:18	0.1	2S	0.00019	0.3	01Jan2000, 00:39	0.1
2T	0.00017	0.5	01Jan2000, 00:18	0	2T	0.00017	0.3	01Jan2000, 00:39	0.1
2U	0.00035	1	01Jan2000, 00:18	0.1	2U	0.00035	0.6	01Jan2000, 00:39	0.1
2V	0.00021	0.6	01Jan2000, 00:18	0.1	2V	0.00021	0.4	01Jan2000, 00:39	0.1
2W	0.00009	0.3	01Jan2000, 00:21	0	2W	0.00009	0.2	01Jan2000, 00:39	0
3A	0.00017	0.5	01Jan2000, 00:18	0	3A	0.00017	0.3	01Jan2000, 00:39	0.1
3B	0.00025	0.7	01Jan2000, 00:18	0.1	3B	0.00025	0.4	01Jan2000, 00:39	0.1
3C	0.00014	0.4	01Jan2000, 00:18	0	3C	0.00014	0.2	01Jan2000, 00:33	0
3D	0.0005	1.4	01Jan2000, 00:30	0.1	3D	0.0005	0.8	01Jan2000, 00:45	0.2
4A	0.00025	0.7	01Jan2000, 00:30	0.1	4A	0.00025	0.4	01Jan2000, 01:00	0.1
4B	0.00024	0.7	01Jan2000, 00:30	0.1	4B	0.00024	0.4	01Jan2000, 01:00	0.1
4C	0.00014	0.4	01Jan2000, 00:30	0	4C	0.00014	0.2	01Jan2000, 01:00	0
4D	0.00007	0.2	01Jan2000, 00:18	0	4D	0.00007	0.1	01Jan2000, 00:33	0
4E	0.00077	1.9	01Jan2000, 00:39	0.2	4E	0.00077	1.2	01Jan2000, 01:03	0.2
4F	0.00017	0.5	01Jan2000, 00:18	0	4F	0.00017	0.3	01Jan2000, 00:33	0.1
4G	0.0001	0.3	01Jan2000, 00:18	0	4G	0.0001	0.2	01Jan2000, 00:33	0
4H	0.00025	0.7	01Jan2000, 00:18	0.1	4H	0.00025	0.4	01Jan2000, 00:39	0.1
4I	0.00084	2.2	01Jan2000, 00:39	0.2	4I	0.00084	1.4	01Jan2000, 01:00	0.3
4J	0.00034	0.9	01Jan2000, 00:30	0.1	4J	0.00034	0.5	01Jan2000, 01:00	0.1
4K	0.00017	0.5	01Jan2000, 00:30	0	4K	0.00017	0.3	01Jan2000, 01:00	0.1
4L	0.00015	0.4	01Jan2000, 00:30	0	4L	0.00015	0.2	01Jan2000, 01:00	0
4M	0.00009	0.3	01Jan2000, 00:18	0	4M	0.00009	0.2	01Jan2000, 00:39	0
4N	0.00154	4.1	01Jan2000, 00:30	0.4	4N	0.00154	2.4	01Jan2000, 01:00	0.5
5A	0.00018	0.5	01Jan2000, 00:18	0.1	5A	0.00018	0.3	01Jan2000, 00:39	0.1
5B	0.00173	4.4	01Jan2000, 00:39	0.5	5B	0.00173	2.8	01Jan2000, 01:03	0.6
5C	0.00027	0.8	01Jan2000, 00:24	0.1	5C	0.00027	0.5	01Jan2000, 00:39	0.1
5D	0.00107	2.5	01Jan2000, 00:42	0.3	5D	0.00107	1.6	01Jan2000, 01:06	0.3
5D2	0.0002	0.6	01Jan2000, 00:33	0.1	5D2	0.0002	0.3	01Jan2000, 00:45	0.1
5D3	0.00008	0.2	01Jan2000, 00:33	0	5D3	0.00008	0.1	01Jan2000, 01:00	0
5E	0.0005	0.9	01Jan2000, 00:48	0.1	5E	0.0005	0.6	01Jan2000, 01:15	0.1
5F	0.00883	15.8	01Jan2000, 00:54	2.2	5F	0.00883	11.5	01Jan2000, 01:24	2.6
6A	0.00014	0.4	01Jan2000, 00:21	0	6A	0.00014	0.2	01Jan2000, 00:39	0
6B	0.00405	8.8	01Jan2000, 00:51	1	6B	0.00405	5.9	01Jan2000, 01:12	1.2
6C	0.00007	0.2	01Jan2000, 00:18	0	6C	0.00007	0.1	01Jan2000, 00:33	0
6D	0.00021	0.4	01Jan2000, 00:42	0	6D	0.00021	0.3	01Jan2000, 01:06	0.1
6E	0.00023	0.6	01Jan2000, 00:39	0.1	6E	0.00023	0.4	01Jan2000, 01:03	0.1

6F	0.00018	0.4	01Jan2000, 00:36	0	6F	0.00018	0.3	01Jan2000, 01:03	0.1
6G	0.00658	12	01Jan2000, 00:54	1.6	6G	0.00658	8.6	01Jan2000, 01:24	1.9
6H	0.00019	0.5	01Jan2000, 00:39	0	6H	0.00019	0.3	01Jan2000, 01:03	0.1
6I	0.00052	1.1	01Jan2000, 00:45	0.1	6I	0.00052	0.7	01Jan2000, 01:09	0.1
6J	0.00009	0.3	01Jan2000, 00:18	0	6J	0.00009	0.2	01Jan2000, 00:33	0
6K	0.00006	0.2	01Jan2000, 00:18	0	6K	0.00006	0.1	01Jan2000, 00:33	0
6L	0.00007	0.2	01Jan2000, 00:18	0	6L	0.00007	0.1	01Jan2000, 00:33	0
6M	0.00007	0.2	01Jan2000, 00:18	0	6M	0.00007	0.1	01Jan2000, 00:33	0
6N	0.0001	0.3	01Jan2000, 00:18	0	6N	0.0001	0.2	01Jan2000, 00:33	0
6O	0.00017	0.5	01Jan2000, 00:21	0	6O	0.00017	0.3	01Jan2000, 00:39	0.1
6P	0.00017	0.5	01Jan2000, 00:21	0	6P	0.00017	0.3	01Jan2000, 00:39	0.1
6Q	0.00012	0.3	01Jan2000, 00:21	0	6Q	0.00012	0.2	01Jan2000, 00:39	0
6R	0.00009	0.2	01Jan2000, 00:30	0	6R	0.00009	0.1	01Jan2000, 01:00	0
6S	0.00013	0.4	01Jan2000, 00:21	0	6S	0.00013	0.2	01Jan2000, 00:39	0
6T	0.00013	0.4	01Jan2000, 00:21	0	6T	0.00013	0.2	01Jan2000, 00:39	0
7A	0.00269	5.7	01Jan2000, 00:54	0.7	7A	0.00269	3.8	01Jan2000, 01:15	0.8
7B	0.00146	3.3	01Jan2000, 00:45	0.4	7B	0.00146	2.1	01Jan2000, 01:06	0.4
7C	0.0005	1.1	01Jan2000, 00:45	0.1	7C	0.0005	0.7	01Jan2000, 01:06	0.1
7D	0.00027	0.6	01Jan2000, 00:48	0.1	7D	0.00027	0.4	01Jan2000, 01:09	0.1
7E	0.00023	0.6	01Jan2000, 00:45	0.1	7E	0.00023	0.4	01Jan2000, 01:06	0.1
7F	0.00008	0.2	01Jan2000, 00:21	0	7F	0.00008	0.1	01Jan2000, 00:39	0
7G	0.00008	0.2	01Jan2000, 00:36	0	7G	0.00008	0.1	01Jan2000, 01:00	0
7H	0.0002	0.6	01Jan2000, 00:18	0.1	7H	0.0002	0.3	01Jan2000, 00:39	0.1
7I	0.00029	0.6	01Jan2000, 00:42	0.1	7I	0.00029	0.4	01Jan2000, 01:03	0.1
7I2	0.0001	0.3	01Jan2000, 00:18	0	7I2	0.0001	0.2	01Jan2000, 00:33	0
7J	0.00052	1.1	01Jan2000, 00:51	0.1	7J	0.00052	0.7	01Jan2000, 01:18	0.2
7K	0.00855	14.9	01Jan2000, 00:57	2.1	7K	0.00855	10.9	01Jan2000, 01:27	2.5
7L	0.00007	0.2	01Jan2000, 00:18	0	7L	0.00007	0.1	01Jan2000, 00:39	0
7M	0.00012	0.3	01Jan2000, 00:18	0	7M	0.00012	0.2	01Jan2000, 00:33	0
8A	0.00012	0.3	01Jan2000, 00:36	0	8A	0.00012	0.2	01Jan2000, 01:00	0
8A2	0.00009	0.3	01Jan2000, 00:18	0	8A2	0.00009	0.2	01Jan2000, 00:33	0
8B	0.00056	1.2	01Jan2000, 00:51	0.1	8B	0.00056	0.8	01Jan2000, 01:15	0.2
8B2	0.00051	1.1	01Jan2000, 00:48	0.1	8B2	0.00051	0.7	01Jan2000, 01:09	0.1
8C	0.00017	0.5	01Jan2000, 00:18	0	8C	0.00017	0.3	01Jan2000, 00:39	0.1
8C2	0.00011	0.3	01Jan2000, 00:18	0	8C2	0.00011	0.2	01Jan2000, 00:33	0
8D	0.00066	1.4	01Jan2000, 00:48	0.2	8D	0.00066	0.9	01Jan2000, 01:09	0.2
8D2	0.00034	0.8	01Jan2000, 00:42	0.1	8D2	0.00034	0.5	01Jan2000, 01:06	0.1
8E	0.0001	0.3	01Jan2000, 00:21	0	8E	0.0001	0.2	01Jan2000, 00:39	0
8F	0.00054	1.3	01Jan2000, 00:42	0.1	8F	0.00054	0.8	01Jan2000, 01:06	0.2
8G	0.00011	0.3	01Jan2000, 00:21	0	8G	0.00011	0.2	01Jan2000, 00:39	0
8H	0.00047	0.9	01Jan2000, 00:54	0.1	8H	0.00047	0.6	01Jan2000, 01:21	0.1
8I	0.00017	0.5	01Jan2000, 00:21	0	8I	0.00017	0.3	01Jan2000, 00:39	0.1
8J	0.00049	1.2	01Jan2000, 00:48	0.1	8J	0.00049	0.8	01Jan2000, 01:09	0.2
8K	0.00025	0.7	01Jan2000, 00:21	0.1	8K	0.00025	0.4	01Jan2000, 00:39	0.1
8L	0.00016	0.5	01Jan2000, 00:18	0	8L	0.00016	0.3	01Jan2000, 00:39	0.1
8M	0.00024	0.5	01Jan2000, 00:42	0.1	8M	0.00024	0.3	01Jan2000, 01:06	0.1
9A	0.00196	4.8	01Jan2000, 00:45	0.6	9A	0.00196	3.1	01Jan2000, 01:06	0.7
9B	0.00131	3.4	01Jan2000, 00:30	0.3	9B	0.00131	2	01Jan2000, 01:00	0.4
9C	0.00016	0.4	01Jan2000, 00:33	0	9C	0.00016	0.3	01Jan2000, 01:00	0.1

	9C2	0.00012	0.3	01Jan2000, 00:33	0		9C2	0.00012	0.2	01Jan2000, 01:00	0
	9D	0.00014	0.4	01Jan2000, 00:18	0		9D	0.00014	0.2	01Jan2000, 00:33	0
	9E	0.0013	3.3	01Jan2000, 00:39	0.4		9E	0.0013	2.1	01Jan2000, 01:03	0.4
	9F	0.00279	7.8	01Jan2000, 00:30	0.8		9F	0.00279	4.6	01Jan2000, 00:42	0.9
	9G	0.00073	1.6	01Jan2000, 00:42	0.2		9G	0.00073	1.1	01Jan2000, 01:06	0.2
	9H	0.00033	0.9	01Jan2000, 00:36	0.1		9H	0.00033	0.5	01Jan2000, 01:00	0.1
	9I	0.00081	1.9	01Jan2000, 00:42	0.2		9I	0.00081	1.2	01Jan2000, 01:06	0.2
	9J	0.00019	0.5	01Jan2000, 00:21	0.1		9J	0.00019	0.3	01Jan2000, 00:39	0.1

100YR10MIN				
Hydrologic Element	Drainage Area (MI2)	Peak Discharge (CFS)	Time of Peak	Volume (AC-FT)
DEP 1C	0.00268	7.2	01Jan2000, 00:15	0.2
DEP 1E	0.00682	10.3	01Jan2000, 00:21	0.5
DEP 11AE	0.00471	8.3	01Jan2000, 00:18	0.4
DEP 11Z	0.00243	4.9	01Jan2000, 00:15	0.2
DEP 5F	0.00883	11.6	01Jan2000, 00:21	0.6
DEP 6G	0.00658	8.9	01Jan2000, 00:18	0.4
DEP 7K	0.00855	10.7	01Jan2000, 00:21	0.5
DET 11X	0.00321	5.7	01Jan2000, 00:15	0.2
EX STR 1	0.00149	3.9	01Jan2000, 00:18	0.1
EX STR 11	0.00004	0.4	01Jan2000, 00:03	0
EX STR 12	0.00013	1.1	01Jan2000, 00:03	0
EX STR 13	0.00013	1.1	01Jan2000, 00:03	0
EX STR 14	0.00827	13.2	01Jan2000, 00:18	0.5
EX STR 15	0.00842	13.4	01Jan2000, 00:03	0.5
EX STR 16	0.0005	2.6	01Jan2000, 00:09	0
EX STR 17	0.00025	1.4	01Jan2000, 00:09	0
EX STR 18	0.00024	2	01Jan2000, 00:03	0
EX STR 19	0.00021	2	01Jan2000, 00:03	0
EX STR 2	0.00417	10.9	01Jan2000, 00:15	0.3
EX STR 20	0.00007	0.7	01Jan2000, 00:03	0
EX STR 21	0.00077	2.5	01Jan2000, 00:15	0.1
EX STR 22	0.00317	17.5	01Jan2000, 00:03	0.3
EX STR 23	0.00276	14	01Jan2000, 00:03	0.2
EX STR 24	0.0024	11.3	01Jan2000, 00:06	0.2
EX STR 25	0.00231	10.6	01Jan2000, 00:06	0.2
EX STR 27	0.00196	5	01Jan2000, 00:21	0.2
EX STR 28	0.0013	4.3	01Jan2000, 00:15	0.1
EX STR 28-2	0.00426	10.9	01Jan2000, 00:18	0.4
EX STR 29	0.001	2.3	01Jan2000, 00:15	0.1
EX STR 3	0.00425	10.9	01Jan2000, 00:15	0.3
EX STR 30	0.00019	1.6	01Jan2000, 00:03	0
EX STR 31	0.00839	19.8	01Jan2000, 00:18	0.6
EX STR 32	0.00992	21.3	01Jan2000, 00:18	0.7
EX STR 32-2	0.01051	22.1	01Jan2000, 00:18	0.8
EX STR 33	0.00064	1.4	01Jan2000, 00:21	0
EX STR 34	0.0004	0.6	01Jan2000, 00:30	0
EX STR 35	0.00059	1	01Jan2000, 00:24	0
EX STR 36	0.00094	1.8	01Jan2000, 00:24	0.1
EX STR 37	0.01165	24.2	01Jan2000, 00:18	0.8
EX STR 38	0.00321	5.7	01Jan2000, 00:15	0.2
EX STR 39	0.00101	3.6	01Jan2000, 00:15	0.1
EX STR 4	0.01107	20	01Jan2000, 00:18	0.8
EX STR 40	0.00163	6.7	01Jan2000, 00:12	0.2
EX STR 41	0.00035	3.5	01Jan2000, 00:03	0
EX STR 41-2	0.00136	4	01Jan2000, 00:09	0.1

100YR12HR				
Hydrologic Element	Drainage Area (MI2)	Peak Discharge (CFS)	Time of Peak	Volume (AC-FT)
DEP 1C	0.00268	2.3	01Jan2000, 05:00	1
DEP 1E	0.00682	5.7	01Jan2000, 05:06	2.5
DEP 11AE	0.00471	3.9	01Jan2000, 05:03	1.8
DEP 11Z	0.00243	2	01Jan2000, 05:03	0.9
DEP 5F	0.00883	7.1	01Jan2000, 05:06	3.1
DEP 6G	0.00658	5.3	01Jan2000, 05:06	2.3
DEP 7K	0.00855	6.8	01Jan2000, 05:09	3
DET 11X	0.00321	2.7	01Jan2000, 05:03	1.2
EX STR 1	0.00149	1.3	01Jan2000, 05:00	0.6
EX STR 11	0.00004	0	01Jan2000, 05:00	0
EX STR 12	0.00013	0.1	01Jan2000, 05:00	0
EX STR 13	0.00013	0.1	01Jan2000, 05:00	0
EX STR 14	0.00827	6.7	01Jan2000, 05:00	2.8
EX STR 15	0.00842	6.8	01Jan2000, 05:00	2.9
EX STR 16	0.0005	0.4	01Jan2000, 05:00	0.2
EX STR 17	0.00025	0.2	01Jan2000, 05:00	0.1
EX STR 18	0.00024	0.2	01Jan2000, 05:00	0.1
EX STR 19	0.00021	0.2	01Jan2000, 05:00	0.1
EX STR 2	0.00417	3.6	01Jan2000, 05:00	1.6
EX STR 20	0.00007	0.1	01Jan2000, 04:54	0
EX STR 21	0.00077	0.7	01Jan2000, 05:00	0.3
EX STR 22	0.00317	2.7	01Jan2000, 05:00	1.2
EX STR 23	0.00276	2.4	01Jan2000, 05:00	1
EX STR 24	0.0024	2.1	01Jan2000, 05:00	0.9
EX STR 25	0.00231	2	01Jan2000, 05:00	0.9
EX STR 27	0.00196	1.7	01Jan2000, 05:03	0.8
EX STR 28	0.0013	1.1	01Jan2000, 05:00	0.5
EX STR 28-2	0.00426	3.7	01Jan2000, 05:00	1.6
EX STR 29	0.001	0.8	01Jan2000, 05:00	0.4
EX STR 3	0.00425	3.6	01Jan2000, 05:00	1.6
EX STR 30	0.00019	0.2	01Jan2000, 05:00	0.1
EX STR 31	0.00839	7	01Jan2000, 05:03	3.1
EX STR 32	0.00992	8.3	01Jan2000, 05:00	3.6
EX STR 32-2	0.01051	8.8	01Jan2000, 05:00	3.8
EX STR 33	0.00064	0.5	01Jan2000, 05:03	0.2
EX STR 34	0.0004	0.3	01Jan2000, 05:09	0.1
EX STR 35	0.00059	0.5	01Jan2000, 05:06	0.2
EX STR 36	0.00094	0.8	01Jan2000, 05:06	0.4
EX STR 37	0.01165	9.8	01Jan2000, 05:00	4.3
EX STR 38	0.00321	2.7	01Jan2000, 05:03	1.2
EX STR 39	0.00101	0.9	01Jan2000, 05:00	0.4
EX STR 4	0.01107	9.3	01Jan2000, 05:03	4.1
EX STR 40	0.00163	1.4	01Jan2000, 05:00	0.6
EX STR 41	0.00035	0.3	01Jan2000, 05:00	0.1
EX STR 41-2	0.00136	1.2	01Jan2000, 05:00	0.5

EX STR 42	0.2003	211.1	01Jan2000, 00:36	15.6
EX STR 42-2	0.20166	211.3	01Jan2000, 00:36	15.7
EX STR 43	0.00664	9.9	01Jan2000, 00:30	0.5
EX STR 43-2	0.22158	228.2	01Jan2000, 00:36	17.2
EX STR 44	0.00029	1.1	01Jan2000, 00:12	0
EX STR 45	0.00053	5.3	01Jan2000, 00:03	0
EX STR 45-2	0.25394	255.2	01Jan2000, 00:33	19.7
EX STR 46	0.00004	0.4	01Jan2000, 00:03	0
EX STR 47	0.00268	5.2	01Jan2000, 00:27	0.2
EX STR 47-2	0.25662	260.1	01Jan2000, 00:30	19.9
EX STR 48	0.19621	207.9	01Jan2000, 00:39	15.2
EX STR 49	0.15782	164.1	01Jan2000, 00:42	12.4
EX STR 5	0.00688	12.9	01Jan2000, 00:18	0.4
EX STR 50	0.04317	42.1	01Jan2000, 00:39	2.8
EX STR 6	0.00707	13.2	01Jan2000, 00:18	0.4
EX STR 7	0.00731	13.2	01Jan2000, 00:18	0.4
EX STR 8	0.00756	13.2	01Jan2000, 00:18	0.4
EX STR 9	0.00792	13.2	01Jan2000, 00:18	0.5
J-S101	1E-07	0	01Jan2000, 00:06	0
J-S601	1E-07	0	01Jan2000, 00:06	0
J-S602	1E-07	0	01Jan2000, 00:06	0
OUTLET 1 - S122	0.01747	27.1	01Jan2000, 00:15	1.2
OUTLET 10	0.00188	2.4	01Jan2000, 00:03	0.1
OUTLET 11	0.25662	260.1	01Jan2000, 00:27	19.9
OUTLET 2 - S205	0.0128	32.5	01Jan2000, 00:00	0.8
OUTLET 3A - S209	0.00056	5.9	01Jan2000, 00:00	0
OUTLET 3B - S1001	0.0005	2.6	01Jan2000, 00:06	0
OUTLET 4 - S213	0.00512	26.3	01Jan2000, 00:00	0.4
OUTLET 5 - S224	0.01286	20.4	01Jan2000, 00:15	0.9
OUTLET 6	0.01337	19	01Jan2000, 00:15	0.9
OUTLET 7 - S409	0.01516	10.9	01Jan2000, 00:33	1
OUTLET 8A - S511	0.00485	8	01Jan2000, 00:21	0.3
OUTLET 8B - S528	0.00024	0.5	01Jan2000, 00:12	0
OUTLET 9 - S525	0.00984	8.3	01Jan2000, 00:24	0.8
PIPE DET OUTLET 1	0.00178	0	01Jan2000, 00:51	0.1
PIPE DET OUTLET 7	0.01516	10.9	01Jan2000, 00:36	1

EX STR 42	0.2003	164	01Jan2000, 05:18	74.7
EX STR 42-2	0.20166	165.1	01Jan2000, 05:18	75.3
EX STR 43	0.00664	5.6	01Jan2000, 05:12	2.5
EX STR 43-2	0.22158	181.3	01Jan2000, 05:15	82.7
EX STR 44	0.00029	0.3	01Jan2000, 05:00	0.1
EX STR 45	0.00053	0.5	01Jan2000, 05:00	0.2
EX STR 45-2	0.25394	207.7	01Jan2000, 05:12	94.7
EX STR 46	0.00004	0	01Jan2000, 05:00	0
EX STR 47	0.00268	2.3	01Jan2000, 05:06	1.1
EX STR 47-2	0.25662	210	01Jan2000, 05:12	95.7
EX STR 48	0.19621	160.7	01Jan2000, 05:18	73.1
EX STR 49	0.15782	129.2	01Jan2000, 05:21	59
EX STR 5	0.00688	5.5	01Jan2000, 05:03	2.3
EX STR 50	0.04317	34.5	01Jan2000, 05:18	15.2
EX STR 6	0.00707	5.7	01Jan2000, 05:03	2.4
EX STR 7	0.00731	5.9	01Jan2000, 05:00	2.5
EX STR 8	0.00756	6.1	01Jan2000, 05:00	2.6
EX STR 9	0.00792	6.4	01Jan2000, 05:00	2.7
J-S101	1E-07	0	01Jan2000, 04:57	0
J-S601	1E-07	0	01Jan2000, 04:57	0
J-S602	1E-07	0	01Jan2000, 04:57	0
OUTLET 1 - S122	0.01747	13.8	01Jan2000, 05:00	6.2
OUTLET 10	0.00188	1.6	01Jan2000, 04:57	0.7
OUTLET 11	0.25662	210	01Jan2000, 05:09	95.7
OUTLET 2 - S205	0.0128	10.6	01Jan2000, 04:57	4.6
OUTLET 3A - S209	0.00056	0.5	01Jan2000, 04:57	0.2
OUTLET 3B - S1001	0.0005	0.4	01Jan2000, 04:57	0.2
OUTLET 4 - S213	0.00512	4.4	01Jan2000, 04:57	2
OUTLET 5 - S224	0.01286	10.5	01Jan2000, 05:00	4.6
OUTLET 6	0.01337	10.9	01Jan2000, 04:57	4.7
OUTLET 7 - S409	0.01516	10.8	01Jan2000, 05:57	5.4
OUTLET 8A - S511	0.00485	4.7	01Jan2000, 04:00	1.8
OUTLET 8B - S528	0.00024	0.2	01Jan2000, 04:57	0.1
OUTLET 9 - S525	0.00984	8.2	01Jan2000, 05:00	3.7
PIPE DET OUTLET 1	0.00178	0.8	01Jan2000, 07:00	0.5
PIPE DET OUTLET 7	0.01516	10.8	01Jan2000, 06:00	5.4

PIPE DET OUTLET 8	0.00485	8	01Jan2000, 00:24	0.3
PIPE DET OUTLET 9	0.00984	8.3	01Jan2000, 00:27	0.8
S1002	0.0046	20.9	01Jan2000, 00:03	0.4
S1003	0.00485	23.5	01Jan2000, 00:03	0.4
S1004	0.00074	2.3	01Jan2000, 00:15	0.1
S1005	0.00037	1.9	01Jan2000, 00:03	0
S1006	0.00966	23.6	01Jan2000, 00:03	0.6
S1007	0.00966	23.6	01Jan2000, 00:03	0.6
S1008	0.00017	1.8	01Jan2000, 00:03	0
S1009	0.00983	25.4	01Jan2000, 00:03	0.6
S101	1E-07	0	01Jan2000, 00:06	0
S1010	0.00045	1.7	01Jan2000, 00:15	0
S1011	0.01028	25.5	01Jan2000, 00:03	0.7
S102	0.00008	0.8	01Jan2000, 00:03	0
S103	0.00015	0.9	01Jan2000, 00:03	0
S105	0.00022	1.9	01Jan2000, 00:03	0
S106	0.00037	2.8	01Jan2000, 00:03	0
S107	0.00048	2.8	01Jan2000, 00:03	0
S108	0.00012	1.3	01Jan2000, 00:03	0
S109	0.00011	1.2	01Jan2000, 00:03	0
S110	0.00074	1.6	01Jan2000, 00:09	0
S1101	0.00018	1.9	01Jan2000, 00:03	0
S1102	0.00065	6	01Jan2000, 00:03	0.1
S1103	0.0091	19.7	01Jan2000, 00:03	0.6
S111	0.00101	3.1	01Jan2000, 00:03	0.1
S112	0.0001	0.7	01Jan2000, 00:03	0
S113	0.00163	6.8	01Jan2000, 00:03	0.1
S114	0.00009	0.4	01Jan2000, 00:09	0
S115	0.00178	7	01Jan2000, 00:03	0.1
S116	0.00178	0	01Jan2000, 00:51	0.1
S117	0.00055	0.7	01Jan2000, 00:15	0
S118	0.01697	26	01Jan2000, 00:18	1.2
S119	0.0005	1.1	01Jan2000, 00:18	0
S120	0.01747	27.1	01Jan2000, 00:18	1.2
S121	0.01747	27.1	01Jan2000, 00:18	1.2
S123	0.00021	2.2	01Jan2000, 00:03	0
S124	0.00017	1.8	01Jan2000, 00:03	0
S201	0.0003	3.1	01Jan2000, 00:03	0
S202	0.0003	3.1	01Jan2000, 00:03	0
S203	0.00217	5	01Jan2000, 00:18	0.2
S204	0.0128	32.5	01Jan2000, 00:03	0.9
S206	0.00042	4.4	01Jan2000, 00:03	0
S207	0.00042	4.4	01Jan2000, 00:03	0
S208	0.00056	5.9	01Jan2000, 00:03	0.1
S210	0.00495	24.5	01Jan2000, 00:03	0.4
S211	0.00017	1.8	01Jan2000, 00:03	0
S212	0.00512	26.3	01Jan2000, 00:03	0.4

PIPE DET OUTLET 8	0.00485	4.7	01Jan2000, 04:03	1.8
PIPE DET OUTLET 9	0.00984	8.2	01Jan2000, 05:03	3.7
S1002	0.0046	4	01Jan2000, 05:00	1.7
S1003	0.00485	4.2	01Jan2000, 05:00	1.8
S1004	0.00074	0.6	01Jan2000, 05:00	0.3
S1005	0.00037	0.3	01Jan2000, 05:00	0.1
S1006	0.00966	7.9	01Jan2000, 05:00	3.4
S1007	0.00966	7.9	01Jan2000, 05:00	3.4
S1008	0.00017	0.1	01Jan2000, 05:00	0.1
S1009	0.00983	8	01Jan2000, 05:00	3.4
S101	1E-07	0	01Jan2000, 04:57	0
S1010	0.00045	0.4	01Jan2000, 05:00	0.2
S1011	0.01028	8.4	01Jan2000, 05:00	3.6
S102	0.00008	0.1	01Jan2000, 04:54	0
S103	0.00015	0.1	01Jan2000, 05:00	0.1
S105	0.00022	0.2	01Jan2000, 05:00	0.1
S106	0.00037	0.3	01Jan2000, 05:00	0.1
S107	0.00048	0.4	01Jan2000, 05:00	0.2
S108	0.00012	0.1	01Jan2000, 04:54	0
S109	0.00011	0.1	01Jan2000, 04:54	0
S110	0.00074	0.6	01Jan2000, 05:00	0.2
S1101	0.00018	0.2	01Jan2000, 05:00	0.1
S1102	0.00065	0.6	01Jan2000, 05:00	0.3
S1103	0.0091	7.4	01Jan2000, 05:00	3.1
S111	0.00101	0.8	01Jan2000, 05:00	0.3
S112	0.0001	0.1	01Jan2000, 05:00	0
S113	0.00163	1.3	01Jan2000, 05:00	0.6
S114	0.00009	0.1	01Jan2000, 05:00	0
S115	0.00178	1.5	01Jan2000, 05:00	0.6
S116	0.00178	0.8	01Jan2000, 07:00	0.5
S117	0.00055	0.4	01Jan2000, 05:03	0.2
S118	0.01697	13.4	01Jan2000, 05:03	6.1
S119	0.0005	0.4	01Jan2000, 05:03	0.2
S120	0.01747	13.8	01Jan2000, 05:03	6.2
S121	0.01747	13.8	01Jan2000, 05:03	6.2
S123	0.00021	0.2	01Jan2000, 05:00	0.1
S124	0.00017	0.1	01Jan2000, 05:00	0.1
S201	0.0003	0.3	01Jan2000, 05:00	0.1
S202	0.0003	0.3	01Jan2000, 05:00	0.1
S203	0.00217	1.9	01Jan2000, 05:00	0.8
S204	0.0128	10.6	01Jan2000, 05:00	4.6
S206	0.00042	0.4	01Jan2000, 05:00	0.2
S207	0.00042	0.4	01Jan2000, 05:00	0.2
S208	0.00056	0.5	01Jan2000, 05:00	0.2
S210	0.00495	4.3	01Jan2000, 05:00	1.9
S211	0.00017	0.1	01Jan2000, 04:54	0.1
S212	0.00512	4.4	01Jan2000, 05:00	2

S214	0.00173	5.7	01Jan2000, 00:15	0.1	S214	0.00173	1.5	01Jan2000, 05:00	0.7
S215	0.00191	5.7	01Jan2000, 00:15	0.2	S215	0.00191	1.6	01Jan2000, 05:00	0.7
S216A	0.0002	1	01Jan2000, 00:12	0	S216A	0.0002	0.2	01Jan2000, 05:00	0.1
S217A	0.00028	1.2	01Jan2000, 00:09	0	S217A	0.00028	0.2	01Jan2000, 05:00	0.1
S218	0.00883	11.6	01Jan2000, 00:21	0.6	S218	0.00883	7.1	01Jan2000, 05:06	3.1
S219	0.00883	11.6	01Jan2000, 00:21	0.6	S219	0.00883	7.1	01Jan2000, 05:06	3.1
S220	0.00933	12.4	01Jan2000, 00:21	0.6	S220	0.00933	7.5	01Jan2000, 05:06	3.3
S221	0.01068	15	01Jan2000, 00:18	0.7	S221	0.01068	8.6	01Jan2000, 05:06	3.7
S222	0.01286	20.4	01Jan2000, 00:18	0.9	S222	0.01286	10.5	01Jan2000, 05:03	4.6
S223	0.01286	20.4	01Jan2000, 00:18	0.9	S223	0.01286	10.5	01Jan2000, 05:03	4.6
S225	0.01337	19	01Jan2000, 00:18	0.9	S225	0.01337	10.9	01Jan2000, 05:00	4.7
S226	0.01337	19	01Jan2000, 00:18	0.9	S226	0.01337	10.9	01Jan2000, 05:00	4.7
S227	0.00014	1.3	01Jan2000, 00:03	0	S227	0.00014	0.1	01Jan2000, 05:00	0.1
S228	0.00405	7.6	01Jan2000, 00:21	0.3	S228	0.00405	3.4	01Jan2000, 05:06	1.5
S229	0.00405	7.6	01Jan2000, 00:21	0.3	S229	0.00405	3.4	01Jan2000, 05:06	1.5
S230	0.00412	7.6	01Jan2000, 00:21	0.3	S230	0.00412	3.4	01Jan2000, 05:03	1.5
S301	0.0001	1.1	01Jan2000, 00:03	0	S301	0.0001	0.1	01Jan2000, 04:54	0
S302	0.0001	1.1	01Jan2000, 00:03	0	S302	0.0001	0.1	01Jan2000, 04:54	0
S303	0.00017	1.7	01Jan2000, 00:03	0	S303	0.00017	0.1	01Jan2000, 05:00	0.1
S304	0.00027	2.8	01Jan2000, 00:03	0	S304	0.00027	0.2	01Jan2000, 05:00	0.1
S305	0.00009	0.9	01Jan2000, 00:03	0	S305	0.00009	0.1	01Jan2000, 04:54	0
S306	0.00026	2.6	01Jan2000, 00:03	0	S306	0.00026	0.2	01Jan2000, 05:00	0.1
S307	0.00053	5.4	01Jan2000, 00:03	0	S307	0.00053	0.5	01Jan2000, 05:00	0.2
S308	0.00006	0.6	01Jan2000, 00:03	0	S308	0.00006	0.1	01Jan2000, 04:54	0
S309	0.00018	1.8	01Jan2000, 00:03	0	S309	0.00018	0.2	01Jan2000, 05:00	0.1
S310	0.00009	0.4	01Jan2000, 00:06	0	S310	0.00009	0.1	01Jan2000, 05:00	0
S311	0.0008	7.5	01Jan2000, 00:03	0.1	S311	0.0008	0.7	01Jan2000, 05:00	0.3
S312A	0.00021	0.5	01Jan2000, 00:15	0	S312A	0.00021	0.2	01Jan2000, 05:00	0.1
S313A	0.00044	1.2	01Jan2000, 00:15	0	S313A	0.00044	0.4	01Jan2000, 05:00	0.2
S314A	0.00062	1.8	01Jan2000, 00:12	0	S314A	0.00062	0.5	01Jan2000, 05:00	0.2
S315	0.0072	10.3	01Jan2000, 00:18	0.4	S315	0.0072	5.8	01Jan2000, 05:06	2.5
S316	0.0072	10.3	01Jan2000, 00:18	0.4	S316	0.0072	5.8	01Jan2000, 05:06	2.5
S317	0.00727	10.3	01Jan2000, 00:18	0.4	S317	0.00727	5.8	01Jan2000, 05:06	2.5
S318A	0.00019	0.6	01Jan2000, 00:15	0	S318A	0.00019	0.2	01Jan2000, 05:00	0.1
S319	0.00071	1.7	01Jan2000, 00:15	0	S319	0.00071	0.6	01Jan2000, 05:00	0.2
S320	0.01217	18.9	01Jan2000, 00:18	0.8	S320	0.01217	9.9	01Jan2000, 05:03	4.3
S321	0.00013	1.3	01Jan2000, 00:03	0	S321	0.00013	0.1	01Jan2000, 05:00	0.1
S322	0.01257	18.9	01Jan2000, 00:18	0.8	S322	0.01257	10.2	01Jan2000, 05:00	4.4
S323	0.01337	19	01Jan2000, 00:18	0.9	S323	0.01337	10.9	01Jan2000, 05:00	4.7
S324	0.00269	4.6	01Jan2000, 00:24	0.2	S324	0.00269	2.2	01Jan2000, 05:06	1
S325	0.00415	7.5	01Jan2000, 00:21	0.3	S325	0.00415	3.4	01Jan2000, 05:03	1.5
S326	0.00012	1.3	01Jan2000, 00:03	0	S326	0.00012	0.1	01Jan2000, 04:54	0
S327	0.00427	7.5	01Jan2000, 00:21	0.3	S327	0.00427	3.5	01Jan2000, 05:00	1.5
S328	0.00477	8.6	01Jan2000, 00:18	0.3	S328	0.00477	3.9	01Jan2000, 05:00	1.7
S329	0.00504	9.1	01Jan2000, 00:18	0.3	S329	0.00504	4.2	01Jan2000, 05:00	1.8
S330	0.00007	0.7	01Jan2000, 00:03	0	S330	0.00007	0.1	01Jan2000, 05:00	0
S331	0.00534	9.7	01Jan2000, 00:18	0.4	S331	0.00534	4.4	01Jan2000, 05:00	1.9
S401	0.00008	0.7	01Jan2000, 00:06	0	S401	0.00008	0.1	01Jan2000, 04:57	0
S402	0.00016	0.9	01Jan2000, 00:06	0	S402	0.00016	0.1	01Jan2000, 05:00	0.1

S403	0.00045	1.3	01Jan2000, 00:09	0
S404	0.0002	2.1	01Jan2000, 00:03	0
S405	0.0003	3.1	01Jan2000, 00:03	0
S406	0.00127	3.7	01Jan2000, 00:03	0.1
S407	0.01516	21.5	01Jan2000, 00:21	1
S408	0.01516	10.9	01Jan2000, 00:36	1
S410	0.00056	0.9	01Jan2000, 00:21	0
S411	0.00107	1.9	01Jan2000, 00:21	0.1
S412	0.00173	3.1	01Jan2000, 00:18	0.1
S413	0.00207	3.9	01Jan2000, 00:18	0.1
S414	0.00218	3.9	01Jan2000, 00:18	0.1
S415	0.00385	7	01Jan2000, 00:18	0.3
S416	0.00009	0.9	01Jan2000, 00:03	0
S417	0.00009	0.9	01Jan2000, 00:03	0
S418	0.00394	7	01Jan2000, 00:18	0.3
S419	0.00012	0.4	01Jan2000, 00:12	0
S420	0.00012	0.4	01Jan2000, 00:12	0
S421	0.00017	1.8	01Jan2000, 00:03	0
S422	0.00038	3.8	01Jan2000, 00:03	0
S423	0.0005	3.9	01Jan2000, 00:03	0
S501	0.00011	1.1	01Jan2000, 00:03	0
S502	0.00049	1.1	01Jan2000, 00:21	0
S503	0.00066	1.7	01Jan2000, 00:03	0.1
S504	0.00113	1.8	01Jan2000, 00:21	0.1
S505	0.00016	1.6	01Jan2000, 00:03	0
S506	0.0041	7	01Jan2000, 00:18	0.3
S507	0.00025	2.5	01Jan2000, 00:03	0
S508	0.00075	6.4	01Jan2000, 00:03	0.1
S509	0.00485	12.1	01Jan2000, 00:03	0.3
S510	0.00485	8	01Jan2000, 00:24	0.3
S512	0.00073	1.8	01Jan2000, 00:12	0.1
S513	0.00279	19.5	01Jan2000, 00:06	0.2
S514	0.00705	23.5	01Jan2000, 00:06	0.6
S515	0.00836	31.2	01Jan2000, 00:06	0.7
S516	0.00921	32.4	01Jan2000, 00:06	0.8
S517	0.00937	33	01Jan2000, 00:06	0.8
S518	0.00033	1.3	01Jan2000, 00:12	0
S519	0.00033	1.3	01Jan2000, 00:12	0
S520	0.00014	1.5	01Jan2000, 00:03	0
S521	0.00047	1.6	01Jan2000, 00:03	0
S522	0.00047	1.6	01Jan2000, 00:03	0
S523	0.00984	34.6	01Jan2000, 00:06	0.8
S524	0.00984	8.3	01Jan2000, 00:27	0.8
S526	0.00024	0.5	01Jan2000, 00:15	0
S527	0.00024	0.5	01Jan2000, 00:15	0
S601	1E-07	0	01Jan2000, 00:06	0
S602	1E-07	0	01Jan2000, 00:06	0
S603	1E-07	0	01Jan2000, 00:06	0
S604	0.0001	1	01Jan2000, 00:03	0

S403	0.00045	0.4	01Jan2000, 05:00	0.2
S404	0.0002	0.2	01Jan2000, 05:00	0.1
S405	0.0003	0.3	01Jan2000, 05:00	0.1
S406	0.00127	1.1	01Jan2000, 05:00	0.5
S407	0.01516	12.2	01Jan2000, 05:03	5.4
S408	0.01516	10.8	01Jan2000, 06:00	5.4
S410	0.00056	0.5	01Jan2000, 05:06	0.2
S411	0.00107	0.9	01Jan2000, 05:03	0.4
S412	0.00173	1.4	01Jan2000, 05:03	0.6
S413	0.00207	1.7	01Jan2000, 05:03	0.7
S414	0.00218	1.8	01Jan2000, 05:00	0.8
S415	0.00385	3.2	01Jan2000, 05:00	1.4
S416	0.00009	0.1	01Jan2000, 04:54	0
S417	0.00009	0.1	01Jan2000, 04:54	0
S418	0.00394	3.2	01Jan2000, 05:00	1.4
S419	0.00012	0.1	01Jan2000, 05:00	0
S420	0.00012	0.1	01Jan2000, 05:00	0
S421	0.00017	0.1	01Jan2000, 05:00	0.1
S422	0.00038	0.3	01Jan2000, 05:00	0.1
S423	0.0005	0.4	01Jan2000, 05:00	0.2
S501	0.00011	0.1	01Jan2000, 05:00	0
S502	0.00049	0.4	01Jan2000, 05:03	0.2
S503	0.00066	0.6	01Jan2000, 05:00	0.3
S504	0.00113	0.9	01Jan2000, 05:00	0.4
S505	0.00016	0.1	01Jan2000, 04:54	0.1
S506	0.0041	3.4	01Jan2000, 05:00	1.5
S507	0.00025	0.2	01Jan2000, 05:00	0.1
S508	0.00075	0.7	01Jan2000, 05:00	0.3
S509	0.00485	4	01Jan2000, 05:00	1.8
S510	0.00485	4.7	01Jan2000, 04:03	1.8
S512	0.00073	0.6	01Jan2000, 05:00	0.3
S513	0.00279	2.4	01Jan2000, 05:00	1.1
S514	0.00705	6.1	01Jan2000, 05:00	2.7
S515	0.00836	7.2	01Jan2000, 05:00	3.2
S516	0.00921	7.9	01Jan2000, 05:00	3.5
S517	0.00937	8	01Jan2000, 05:00	3.6
S518	0.00033	0.3	01Jan2000, 05:00	0.1
S519	0.00033	0.3	01Jan2000, 05:00	0.1
S520	0.00014	0.1	01Jan2000, 04:54	0.1
S521	0.00047	0.4	01Jan2000, 05:00	0.2
S522	0.00047	0.4	01Jan2000, 05:00	0.2
S523	0.00984	8.4	01Jan2000, 05:00	3.7
S524	0.00984	8.2	01Jan2000, 05:03	3.7
S526	0.00024	0.2	01Jan2000, 05:00	0.1
S527	0.00024	0.2	01Jan2000, 05:00	0.1
S601	1E-07	0	01Jan2000, 04:57	0
S602	1E-07	0	01Jan2000, 04:57	0
S603	1E-07	0	01Jan2000, 04:57	0
S604	0.0001	0.1	01Jan2000, 05:00	0

S605	0.00064	1.1	01Jan2000, 00:03	0
S606	0.00149	1.9	01Jan2000, 00:30	0.1
S607	0.00176	2	01Jan2000, 00:30	0.1
S608	0.00188	2.4	01Jan2000, 00:06	0.1
S609	0.00032	1.2	01Jan2000, 00:12	0
S610	0.00039	0.8	01Jan2000, 00:21	0
S611	0.00071	1.8	01Jan2000, 00:15	0.1
S612	0.00031	1	01Jan2000, 00:15	0
S613	0.00009	0.2	01Jan2000, 00:18	0
S614	0.00238	4.8	01Jan2000, 00:21	0.2
S615	0.0034	7.3	01Jan2000, 00:18	0.2
S701	0.00185	4.9	01Jan2000, 00:15	0.1
S702	0.00199	4.9	01Jan2000, 00:15	0.1
S703	0.00266	5.1	01Jan2000, 00:15	0.2
S704	0.00098	1.3	01Jan2000, 00:30	0.1
S705	0.00437	7.1	01Jan2000, 00:18	0.3
S706	0.00027	0.9	01Jan2000, 00:15	0
S707	0.00018	0.5	01Jan2000, 00:18	0
S708	0.00066	2.2	01Jan2000, 00:15	0.1
S709	0.00843	16.4	01Jan2000, 00:18	0.6
S710	0.00048	0.6	01Jan2000, 00:27	0
S711	0.00033	0.5	01Jan2000, 00:27	0
S712	0.00924	17.1	01Jan2000, 00:18	0.7
S713	0.0002	0.3	01Jan2000, 00:24	0
S714	0.00944	17.4	01Jan2000, 00:18	0.7
S715	0.00067	1.4	01Jan2000, 00:21	0.1
S716	0.0013	2.4	01Jan2000, 00:24	0.1
S717	0.01074	19.6	01Jan2000, 00:18	0.8
S718	0.00007	0.7	01Jan2000, 00:03	0
S719	0.00039	0.8	01Jan2000, 00:03	0
S720	0.01113	20.3	01Jan2000, 00:18	0.8
S721A	0.00008	0.4	01Jan2000, 00:09	0
S722	0.00014	1.5	01Jan2000, 00:03	0
S723	0.00126	2.6	01Jan2000, 00:24	0.1
S724	0.01253	22.6	01Jan2000, 00:18	0.9
S726A	0.00251	5	01Jan2000, 00:15	0.2
S801	0.00274	5.7	01Jan2000, 00:15	0.2
S802	0.01527	27.8	01Jan2000, 00:18	1.1
S803	0.00012	1.3	01Jan2000, 00:03	0
S804	0.00127	4.1	01Jan2000, 00:15	0.1
S805	0.01666	31.7	01Jan2000, 00:18	1.2
S806	0.00021	2	01Jan2000, 00:03	0
S807	0.00037	3.4	01Jan2000, 00:03	0
S808	0.00016	0.4	01Jan2000, 00:18	0
S809	0.00092	2.6	01Jan2000, 00:18	0.1
S810	0.00142	4.2	01Jan2000, 00:15	0.1
S811	0.00277	6.7	01Jan2000, 00:15	0.2
S812	0.00792	13.9	01Jan2000, 00:18	0.6
S813	0.00101	2.5	01Jan2000, 00:21	0.1

S605	0.00064	0.5	01Jan2000, 05:00	0.2
S606	0.00149	1.2	01Jan2000, 05:12	0.6
S607	0.00176	1.5	01Jan2000, 05:00	0.7
S608	0.00188	1.6	01Jan2000, 05:00	0.7
S609	0.00032	0.3	01Jan2000, 05:00	0.1
S610	0.00039	0.3	01Jan2000, 05:03	0.1
S611	0.00071	0.6	01Jan2000, 05:00	0.3
S612	0.00031	0.3	01Jan2000, 05:00	0.1
S613	0.00009	0.1	01Jan2000, 05:03	0
S614	0.00238	2	01Jan2000, 05:03	0.9
S615	0.0034	2.8	01Jan2000, 05:03	1.2
S701	0.00185	1.6	01Jan2000, 05:00	0.7
S702	0.00199	1.7	01Jan2000, 05:00	0.7
S703	0.00266	2.2	01Jan2000, 05:00	1
S704	0.00098	0.8	01Jan2000, 05:09	0.3
S705	0.00437	3.6	01Jan2000, 05:00	1.6
S706	0.00027	0.2	01Jan2000, 05:00	0.1
S707	0.00018	0.2	01Jan2000, 05:00	0.1
S708	0.00066	0.6	01Jan2000, 05:00	0.3
S709	0.00843	7	01Jan2000, 05:00	3.1
S710	0.00048	0.4	01Jan2000, 05:09	0.2
S711	0.00033	0.3	01Jan2000, 05:09	0.1
S712	0.00924	7.7	01Jan2000, 05:03	3.4
S713	0.0002	0.2	01Jan2000, 05:06	0.1
S714	0.00944	7.8	01Jan2000, 05:03	3.4
S715	0.00067	0.6	01Jan2000, 05:03	0.2
S716	0.0013	1.1	01Jan2000, 05:06	0.5
S717	0.01074	8.9	01Jan2000, 05:03	3.9
S718	0.00007	0.1	01Jan2000, 05:00	0
S719	0.00039	0.3	01Jan2000, 05:00	0.2
S720	0.01113	9.3	01Jan2000, 05:03	4.1
S721A	0.00008	0.1	01Jan2000, 05:00	0
S722	0.00014	0.1	01Jan2000, 05:00	0.1
S723	0.00126	1.1	01Jan2000, 05:06	0.5
S724	0.01253	10.4	01Jan2000, 05:00	4.6
S726A	0.00251	2.1	01Jan2000, 05:03	0.9
S801	0.00274	2.3	01Jan2000, 05:03	1
S802	0.01527	12.7	01Jan2000, 05:00	5.6
S803	0.00012	0.1	01Jan2000, 04:54	0
S804	0.00127	1.1	01Jan2000, 05:00	0.5
S805	0.01666	13.9	01Jan2000, 05:00	6.1
S806	0.00021	0.2	01Jan2000, 05:00	0.1
S807	0.00037	0.3	01Jan2000, 05:00	0.1
S808	0.00016	0.1	01Jan2000, 05:03	0.1
S809	0.00092	0.8	01Jan2000, 05:00	0.4
S810	0.00142	1.2	01Jan2000, 05:00	0.5
S811	0.00277	2.4	01Jan2000, 05:00	1
S812	0.00792	6.6	01Jan2000, 05:03	2.9
S813	0.00101	0.9	01Jan2000, 05:03	0.4

S814	0.00973	17.5	01Jan2000, 00:18	0.7	S814	0.00973	8.1	01Jan2000, 05:03	3.6
S815	0.02916	55.8	01Jan2000, 00:18	2.2	S815	0.02916	24.4	01Jan2000, 05:00	10.8
S816	0.00094	2.8	01Jan2000, 00:18	0.1	S816	0.00094	0.8	01Jan2000, 05:00	0.4
S817	0.22252	229	01Jan2000, 00:36	17.3	S817	0.22252	182.1	01Jan2000, 05:15	83
S818	0.22274	229.1	01Jan2000, 00:36	17.3	S818	0.22274	182.3	01Jan2000, 05:15	83.1
S819	0.22369	229.8	01Jan2000, 00:36	17.4	S819	0.22369	183	01Jan2000, 05:15	83.5
S820	0.22369	229.8	01Jan2000, 00:36	17.4	S820	0.22369	183	01Jan2000, 05:15	83.5
S821	0.00027	2.6	01Jan2000, 00:03	0	S821	0.00027	0.2	01Jan2000, 05:00	0.1
S822	0.25312	255.1	01Jan2000, 00:33	19.6	S822	0.25312	207.1	01Jan2000, 05:12	94.3
S901	0.00376	20.7	01Jan2000, 00:03	0.3	S901	0.00376	3.2	01Jan2000, 05:00	1.4
1A	0.00357	5.7	01Jan2000, 00:21	0.2	1A	0.00357	2.9	01Jan2000, 05:06	1.2
1B	0.00149	3.9	01Jan2000, 00:18	0.1	1B	0.00149	1.3	01Jan2000, 05:00	0.6
1C	0.00268	7.4	01Jan2000, 00:12	0.2	1C	0.00268	2.3	01Jan2000, 05:00	1
1D	0.00008	0.2	01Jan2000, 00:06	0	1D	0.00008	0.1	01Jan2000, 05:00	0
1E	0.00682	18.3	01Jan2000, 00:12	0.5	1E	0.00682	5.8	01Jan2000, 05:00	2.5
1F	0.00006	0.2	01Jan2000, 00:12	0	1F	0.00006	0.1	01Jan2000, 05:00	0
1G	0.00011	1.2	01Jan2000, 00:03	0	1G	0.00011	0.1	01Jan2000, 04:54	0
1H	0.00004	0.2	01Jan2000, 00:06	0	1H	0.00004	0	01Jan2000, 05:00	0
1I	0.00004	0.4	01Jan2000, 00:03	0	1I	0.00004	0	01Jan2000, 04:54	0
1J	0.00011	0.4	01Jan2000, 00:12	0	1J	0.00011	0.1	01Jan2000, 05:00	0
1K	0.00012	1.3	01Jan2000, 00:03	0	1K	0.00012	0.1	01Jan2000, 04:54	0
1L	0.00007	0.2	01Jan2000, 00:12	0	1L	0.00007	0.1	01Jan2000, 05:00	0
1M	0.00008	0.8	01Jan2000, 00:03	0	1M	0.00008	0.1	01Jan2000, 04:54	0
1N	0.00009	0.4	01Jan2000, 00:09	0	1N	0.00009	0.1	01Jan2000, 05:00	0
1O	0.0001	0.7	01Jan2000, 00:03	0	1O	0.0001	0.1	01Jan2000, 05:00	0
1P	0.00022	1.9	01Jan2000, 00:03	0	1P	0.00022	0.2	01Jan2000, 05:00	0.1
1Q	0.00074	1.6	01Jan2000, 00:09	0	1Q	0.00074	0.6	01Jan2000, 05:00	0.2
1R	0.00055	0.7	01Jan2000, 00:15	0	1R	0.00055	0.4	01Jan2000, 05:03	0.2
1S	0.0005	1.1	01Jan2000, 00:18	0	1S	0.0005	0.4	01Jan2000, 05:03	0.2
10A	0.00054	0.7	01Jan2000, 00:33	0	10A	0.00054	0.4	01Jan2000, 05:15	0.2
10B	0.00085	1.2	01Jan2000, 00:30	0.1	10B	0.00085	0.7	01Jan2000, 05:12	0.3
10C	0.00027	1.1	01Jan2000, 00:12	0	10C	0.00027	0.2	01Jan2000, 05:00	0.1
10D	0.00012	1.1	01Jan2000, 00:03	0	10D	0.00012	0.1	01Jan2000, 05:00	0
10E	0.0001	1	01Jan2000, 00:03	0	10E	0.0001	0.1	01Jan2000, 05:00	0
11A	0.00039	0.8	01Jan2000, 00:21	0	11A	0.00039	0.3	01Jan2000, 05:03	0.1
11AA	0.00014	1.5	01Jan2000, 00:03	0	11AA	0.00014	0.1	01Jan2000, 05:00	0.1
11AA2	0.00008	0.4	01Jan2000, 00:09	0	11AA2	0.00008	0.1	01Jan2000, 05:00	0
11AB	0.00126	2.6	01Jan2000, 00:24	0.1	11AB	0.00126	1.1	01Jan2000, 05:06	0.5
11AC	0.00032	0.8	01Jan2000, 00:21	0	11AC	0.00032	0.3	01Jan2000, 05:03	0.1
11AD	0.00127	4.1	01Jan2000, 00:15	0.1	11AD	0.00127	1.1	01Jan2000, 05:00	0.5
11AD2	0.00012	1.3	01Jan2000, 00:03	0	11AD2	0.00012	0.1	01Jan2000, 04:54	0
11AE	0.00471	8.3	01Jan2000, 00:18	0.4	11AE	0.00471	3.9	01Jan2000, 05:03	1.8
11AF	0.00076	2.2	01Jan2000, 00:18	0.1	11AF	0.00076	0.7	01Jan2000, 05:00	0.3
11AF2	0.00016	0.4	01Jan2000, 00:18	0	11AF2	0.00016	0.1	01Jan2000, 05:03	0.1
11AG	0.00101	3.6	01Jan2000, 00:15	0.1	11AG	0.00101	0.9	01Jan2000, 05:00	0.4
11AH	0.00163	6.7	01Jan2000, 00:12	0.2	11AH	0.00163	1.4	01Jan2000, 05:00	0.6
11AI	0.00094	2.8	01Jan2000, 00:18	0.1	11AI	0.00094	0.8	01Jan2000, 05:00	0.4
11AJ	0.00101	2.5	01Jan2000, 00:21	0.1	11AJ	0.00101	0.9	01Jan2000, 05:03	0.4
11AK	0.0008	1.4	01Jan2000, 00:24	0.1	11AK	0.0008	0.7	01Jan2000, 05:06	0.3

11AL	0.00142	4.2	01Jan2000, 00:15	0.1
11AL2	0.00006	0.6	01Jan2000, 00:03	0
11AM	0.00016	1.4	01Jan2000, 00:03	0
11AN	0.00035	3.5	01Jan2000, 00:03	0
11AO	0.00409	11.4	01Jan2000, 00:18	0.4
11AP	0.00664	9.9	01Jan2000, 00:30	0.5
11AQ	0.00022	0.6	01Jan2000, 00:18	0
11AR	0.00021	2	01Jan2000, 00:03	0
11AS	0.00095	0.8	01Jan2000, 00:42	0.1
11AT	0.00027	2.6	01Jan2000, 00:03	0
11AU	0.00029	1.1	01Jan2000, 00:12	0
11AV	0.00053	5.3	01Jan2000, 00:03	0
11AW	0.00004	0.4	01Jan2000, 00:03	0
11AX	0.00264	5.2	01Jan2000, 00:27	0.2
11AY	0.03839	57.1	01Jan2000, 00:30	2.8
11AZ	0.11465	123.3	01Jan2000, 00:45	9.6
11B	0.00032	1.2	01Jan2000, 00:12	0
11BA	0.04317	42.1	01Jan2000, 00:39	2.8
11C	0.00839	19.8	01Jan2000, 00:18	0.6
11D	0.00089	5.7	01Jan2000, 00:06	0.1
11E	0.00064	1.4	01Jan2000, 00:21	0
11F	0.00229	4.6	01Jan2000, 00:21	0.2
11F2	0.00009	0.2	01Jan2000, 00:18	0
11G	0.00185	4.9	01Jan2000, 00:15	0.1
11H	0.00031	1	01Jan2000, 00:15	0
11I	0.00014	1.5	01Jan2000, 00:03	0
11J	0.00027	0.9	01Jan2000, 00:15	0
11K	0.0004	0.6	01Jan2000, 00:30	0
11L	0.00019	0.5	01Jan2000, 00:18	0
11M	0.00067	0.7	01Jan2000, 00:36	0
11N	0.00073	1.4	01Jan2000, 00:21	0.1
11O	0.00018	0.5	01Jan2000, 00:18	0
11P	0.00098	1.3	01Jan2000, 00:30	0.1
11Q	0.00021	0.8	01Jan2000, 00:15	0
11R	0.00094	1.8	01Jan2000, 00:24	0.1
11S	0.0002	0.5	01Jan2000, 00:21	0
11T	0.00063	1.1	01Jan2000, 00:24	0
11U	0.00048	0.6	01Jan2000, 00:27	0
11U2	0.0002	0.3	01Jan2000, 00:24	0
11V	0.00033	0.5	01Jan2000, 00:27	0
11W	0.00007	0.7	01Jan2000, 00:03	0
11X	0.00321	5.8	01Jan2000, 00:15	0.2
11Y	0.00067	1.4	01Jan2000, 00:21	0.1
11Z	0.00243	4.9	01Jan2000, 00:15	0.2
11Z2	0.00023	0.7	01Jan2000, 00:12	0
2A	0.00113	2.8	01Jan2000, 00:18	0.1
2B	0.00688	12.9	01Jan2000, 00:18	0.4
2C	0.00015	0.4	01Jan2000, 00:15	0
2D	0.00011	1.1	01Jan2000, 00:03	0

11AL	0.00142	1.2	01Jan2000, 05:00	0.5
11AL2	0.00006	0.1	01Jan2000, 04:54	0
11AM	0.00016	0.1	01Jan2000, 05:00	0.1
11AN	0.00035	0.3	01Jan2000, 05:00	0.1
11AO	0.00409	3.5	01Jan2000, 05:03	1.6
11AP	0.00664	5.6	01Jan2000, 05:12	2.5
11AQ	0.00022	0.2	01Jan2000, 05:00	0.1
11AR	0.00021	0.2	01Jan2000, 05:00	0.1
11AS	0.00095	0.7	01Jan2000, 05:24	0.3
11AT	0.00027	0.2	01Jan2000, 05:00	0.1
11AU	0.00029	0.3	01Jan2000, 05:00	0.1
11AV	0.00053	0.5	01Jan2000, 05:00	0.2
11AW	0.00004	0	01Jan2000, 05:00	0
11AX	0.00264	2.3	01Jan2000, 05:06	1
11AY	0.03839	31.9	01Jan2000, 05:09	14.1
11AZ	0.11465	94.7	01Jan2000, 05:24	43.8
11B	0.00032	0.3	01Jan2000, 05:00	0.1
11BA	0.04317	34.5	01Jan2000, 05:18	15.2
11C	0.00839	7	01Jan2000, 05:03	3.1
11D	0.00089	0.8	01Jan2000, 05:00	0.3
11E	0.00064	0.5	01Jan2000, 05:03	0.2
11F	0.00229	1.9	01Jan2000, 05:03	0.8
11F2	0.00009	0.1	01Jan2000, 05:03	0
11G	0.00185	1.6	01Jan2000, 05:00	0.7
11H	0.00031	0.3	01Jan2000, 05:00	0.1
11I	0.00014	0.1	01Jan2000, 04:54	0.1
11J	0.00027	0.2	01Jan2000, 05:00	0.1
11K	0.0004	0.3	01Jan2000, 05:09	0.1
11L	0.00019	0.2	01Jan2000, 05:03	0.1
11M	0.00067	0.5	01Jan2000, 05:18	0.2
11N	0.00073	0.6	01Jan2000, 05:06	0.3
11O	0.00018	0.2	01Jan2000, 05:00	0.1
11P	0.00098	0.8	01Jan2000, 05:09	0.3
11Q	0.00021	0.2	01Jan2000, 05:00	0.1
11R	0.00094	0.8	01Jan2000, 05:06	0.4
11S	0.0002	0.2	01Jan2000, 05:03	0.1
11T	0.00063	0.5	01Jan2000, 05:06	0.2
11U	0.00048	0.4	01Jan2000, 05:09	0.2
11U2	0.0002	0.2	01Jan2000, 05:06	0.1
11V	0.00033	0.3	01Jan2000, 05:09	0.1
11W	0.00007	0.1	01Jan2000, 05:00	0
11X	0.00321	2.7	01Jan2000, 05:03	1.2
11Y	0.00067	0.6	01Jan2000, 05:03	0.2
11Z	0.00243	2	01Jan2000, 05:03	0.9
11Z2	0.00023	0.2	01Jan2000, 05:00	0.1
2A	0.00113	1	01Jan2000, 05:03	0.4
2B	0.00688	5.5	01Jan2000, 05:03	2.3
2C	0.00015	0.1	01Jan2000, 05:00	0.1
2D	0.00011	0.1	01Jan2000, 05:00	0

2E	0.00012	1.1	01Jan2000, 00:03	0
2F	0.00036	3.1	01Jan2000, 00:03	0
2G	0.00065	6	01Jan2000, 00:03	0.1
2H	0.00018	1.9	01Jan2000, 00:03	0
2I	0.00019	0.6	01Jan2000, 00:18	0
2K	0.00045	1.7	01Jan2000, 00:15	0
2L	0.00074	2.3	01Jan2000, 00:15	0.1
2M	0.00004	0.4	01Jan2000, 00:03	0
2N	0.00013	1.1	01Jan2000, 00:03	0
2O	0.00013	1.1	01Jan2000, 00:03	0
2P	0.00035	3.3	01Jan2000, 00:03	0
2Q	0.00015	1.5	01Jan2000, 00:03	0
2R	0.00003	0.3	01Jan2000, 00:03	0
2S	0.00019	2	01Jan2000, 00:03	0
2T	0.00017	1.8	01Jan2000, 00:03	0
2U	0.00035	3.6	01Jan2000, 00:03	0
2V	0.00021	2.2	01Jan2000, 00:03	0
2W	0.00009	0.9	01Jan2000, 00:03	0
3A	0.00017	1.8	01Jan2000, 00:03	0
3B	0.00025	2.6	01Jan2000, 00:03	0
3C	0.00014	1.5	01Jan2000, 00:03	0
3D	0.0005	2.6	01Jan2000, 00:09	0
4A	0.00025	1.4	01Jan2000, 00:09	0
4B	0.00024	2	01Jan2000, 00:03	0
4C	0.00014	1.2	01Jan2000, 00:03	0
4D	0.00007	0.7	01Jan2000, 00:03	0
4E	0.00077	2.5	01Jan2000, 00:15	0.1
4F	0.00017	1.8	01Jan2000, 00:03	0
4G	0.0001	1.1	01Jan2000, 00:03	0
4H	0.00025	2.6	01Jan2000, 00:03	0
4I	0.00084	2.7	01Jan2000, 00:18	0.1
4J	0.00034	2.8	01Jan2000, 00:03	0
4K	0.00017	1.5	01Jan2000, 00:03	0
4L	0.00015	1.2	01Jan2000, 00:03	0
4M	0.00009	0.9	01Jan2000, 00:03	0
4N	0.00154	9.9	01Jan2000, 00:06	0.1
5A	0.00018	1.9	01Jan2000, 00:03	0
5B	0.00173	5.7	01Jan2000, 00:15	0.1
5C	0.00027	2	01Jan2000, 00:06	0
5D	0.00107	2.7	01Jan2000, 00:15	0.1
5D2	0.0002	1	01Jan2000, 00:12	0
5D3	0.00008	0.3	01Jan2000, 00:06	0
5E	0.0005	0.8	01Jan2000, 00:18	0
5F	0.00883	12	01Jan2000, 00:18	0.6
6A	0.00014	1.3	01Jan2000, 00:03	0
6B	0.00405	7.6	01Jan2000, 00:21	0.3
6C	0.00007	0.7	01Jan2000, 00:03	0
6D	0.00021	0.5	01Jan2000, 00:15	0
6E	0.00023	0.7	01Jan2000, 00:15	0

2E	0.00012	0.1	01Jan2000, 05:00	0
2F	0.00036	0.3	01Jan2000, 05:00	0.1
2G	0.00065	0.6	01Jan2000, 05:00	0.3
2H	0.00018	0.2	01Jan2000, 05:00	0.1
2I	0.00019	0.2	01Jan2000, 05:00	0.1
2K	0.00045	0.4	01Jan2000, 05:00	0.2
2L	0.00074	0.6	01Jan2000, 05:00	0.3
2M	0.00004	0	01Jan2000, 05:00	0
2N	0.00013	0.1	01Jan2000, 05:00	0
2O	0.00013	0.1	01Jan2000, 05:00	0
2P	0.00035	0.3	01Jan2000, 05:00	0.1
2Q	0.00015	0.1	01Jan2000, 05:00	0.1
2R	0.00003	0	01Jan2000, 05:00	0
2S	0.00019	0.2	01Jan2000, 05:00	0.1
2T	0.00017	0.1	01Jan2000, 05:00	0.1
2U	0.00035	0.3	01Jan2000, 05:00	0.1
2V	0.00021	0.2	01Jan2000, 05:00	0.1
2W	0.00009	0.1	01Jan2000, 05:00	0
3A	0.00017	0.1	01Jan2000, 05:00	0.1
3B	0.00025	0.2	01Jan2000, 05:00	0.1
3C	0.00014	0.1	01Jan2000, 04:54	0.1
3D	0.0005	0.4	01Jan2000, 05:00	0.2
4A	0.00025	0.2	01Jan2000, 05:00	0.1
4B	0.00024	0.2	01Jan2000, 05:00	0.1
4C	0.00014	0.1	01Jan2000, 05:00	0.1
4D	0.00007	0.1	01Jan2000, 04:54	0
4E	0.00077	0.7	01Jan2000, 05:00	0.3
4F	0.00017	0.1	01Jan2000, 04:54	0.1
4G	0.0001	0.1	01Jan2000, 04:54	0
4H	0.00025	0.2	01Jan2000, 05:00	0.1
4I	0.00084	0.7	01Jan2000, 05:00	0.3
4J	0.00034	0.3	01Jan2000, 05:00	0.1
4K	0.00017	0.1	01Jan2000, 05:00	0.1
4L	0.00015	0.1	01Jan2000, 05:00	0.1
4M	0.00009	0.1	01Jan2000, 05:00	0
4N	0.00154	1.3	01Jan2000, 05:00	0.6
5A	0.00018	0.2	01Jan2000, 05:00	0.1
5B	0.00173	1.5	01Jan2000, 05:00	0.7
5C	0.00027	0.2	01Jan2000, 05:00	0.1
5D	0.00107	0.9	01Jan2000, 05:00	0.4
5D2	0.0002	0.2	01Jan2000, 05:00	0.1
5D3	0.00008	0.1	01Jan2000, 05:00	0
5E	0.0005	0.4	01Jan2000, 05:03	0.2
5F	0.00883	7.1	01Jan2000, 05:06	3.1
6A	0.00014	0.1	01Jan2000, 05:00	0.1
6B	0.00405	3.4	01Jan2000, 05:06	1.5
6C	0.00007	0.1	01Jan2000, 04:54	0
6D	0.00021	0.2	01Jan2000, 05:00	0.1
6E	0.00023	0.2	01Jan2000, 05:00	0.1

6F	0.00018	0.7	01Jan2000, 00:12	0
6G	0.00658	9.4	01Jan2000, 00:15	0.4
6H	0.00019	0.6	01Jan2000, 00:15	0
6I	0.00052	1.1	01Jan2000, 00:15	0
6J	0.00009	0.9	01Jan2000, 00:03	0
6K	0.00006	0.6	01Jan2000, 00:03	0
6L	0.00007	0.7	01Jan2000, 00:03	0
6M	0.00007	0.7	01Jan2000, 00:03	0
6N	0.0001	1.1	01Jan2000, 00:03	0
6O	0.00017	1.7	01Jan2000, 00:03	0
6P	0.00017	1.7	01Jan2000, 00:03	0
6Q	0.00012	1.2	01Jan2000, 00:03	0
6R	0.00009	0.4	01Jan2000, 00:06	0
6S	0.00013	1.3	01Jan2000, 00:03	0
6T	0.00013	1.3	01Jan2000, 00:03	0
7A	0.00269	4.6	01Jan2000, 00:24	0.2
7B	0.00146	3.4	01Jan2000, 00:18	0.1
7C	0.0005	1.1	01Jan2000, 00:15	0
7D	0.00027	0.5	01Jan2000, 00:18	0
7E	0.00023	0.6	01Jan2000, 00:18	0
7F	0.00008	0.7	01Jan2000, 00:06	0
7G	0.00008	0.3	01Jan2000, 00:09	0
7H	0.0002	2.1	01Jan2000, 00:03	0
7I	0.00029	0.6	01Jan2000, 00:12	0
7I2	0.0001	1.1	01Jan2000, 00:03	0
7J	0.00052	0.9	01Jan2000, 00:18	0
7K	0.00855	10.8	01Jan2000, 00:18	0.5
7L	0.00007	0.7	01Jan2000, 00:03	0
7M	0.00012	1.3	01Jan2000, 00:03	0
8A	0.00012	0.4	01Jan2000, 00:12	0
8A2	0.00009	0.9	01Jan2000, 00:03	0
8B	0.00056	0.9	01Jan2000, 00:21	0
8B2	0.00051	1	01Jan2000, 00:18	0
8C	0.00017	1.8	01Jan2000, 00:03	0
8C2	0.00011	1.2	01Jan2000, 00:03	0
8D	0.00066	1.3	01Jan2000, 00:18	0
8D2	0.00034	0.8	01Jan2000, 00:15	0
8E	0.0001	1	01Jan2000, 00:03	0
8F	0.00054	1.4	01Jan2000, 00:18	0
8G	0.00011	1.1	01Jan2000, 00:03	0
8H	0.00047	0.7	01Jan2000, 00:24	0
8I	0.00017	1.6	01Jan2000, 00:03	0
8J	0.00049	1.1	01Jan2000, 00:21	0
8K	0.00025	2.5	01Jan2000, 00:03	0
8L	0.00016	1.6	01Jan2000, 00:03	0
8M	0.00024	0.5	01Jan2000, 00:15	0
9A	0.00196	5	01Jan2000, 00:21	0.2
9B	0.00131	8.7	01Jan2000, 00:03	0.1
9C	0.00016	0.7	01Jan2000, 00:09	0

6F	0.00018	0.2	01Jan2000, 05:00	0.1
6G	0.00658	5.3	01Jan2000, 05:03	2.3
6H	0.00019	0.2	01Jan2000, 05:00	0.1
6I	0.00052	0.4	01Jan2000, 05:03	0.2
6J	0.00009	0.1	01Jan2000, 04:54	0
6K	0.00006	0.1	01Jan2000, 04:54	0
6L	0.00007	0.1	01Jan2000, 04:54	0
6M	0.00007	0.1	01Jan2000, 04:54	0
6N	0.0001	0.1	01Jan2000, 04:54	0
6O	0.00017	0.1	01Jan2000, 05:00	0.1
6P	0.00017	0.1	01Jan2000, 05:00	0.1
6Q	0.00012	0.1	01Jan2000, 05:00	0
6R	0.00009	0.1	01Jan2000, 05:00	0
6S	0.00013	0.1	01Jan2000, 05:00	0.1
6T	0.00013	0.1	01Jan2000, 05:00	0.1
7A	0.00269	2.2	01Jan2000, 05:06	1
7B	0.00146	1.2	01Jan2000, 05:03	0.5
7C	0.0005	0.4	01Jan2000, 05:03	0.2
7D	0.00027	0.2	01Jan2000, 05:03	0.1
7E	0.00023	0.2	01Jan2000, 05:03	0.1
7F	0.00008	0.1	01Jan2000, 04:57	0
7G	0.00008	0.1	01Jan2000, 05:00	0
7H	0.0002	0.2	01Jan2000, 05:00	0.1
7I	0.00029	0.2	01Jan2000, 05:00	0.1
7I2	0.0001	0.1	01Jan2000, 04:54	0
7J	0.00052	0.4	01Jan2000, 05:03	0.2
7K	0.00855	6.8	01Jan2000, 05:06	3
7L	0.00007	0.1	01Jan2000, 05:00	0
7M	0.00012	0.1	01Jan2000, 04:54	0
8A	0.00012	0.1	01Jan2000, 05:00	0
8A2	0.00009	0.1	01Jan2000, 04:54	0
8B	0.00056	0.5	01Jan2000, 05:06	0.2
8B2	0.00051	0.4	01Jan2000, 05:03	0.2
8C	0.00017	0.1	01Jan2000, 05:00	0.1
8C2	0.00011	0.1	01Jan2000, 04:54	0
8D	0.00066	0.5	01Jan2000, 05:03	0.2
8D2	0.00034	0.3	01Jan2000, 05:00	0.1
8E	0.0001	0.1	01Jan2000, 05:00	0
8F	0.00054	0.5	01Jan2000, 05:00	0.2
8G	0.00011	0.1	01Jan2000, 05:00	0
8H	0.00047	0.4	01Jan2000, 05:06	0.2
8I	0.00017	0.1	01Jan2000, 05:00	0.1
8J	0.00049	0.4	01Jan2000, 05:03	0.2
8K	0.00025	0.2	01Jan2000, 05:00	0.1
8L	0.00016	0.1	01Jan2000, 04:54	0.1
8M	0.00024	0.2	01Jan2000, 05:00	0.1
9A	0.00196	1.7	01Jan2000, 05:03	0.8
9B	0.00131	1.1	01Jan2000, 05:00	0.5
9C	0.00016	0.1	01Jan2000, 05:00	0.1

	9C2	0.00012	0.5	01Jan2000, 00:09	0		9C2	0.00012	0.1	01Jan2000, 05:00	0
	9D	0.00014	1.5	01Jan2000, 00:03	0		9D	0.00014	0.1	01Jan2000, 04:54	0.1
	9E	0.0013	4.3	01Jan2000, 00:15	0.1		9E	0.0013	1.1	01Jan2000, 05:00	0.5
	9F	0.00279	19.5	01Jan2000, 00:06	0.2		9F	0.00279	2.4	01Jan2000, 05:00	1.1
	9G	0.00073	1.8	01Jan2000, 00:12	0.1		9G	0.00073	0.6	01Jan2000, 05:00	0.3
	9H	0.00033	1.3	01Jan2000, 00:12	0		9H	0.00033	0.3	01Jan2000, 05:00	0.1
	9I	0.00081	2.3	01Jan2000, 00:15	0.1		9I	0.00081	0.7	01Jan2000, 05:00	0.3
	9J	0.00019	1.6	01Jan2000, 00:03	0		9J	0.00019	0.2	01Jan2000, 05:00	0.1

100YR120HR				
Hydrologic Element	Drainage Area (MI2)	Peak Discharge (CFS)	Time of Peak	Volume (AC-FT)
DEP 1C	0.00268	0.4	05Jan2000, 09:00	1.5
DEP 1E	0.00682	1	05Jan2000, 09:00	3.7
DEP 11AE	0.00471	0.7	05Jan2000, 09:00	2.6
DEP 11Z	0.00243	0.4	05Jan2000, 09:00	1.3
DEP 5F	0.00883	1.3	05Jan2000, 09:00	4.6
DEP 6G	0.00658	1	05Jan2000, 09:00	3.4
DEP 7K	0.00855	1.3	05Jan2000, 09:00	4.4
DET 11X	0.00321	0.5	05Jan2000, 09:00	1.7
EX STR 1	0.00149	0.2	05Jan2000, 09:00	0.8
EX STR 11	0.00004	0	05Jan2000, 09:00	0
EX STR 12	0.00013	0	05Jan2000, 09:00	0.1
EX STR 13	0.00013	0	05Jan2000, 09:00	0.1
EX STR 14	0.00827	1.2	05Jan2000, 09:00	4.2
EX STR 15	0.00842	1.3	05Jan2000, 09:00	4.3
EX STR 16	0.0005	0.1	05Jan2000, 09:00	0.3
EX STR 17	0.00025	0	05Jan2000, 09:00	0.1
EX STR 18	0.00024	0	05Jan2000, 09:00	0.1
EX STR 19	0.00021	0	05Jan2000, 09:00	0.1
EX STR 2	0.00417	0.6	05Jan2000, 09:00	2.3
EX STR 20	0.00007	0	05Jan2000, 06:12	0
EX STR 21	0.00077	0.1	05Jan2000, 09:00	0.4
EX STR 22	0.00317	0.5	05Jan2000, 09:00	1.7
EX STR 23	0.00276	0.4	05Jan2000, 09:00	1.5
EX STR 24	0.0024	0.4	05Jan2000, 09:00	1.3
EX STR 25	0.00231	0.3	05Jan2000, 09:00	1.3
EX STR 27	0.00196	0.3	05Jan2000, 09:00	1.1
EX STR 28	0.0013	0.2	05Jan2000, 09:00	0.7
EX STR 28-2	0.00426	0.6	05Jan2000, 09:00	2.4
EX STR 29	0.001	0.2	05Jan2000, 09:00	0.5
EX STR 3	0.00425	0.6	05Jan2000, 09:00	2.3
EX STR 30	0.00019	0	05Jan2000, 09:00	0.1
EX STR 31	0.00839	1.3	05Jan2000, 09:00	4.5
EX STR 32	0.00992	1.5	05Jan2000, 09:00	5.3
EX STR 32-2	0.01051	1.6	05Jan2000, 09:00	5.6
EX STR 33	0.00064	0.1	05Jan2000, 09:00	0.3
EX STR 34	0.0004	0.1	05Jan2000, 09:00	0.2
EX STR 35	0.00059	0.1	05Jan2000, 09:00	0.3
EX STR 36	0.00094	0.1	05Jan2000, 09:00	0.5
EX STR 37	0.01165	1.8	05Jan2000, 09:00	6.2
EX STR 38	0.00321	0.5	05Jan2000, 09:00	1.7
EX STR 39	0.00101	0.2	05Jan2000, 09:00	0.6
EX STR 4	0.01107	1.7	05Jan2000, 09:00	6
EX STR 40	0.00163	0.2	05Jan2000, 09:00	0.9
EX STR 41	0.00035	0.1	05Jan2000, 09:00	0.2
EX STR 41-2	0.00136	0.2	05Jan2000, 09:00	0.8

100YR15MIN				
Hydrologic Element	Drainage Area (MI2)	Peak Discharge (CFS)	Time of Peak	Volume (AC-FT)
DEP 1C	0.00268	6.1	01Jan2000, 00:15	0.3
DEP 1E	0.00682	9.7	01Jan2000, 00:27	0.7
DEP 11AE	0.00471	7.4	01Jan2000, 00:21	0.5
DEP 11Z	0.00243	4.2	01Jan2000, 00:18	0.2
DEP 5F	0.00883	10.5	01Jan2000, 00:24	0.8
DEP 6G	0.00658	8	01Jan2000, 00:21	0.5
DEP 7K	0.00855	9.6	01Jan2000, 00:24	0.7
DET 11X	0.00321	5	01Jan2000, 00:18	0.3
EX STR 1	0.00149	3.4	01Jan2000, 00:18	0.2
EX STR 11	0.00004	0.2	01Jan2000, 00:03	0
EX STR 12	0.00013	0.8	01Jan2000, 00:03	0
EX STR 13	0.00013	0.7	01Jan2000, 00:06	0
EX STR 14	0.00827	12.5	01Jan2000, 00:21	0.7
EX STR 15	0.00842	12.6	01Jan2000, 00:21	0.7
EX STR 16	0.0005	2.1	01Jan2000, 00:12	0.1
EX STR 17	0.00025	1.2	01Jan2000, 00:09	0
EX STR 18	0.00024	1.4	01Jan2000, 00:06	0
EX STR 19	0.00021	1.4	01Jan2000, 00:03	0
EX STR 2	0.00417	9.4	01Jan2000, 00:18	0.4
EX STR 20	0.00007	0.5	01Jan2000, 00:03	0
EX STR 21	0.00077	2.1	01Jan2000, 00:15	0.1
EX STR 22	0.00317	13.7	01Jan2000, 00:06	0.3
EX STR 23	0.00276	11.3	01Jan2000, 00:06	0.3
EX STR 24	0.0024	9.2	01Jan2000, 00:06	0.3
EX STR 25	0.00231	8.6	01Jan2000, 00:06	0.2
EX STR 27	0.00196	4.5	01Jan2000, 00:21	0.2
EX STR 28	0.0013	3.7	01Jan2000, 00:18	0.1
EX STR 28-2	0.00426	9.9	01Jan2000, 00:18	0.5
EX STR 29	0.001	2.2	01Jan2000, 00:15	0.1
EX STR 3	0.00425	9.4	01Jan2000, 00:18	0.4
EX STR 30	0.00019	1.2	01Jan2000, 00:06	0
EX STR 31	0.00839	17.5	01Jan2000, 00:21	0.8
EX STR 32	0.00992	19.4	01Jan2000, 00:21	1
EX STR 32-2	0.01051	20.2	01Jan2000, 00:21	1
EX STR 33	0.00064	1.2	01Jan2000, 00:21	0.1
EX STR 34	0.0004	0.6	01Jan2000, 00:33	0
EX STR 35	0.00059	0.9	01Jan2000, 00:27	0.1
EX STR 36	0.00094	1.7	01Jan2000, 00:27	0.1
EX STR 37	0.01165	22.2	01Jan2000, 00:21	1.1
EX STR 38	0.00321	5	01Jan2000, 00:18	0.3
EX STR 39	0.00101	3.1	01Jan2000, 00:15	0.1
EX STR 4	0.01107	18	01Jan2000, 00:21	1.1
EX STR 40	0.00163	5.8	01Jan2000, 00:15	0.2
EX STR 41	0.00035	2.5	01Jan2000, 00:03	0
EX STR 41-2	0.00136	3.7	01Jan2000, 00:12	0.2

EX STR 42	0.2003	30.3	05Jan2000, 09:00	108.7	EX STR 42	0.2003	223.6	01Jan2000, 00:45	20.7
EX STR 42-2	0.20166	30.5	05Jan2000, 09:00	109.5	EX STR 42-2	0.20166	224.4	01Jan2000, 00:45	20.9
EX STR 43	0.00664	1	05Jan2000, 09:00	3.6	EX STR 43	0.00664	9.8	01Jan2000, 00:36	0.7
EX STR 43-2	0.22158	33.5	05Jan2000, 09:00	120.3	EX STR 43-2	0.22158	245	01Jan2000, 00:42	22.9
EX STR 44	0.00029	0	05Jan2000, 09:00	0.2	EX STR 44	0.00029	1	01Jan2000, 00:15	0
EX STR 45	0.00053	0.1	05Jan2000, 09:00	0.3	EX STR 45	0.00053	3.7	01Jan2000, 00:03	0.1
EX STR 45-2	0.25394	38.4	05Jan2000, 09:00	137.8	EX STR 45-2	0.25394	276.7	01Jan2000, 00:39	26.2
EX STR 46	0.00004	0	05Jan2000, 09:00	0	EX STR 46	0.00004	0.3	01Jan2000, 00:03	0
EX STR 47	0.00268	0.4	05Jan2000, 09:00	1.5	EX STR 47	0.00268	5	01Jan2000, 00:30	0.3
EX STR 47-2	0.25662	38.8	05Jan2000, 09:00	139.3	EX STR 47-2	0.25662	281.1	01Jan2000, 00:39	26.5
EX STR 48	0.19621	29.7	05Jan2000, 09:00	106.5	EX STR 48	0.19621	219.9	01Jan2000, 00:45	20.2
EX STR 49	0.15782	23.9	05Jan2000, 09:00	85.8	EX STR 49	0.15782	177.2	01Jan2000, 00:48	16.4
EX STR 5	0.00688	1	05Jan2000, 09:00	3.4	EX STR 5	0.00688	11.1	01Jan2000, 00:21	0.5
EX STR 50	0.04317	6.5	05Jan2000, 09:00	22.5	EX STR 50	0.04317	44.7	01Jan2000, 00:45	3.8
EX STR 6	0.00707	1.1	05Jan2000, 09:00	3.5	EX STR 6	0.00707	11.5	01Jan2000, 00:21	0.5
EX STR 7	0.00731	1.1	05Jan2000, 09:00	3.7	EX STR 7	0.00731	11.7	01Jan2000, 00:21	0.6
EX STR 8	0.00756	1.1	05Jan2000, 09:00	3.8	EX STR 8	0.00756	11.9	01Jan2000, 00:21	0.6
EX STR 9	0.00792	1.2	05Jan2000, 09:00	4	EX STR 9	0.00792	12.2	01Jan2000, 00:21	0.6
J-S101	1E-07	0	05Jan2000, 06:39	0	J-S101	1E-07	0	01Jan2000, 00:06	0
J-S601	1E-07	0	05Jan2000, 06:39	0	J-S601	1E-07	0	01Jan2000, 00:06	0
J-S602	1E-07	0	05Jan2000, 06:39	0	J-S602	1E-07	0	01Jan2000, 00:06	0
OUTLET 1 - S122	0.01747	2.6	05Jan2000, 08:57	9.2	OUTLET 1 - S122	0.01747	24.7	01Jan2000, 00:18	1.6
OUTLET 10	0.00188	0.3	05Jan2000, 08:57	1	OUTLET 10	0.00188	2.2	01Jan2000, 00:30	0.2
OUTLET 11	0.25662	38.8	05Jan2000, 08:57	139.3	OUTLET 11	0.25662	281.1	01Jan2000, 00:36	26.5
OUTLET 2 - S205	0.0128	1.9	05Jan2000, 08:57	6.7	OUTLET 2 - S205	0.0128	23.5	01Jan2000, 00:03	1.1
OUTLET 3A - S209	0.00056	0.1	05Jan2000, 08:57	0.3	OUTLET 3A - S209	0.00056	4.2	01Jan2000, 00:00	0.1
OUTLET 3B - S1001	0.0005	0.1	05Jan2000, 08:57	0.3	OUTLET 3B - S1001	0.0005	2.1	01Jan2000, 00:09	0.1
OUTLET 4 - S213	0.00512	0.8	05Jan2000, 08:57	2.8	OUTLET 4 - S213	0.00512	20.5	01Jan2000, 00:03	0.5
OUTLET 5 - S224	0.01286	1.9	05Jan2000, 08:57	6.8	OUTLET 5 - S224	0.01286	18.3	01Jan2000, 00:18	1.2
OUTLET 6	0.01337	2	05Jan2000, 08:57	7	OUTLET 6	0.01337	18.3	01Jan2000, 00:18	1.2
OUTLET 7 - S409	0.01516	2.3	05Jan2000, 08:57	7.9	OUTLET 7 - S409	0.01516	10.9	01Jan2000, 00:45	1.3
OUTLET 8A - S511	0.00485	0.7	05Jan2000, 08:57	2.6	OUTLET 8A - S511	0.00485	9.3	01Jan2000, 00:24	0.5
OUTLET 8B - S528	0.00024	0	05Jan2000, 08:57	0.1	OUTLET 8B - S528	0.00024	0.4	01Jan2000, 00:12	0
OUTLET 9 - S525	0.00984	1.5	05Jan2000, 08:57	5.4	OUTLET 9 - S525	0.00984	8.3	01Jan2000, 00:33	1.1
PIPE DET OUTLET 1	0.00178	0.3	05Jan2000, 09:00	0.9	PIPE DET OUTLET 1	0.00178	0.7	01Jan2000, 00:51	0.1
PIPE DET OUTLET 7	0.01516	2.3	05Jan2000, 09:00	7.9	PIPE DET OUTLET 7	0.01516	10.9	01Jan2000, 00:48	1.4

PIPE DET OUTLET 8	0.00485	0.7	05Jan2000, 09:00	2.6	PIPE DET OUTLET 8	0.00485	9.3	01Jan2000, 00:27	0.5
PIPE DET OUTLET 9	0.00984	1.5	05Jan2000, 09:00	5.4	PIPE DET OUTLET 9	0.00984	8.3	01Jan2000, 00:36	1.1
S1002	0.0046	0.7	05Jan2000, 09:00	2.5	S1002	0.0046	17	01Jan2000, 00:06	0.5
S1003	0.00485	0.7	05Jan2000, 09:00	2.7	S1003	0.00485	18.7	01Jan2000, 00:06	0.5
S1004	0.00074	0.1	05Jan2000, 09:00	0.4	S1004	0.00074	2	01Jan2000, 00:18	0.1
S1005	0.00037	0.1	05Jan2000, 09:00	0.2	S1005	0.00037	1.4	01Jan2000, 00:03	0
S1006	0.00966	1.4	05Jan2000, 09:00	5	S1006	0.00966	16.9	01Jan2000, 00:06	0.8
S1007	0.00966	1.4	05Jan2000, 09:00	5	S1007	0.00966	16.9	01Jan2000, 00:06	0.8
S1008	0.00017	0	05Jan2000, 09:00	0.1	S1008	0.00017	1.3	01Jan2000, 00:03	0
S1009	0.00983	1.5	05Jan2000, 09:00	5.1	S1009	0.00983	18.1	01Jan2000, 00:06	0.9
S101	1E-07	0	05Jan2000, 06:39	0	S101	1E-07	0	01Jan2000, 00:06	0
S1010	0.00045	0.1	05Jan2000, 09:00	0.3	S1010	0.00045	1.4	01Jan2000, 00:15	0.1
S1011	0.01028	1.5	05Jan2000, 09:00	5.3	S1011	0.01028	18.5	01Jan2000, 00:06	0.9
S102	0.00008	0	05Jan2000, 06:12	0	S102	0.00008	0.6	01Jan2000, 00:03	0
S103	0.00015	0	05Jan2000, 08:03	0.1	S103	0.00015	0.6	01Jan2000, 00:03	0
S105	0.00022	0	05Jan2000, 09:00	0.1	S105	0.00022	1.3	01Jan2000, 00:03	0
S106	0.00037	0.1	05Jan2000, 09:00	0.2	S106	0.00037	1.9	01Jan2000, 00:03	0
S107	0.00048	0.1	05Jan2000, 09:00	0.3	S107	0.00048	2.1	01Jan2000, 00:06	0.1
S108	0.00012	0	05Jan2000, 06:12	0.1	S108	0.00012	0.9	01Jan2000, 00:03	0
S109	0.00011	0	05Jan2000, 06:12	0.1	S109	0.00011	0.8	01Jan2000, 00:03	0
S110	0.00074	0.1	05Jan2000, 09:00	0.3	S110	0.00074	1.2	01Jan2000, 00:12	0
S1101	0.00018	0	05Jan2000, 09:00	0.1	S1101	0.00018	1.4	01Jan2000, 00:03	0
S1102	0.00065	0.1	05Jan2000, 09:00	0.4	S1102	0.00065	4.1	01Jan2000, 00:03	0.1
S1103	0.0091	1.4	05Jan2000, 09:00	4.7	S1103	0.0091	14.4	01Jan2000, 00:06	0.8
S111	0.00101	0.1	05Jan2000, 09:00	0.5	S111	0.00101	2.4	01Jan2000, 00:06	0.1
S112	0.0001	0	05Jan2000, 09:00	0.1	S112	0.0001	0.5	01Jan2000, 00:06	0
S113	0.00163	0.2	05Jan2000, 09:00	0.8	S113	0.00163	5.1	01Jan2000, 00:06	0.1
S114	0.00009	0	05Jan2000, 09:00	0	S114	0.00009	0.3	01Jan2000, 00:09	0
S115	0.00178	0.3	05Jan2000, 09:00	0.9	S115	0.00178	5.5	01Jan2000, 00:06	0.2
S116	0.00178	0.3	05Jan2000, 09:00	0.9	S116	0.00178	0.7	01Jan2000, 00:51	0.1
S117	0.00055	0.1	05Jan2000, 09:00	0.3	S117	0.00055	0.6	01Jan2000, 00:18	0
S118	0.01697	2.6	05Jan2000, 09:00	9	S118	0.01697	23.6	01Jan2000, 00:21	1.6
S119	0.0005	0.1	05Jan2000, 09:00	0.3	S119	0.0005	1	01Jan2000, 00:21	0
S120	0.01747	2.6	05Jan2000, 09:00	9.2	S120	0.01747	24.7	01Jan2000, 00:21	1.6
S121	0.01747	2.6	05Jan2000, 09:00	9.2	S121	0.01747	24.7	01Jan2000, 00:21	1.6
S123	0.00021	0	05Jan2000, 09:00	0.1	S123	0.00021	1.6	01Jan2000, 00:03	0
S124	0.00017	0	05Jan2000, 09:00	0.1	S124	0.00017	1.3	01Jan2000, 00:03	0
S201	0.0003	0	05Jan2000, 09:00	0.2	S201	0.0003	2.2	01Jan2000, 00:03	0
S202	0.0003	0	05Jan2000, 09:00	0.2	S202	0.0003	2.2	01Jan2000, 00:03	0
S203	0.00217	0.3	05Jan2000, 09:00	1.2	S203	0.00217	4.7	01Jan2000, 00:21	0.2
S204	0.0128	1.9	05Jan2000, 09:00	6.7	S204	0.0128	23.5	01Jan2000, 00:06	1.2
S206	0.00042	0.1	05Jan2000, 09:00	0.2	S206	0.00042	3.1	01Jan2000, 00:03	0.1
S207	0.00042	0.1	05Jan2000, 09:00	0.2	S207	0.00042	3.1	01Jan2000, 00:03	0.1
S208	0.00056	0.1	05Jan2000, 09:00	0.3	S208	0.00056	4.2	01Jan2000, 00:03	0.1
S210	0.00495	0.8	05Jan2000, 09:00	2.7	S210	0.00495	19.3	01Jan2000, 00:06	0.5
S211	0.00017	0	05Jan2000, 06:12	0.1	S211	0.00017	1.3	01Jan2000, 00:03	0
S212	0.00512	0.8	05Jan2000, 09:00	2.8	S212	0.00512	20.5	01Jan2000, 00:06	0.6

S214	0.00173	0.3	05Jan2000, 09:00	1	S214	0.00173	4.9	01Jan2000, 00:18	0.2
S215	0.00191	0.3	05Jan2000, 09:00	1.1	S215	0.00191	5	01Jan2000, 00:15	0.2
S216A	0.0002	0	05Jan2000, 09:00	0.1	S216A	0.0002	0.8	01Jan2000, 00:12	0
S217A	0.00028	0	05Jan2000, 09:00	0.2	S217A	0.00028	1	01Jan2000, 00:12	0
S218	0.00883	1.3	05Jan2000, 09:00	4.6	S218	0.00883	10.5	01Jan2000, 00:24	0.8
S219	0.00883	1.3	05Jan2000, 09:00	4.6	S219	0.00883	10.5	01Jan2000, 00:24	0.8
S220	0.00933	1.4	05Jan2000, 09:00	4.8	S220	0.00933	11.1	01Jan2000, 00:24	0.8
S221	0.01068	1.6	05Jan2000, 09:00	5.5	S221	0.01068	13.6	01Jan2000, 00:21	0.9
S222	0.01286	1.9	05Jan2000, 09:00	6.8	S222	0.01286	18.3	01Jan2000, 00:21	1.2
S223	0.01286	1.9	05Jan2000, 09:00	6.8	S223	0.01286	18.3	01Jan2000, 00:21	1.2
S225	0.01337	2	05Jan2000, 09:00	7	S225	0.01337	18.3	01Jan2000, 00:21	1.2
S226	0.01337	2	05Jan2000, 09:00	7	S226	0.01337	18.3	01Jan2000, 00:21	1.2
S227	0.00014	0	05Jan2000, 09:00	0.1	S227	0.00014	0.9	01Jan2000, 00:03	0
S228	0.00405	0.6	05Jan2000, 09:00	2.1	S228	0.00405	7	01Jan2000, 00:24	0.4
S229	0.00405	0.6	05Jan2000, 09:00	2.1	S229	0.00405	7	01Jan2000, 00:24	0.4
S230	0.00412	0.6	05Jan2000, 09:00	2.2	S230	0.00412	7.1	01Jan2000, 00:24	0.4
S301	0.0001	0	05Jan2000, 06:12	0.1	S301	0.0001	0.8	01Jan2000, 00:03	0
S302	0.0001	0	05Jan2000, 06:12	0.1	S302	0.0001	0.8	01Jan2000, 00:03	0
S303	0.00017	0	05Jan2000, 09:00	0.1	S303	0.00017	1.2	01Jan2000, 00:03	0
S304	0.00027	0	05Jan2000, 09:00	0.2	S304	0.00027	2	01Jan2000, 00:03	0
S305	0.00009	0	05Jan2000, 06:12	0.1	S305	0.00009	0.7	01Jan2000, 00:03	0
S306	0.00026	0	05Jan2000, 09:00	0.1	S306	0.00026	1.9	01Jan2000, 00:03	0
S307	0.00053	0.1	05Jan2000, 09:00	0.3	S307	0.00053	3.9	01Jan2000, 00:03	0.1
S308	0.00006	0	05Jan2000, 06:12	0	S308	0.00006	0.5	01Jan2000, 00:03	0
S309	0.00018	0	05Jan2000, 09:00	0.1	S309	0.00018	1.3	01Jan2000, 00:03	0
S310	0.00009	0	05Jan2000, 09:00	0	S310	0.00009	0.3	01Jan2000, 00:06	0
S311	0.0008	0.1	05Jan2000, 09:00	0.4	S311	0.0008	5.3	01Jan2000, 00:03	0.1
S312A	0.00021	0	05Jan2000, 09:00	0.1	S312A	0.00021	0.4	01Jan2000, 00:15	0
S313A	0.00044	0.1	05Jan2000, 09:00	0.2	S313A	0.00044	1	01Jan2000, 00:15	0
S314A	0.00062	0.1	05Jan2000, 09:00	0.3	S314A	0.00062	1.5	01Jan2000, 00:15	0.1
S315	0.0072	1.1	05Jan2000, 09:00	3.7	S315	0.0072	9.1	01Jan2000, 00:21	0.6
S316	0.0072	1.1	05Jan2000, 09:00	3.7	S316	0.0072	9.1	01Jan2000, 00:21	0.6
S317	0.00727	1.1	05Jan2000, 09:00	3.7	S317	0.00727	9.2	01Jan2000, 00:21	0.6
S318A	0.00019	0	05Jan2000, 09:00	0.1	S318A	0.00019	0.5	01Jan2000, 00:15	0
S319	0.00071	0.1	05Jan2000, 09:00	0.4	S319	0.00071	1.4	01Jan2000, 00:18	0.1
S320	0.01217	1.8	05Jan2000, 09:00	6.3	S320	0.01217	17.3	01Jan2000, 00:21	1.1
S321	0.00013	0	05Jan2000, 09:00	0.1	S321	0.00013	0.9	01Jan2000, 00:03	0
S322	0.01257	1.9	05Jan2000, 09:00	6.6	S322	0.01257	17.6	01Jan2000, 00:21	1.1
S323	0.01337	2	05Jan2000, 09:00	7	S323	0.01337	18.3	01Jan2000, 00:21	1.2
S324	0.00269	0.4	05Jan2000, 09:00	1.4	S324	0.00269	4.3	01Jan2000, 00:27	0.2
S325	0.00415	0.6	05Jan2000, 09:00	2.2	S325	0.00415	6.8	01Jan2000, 00:21	0.4
S326	0.00012	0	05Jan2000, 06:12	0.1	S326	0.00012	0.9	01Jan2000, 00:03	0
S327	0.00427	0.6	05Jan2000, 09:00	2.3	S327	0.00427	6.9	01Jan2000, 00:21	0.4
S328	0.00477	0.7	05Jan2000, 09:00	2.5	S328	0.00477	7.9	01Jan2000, 00:21	0.4
S329	0.00504	0.8	05Jan2000, 09:00	2.7	S329	0.00504	8.4	01Jan2000, 00:21	0.5
S330	0.00007	0	05Jan2000, 09:00	0	S330	0.00007	0.5	01Jan2000, 00:03	0
S331	0.00534	0.8	05Jan2000, 09:00	2.8	S331	0.00534	9	01Jan2000, 00:21	0.5
S401	0.00008	0	05Jan2000, 06:39	0	S401	0.00008	0.5	01Jan2000, 00:06	0
S402	0.00016	0	05Jan2000, 09:00	0.1	S402	0.00016	0.7	01Jan2000, 00:06	0

S403	0.00045	0.1	05Jan2000, 09:00	0.2	S403	0.00045	1.1	01Jan2000, 00:09	0
S404	0.0002	0	05Jan2000, 09:00	0.1	S404	0.0002	1.5	01Jan2000, 00:03	0
S405	0.0003	0	05Jan2000, 09:00	0.2	S405	0.0003	2.2	01Jan2000, 00:03	0
S406	0.00127	0.2	05Jan2000, 09:00	0.7	S406	0.00127	3.1	01Jan2000, 00:06	0.1
S407	0.01516	2.3	05Jan2000, 09:00	7.9	S407	0.01516	20	01Jan2000, 00:21	1.4
S408	0.01516	2.3	05Jan2000, 09:00	7.9	S408	0.01516	10.9	01Jan2000, 00:48	1.4
S410	0.00056	0.1	05Jan2000, 09:00	0.3	S410	0.00056	0.9	01Jan2000, 00:24	0
S411	0.00107	0.2	05Jan2000, 09:00	0.5	S411	0.00107	1.7	01Jan2000, 00:21	0.1
S412	0.00173	0.3	05Jan2000, 09:00	0.9	S412	0.00173	2.8	01Jan2000, 00:21	0.1
S413	0.00207	0.3	05Jan2000, 09:00	1.1	S413	0.00207	3.5	01Jan2000, 00:21	0.2
S414	0.00218	0.3	05Jan2000, 09:00	1.1	S414	0.00218	3.6	01Jan2000, 00:21	0.2
S415	0.00385	0.6	05Jan2000, 09:00	2	S415	0.00385	6.5	01Jan2000, 00:21	0.3
S416	0.00009	0	05Jan2000, 06:12	0.1	S416	0.00009	0.7	01Jan2000, 00:03	0
S417	0.00009	0	05Jan2000, 06:12	0.1	S417	0.00009	0.7	01Jan2000, 00:03	0
S418	0.00394	0.6	05Jan2000, 09:00	2.1	S418	0.00394	6.6	01Jan2000, 00:21	0.4
S419	0.00012	0	05Jan2000, 09:00	0.1	S419	0.00012	0.4	01Jan2000, 00:12	0
S420	0.00012	0	05Jan2000, 09:00	0.1	S420	0.00012	0.4	01Jan2000, 00:12	0
S421	0.00017	0	05Jan2000, 09:00	0.1	S421	0.00017	1.3	01Jan2000, 00:03	0
S422	0.00038	0.1	05Jan2000, 09:00	0.2	S422	0.00038	2.7	01Jan2000, 00:03	0
S423	0.0005	0.1	05Jan2000, 09:00	0.3	S423	0.0005	2.8	01Jan2000, 00:03	0.1
S501	0.00011	0	05Jan2000, 09:00	0.1	S501	0.00011	0.8	01Jan2000, 00:03	0
S502	0.00049	0.1	05Jan2000, 09:00	0.3	S502	0.00049	1	01Jan2000, 00:21	0.1
S503	0.00066	0.1	05Jan2000, 09:00	0.4	S503	0.00066	1.2	01Jan2000, 00:06	0.1
S504	0.00113	0.2	05Jan2000, 09:00	0.6	S504	0.00113	1.8	01Jan2000, 00:24	0.1
S505	0.00016	0	05Jan2000, 06:36	0.1	S505	0.00016	1.2	01Jan2000, 00:03	0
S506	0.0041	0.6	05Jan2000, 09:00	2.2	S506	0.0041	6.7	01Jan2000, 00:21	0.4
S507	0.00025	0	05Jan2000, 09:00	0.1	S507	0.00025	1.7	01Jan2000, 00:03	0
S508	0.00075	0.1	05Jan2000, 09:00	0.4	S508	0.00075	4.5	01Jan2000, 00:03	0.1
S509	0.00485	0.7	05Jan2000, 09:00	2.6	S509	0.00485	8.6	01Jan2000, 00:06	0.5
S510	0.00485	0.7	05Jan2000, 09:00	2.6	S510	0.00485	9.3	01Jan2000, 00:27	0.5
S512	0.00073	0.1	05Jan2000, 09:00	0.4	S512	0.00073	1.5	01Jan2000, 00:15	0.1
S513	0.00279	0.4	05Jan2000, 09:00	1.6	S513	0.00279	14.9	01Jan2000, 00:06	0.3
S514	0.00705	1.1	05Jan2000, 09:00	3.9	S514	0.00705	18.3	01Jan2000, 00:09	0.8
S515	0.00836	1.3	05Jan2000, 09:00	4.6	S515	0.00836	24.4	01Jan2000, 00:06	0.9
S516	0.00921	1.4	05Jan2000, 09:00	5.1	S516	0.00921	25.3	01Jan2000, 00:06	1
S517	0.00937	1.4	05Jan2000, 09:00	5.1	S517	0.00937	25.7	01Jan2000, 00:06	1
S518	0.00033	0.1	05Jan2000, 09:00	0.2	S518	0.00033	1.1	01Jan2000, 00:15	0
S519	0.00033	0.1	05Jan2000, 09:00	0.2	S519	0.00033	1.1	01Jan2000, 00:15	0
S520	0.00014	0	05Jan2000, 06:12	0.1	S520	0.00014	1.1	01Jan2000, 00:03	0
S521	0.00047	0.1	05Jan2000, 09:00	0.3	S521	0.00047	1.4	01Jan2000, 00:12	0.1
S522	0.00047	0.1	05Jan2000, 09:00	0.3	S522	0.00047	1.4	01Jan2000, 00:12	0.1
S523	0.00984	1.5	05Jan2000, 09:00	5.4	S523	0.00984	27	01Jan2000, 00:06	1.1
S524	0.00984	1.5	05Jan2000, 09:00	5.4	S524	0.00984	8.3	01Jan2000, 00:36	1.1
S526	0.00024	0	05Jan2000, 09:00	0.1	S526	0.00024	0.4	01Jan2000, 00:15	0
S527	0.00024	0	05Jan2000, 09:00	0.1	S527	0.00024	0.4	01Jan2000, 00:15	0
S601	1E-07	0	05Jan2000, 06:39	0	S601	1E-07	0	01Jan2000, 00:06	0
S602	1E-07	0	05Jan2000, 06:39	0	S602	1E-07	0	01Jan2000, 00:06	0
S603	1E-07	0	05Jan2000, 06:39	0	S603	1E-07	0	01Jan2000, 00:06	0
S604	0.0001	0	05Jan2000, 09:00	0.1	S604	0.0001	0.7	01Jan2000, 00:03	0

S605	0.00064	0.1	05Jan2000, 09:00	0.3	S605	0.00064	0.8	01Jan2000, 00:03	0.1
S606	0.00149	0.2	05Jan2000, 09:00	0.8	S606	0.00149	1.9	01Jan2000, 00:36	0.2
S607	0.00176	0.3	05Jan2000, 09:00	1	S607	0.00176	2.2	01Jan2000, 00:33	0.2
S608	0.00188	0.3	05Jan2000, 09:00	1	S608	0.00188	2.2	01Jan2000, 00:33	0.2
S609	0.00032	0	05Jan2000, 09:00	0.2	S609	0.00032	1	01Jan2000, 00:15	0
S610	0.00039	0.1	05Jan2000, 09:00	0.2	S610	0.00039	0.8	01Jan2000, 00:24	0
S611	0.00071	0.1	05Jan2000, 09:00	0.4	S611	0.00071	1.5	01Jan2000, 00:15	0.1
S612	0.00031	0	05Jan2000, 09:00	0.2	S612	0.00031	0.9	01Jan2000, 00:18	0
S613	0.00009	0	05Jan2000, 09:00	0	S613	0.00009	0.2	01Jan2000, 00:21	0
S614	0.00238	0.4	05Jan2000, 09:00	1.3	S614	0.00238	4.3	01Jan2000, 00:21	0.2
S615	0.0034	0.5	05Jan2000, 09:00	1.8	S615	0.0034	6.5	01Jan2000, 00:21	0.3
S701	0.00185	0.3	05Jan2000, 09:00	1	S701	0.00185	4.2	01Jan2000, 00:18	0.2
S702	0.00199	0.3	05Jan2000, 09:00	1.1	S702	0.00199	4.3	01Jan2000, 00:18	0.2
S703	0.00266	0.4	05Jan2000, 09:00	1.4	S703	0.00266	4.5	01Jan2000, 00:18	0.3
S704	0.00098	0.1	05Jan2000, 09:00	0.5	S704	0.00098	1.3	01Jan2000, 00:33	0.1
S705	0.00437	0.7	05Jan2000, 09:00	2.3	S705	0.00437	6.5	01Jan2000, 00:21	0.4
S706	0.00027	0	05Jan2000, 09:00	0.1	S706	0.00027	0.7	01Jan2000, 00:15	0
S707	0.00018	0	05Jan2000, 09:00	0.1	S707	0.00018	0.5	01Jan2000, 00:18	0
S708	0.00066	0.1	05Jan2000, 09:00	0.4	S708	0.00066	1.8	01Jan2000, 00:15	0.1
S709	0.00843	1.3	05Jan2000, 09:00	4.5	S709	0.00843	14.6	01Jan2000, 00:21	0.8
S710	0.00048	0.1	05Jan2000, 09:00	0.2	S710	0.00048	0.5	01Jan2000, 00:33	0
S711	0.00033	0.1	05Jan2000, 09:00	0.2	S711	0.00033	0.5	01Jan2000, 00:33	0
S712	0.00924	1.4	05Jan2000, 09:00	4.9	S712	0.00924	15.4	01Jan2000, 00:21	0.9
S713	0.0002	0	05Jan2000, 09:00	0.1	S713	0.0002	0.3	01Jan2000, 00:27	0
S714	0.00944	1.4	05Jan2000, 09:00	5	S714	0.00944	15.7	01Jan2000, 00:21	0.9
S715	0.00067	0.1	05Jan2000, 09:00	0.4	S715	0.00067	1.3	01Jan2000, 00:24	0.1
S716	0.0013	0.2	05Jan2000, 09:00	0.7	S716	0.0013	2.3	01Jan2000, 00:27	0.1
S717	0.01074	1.6	05Jan2000, 09:00	5.7	S717	0.01074	17.8	01Jan2000, 00:21	1
S718	0.00007	0	05Jan2000, 09:00	0	S718	0.00007	0.5	01Jan2000, 00:03	0
S719	0.00039	0.1	05Jan2000, 09:00	0.2	S719	0.00039	0.8	01Jan2000, 00:24	0
S720	0.01113	1.7	05Jan2000, 09:00	5.9	S720	0.01113	18.5	01Jan2000, 00:21	1.1
S721A	0.00008	0	05Jan2000, 09:00	0	S721A	0.00008	0.3	01Jan2000, 00:09	0
S722	0.00014	0	05Jan2000, 09:00	0.1	S722	0.00014	1.1	01Jan2000, 00:03	0
S723	0.00126	0.2	05Jan2000, 09:00	0.7	S723	0.00126	2.4	01Jan2000, 00:27	0.1
S724	0.01253	1.9	05Jan2000, 09:00	6.7	S724	0.01253	20.9	01Jan2000, 00:21	1.2
S726A	0.00251	0.4	05Jan2000, 09:00	1.3	S726A	0.00251	4.3	01Jan2000, 00:18	0.2
S801	0.00274	0.4	05Jan2000, 09:00	1.5	S801	0.00274	4.8	01Jan2000, 00:18	0.3
S802	0.01527	2.3	05Jan2000, 09:00	8.2	S802	0.01527	25.3	01Jan2000, 00:21	1.5
S803	0.00012	0	05Jan2000, 06:12	0.1	S803	0.00012	0.9	01Jan2000, 00:03	0
S804	0.00127	0.2	05Jan2000, 09:00	0.7	S804	0.00127	3.6	01Jan2000, 00:18	0.1
S805	0.01666	2.5	05Jan2000, 09:00	9	S805	0.01666	28.8	01Jan2000, 00:21	1.7
S806	0.00021	0	05Jan2000, 09:00	0.1	S806	0.00021	1.4	01Jan2000, 00:03	0
S807	0.00037	0.1	05Jan2000, 09:00	0.2	S807	0.00037	2.3	01Jan2000, 00:03	0
S808	0.00016	0	05Jan2000, 09:00	0.1	S808	0.00016	0.4	01Jan2000, 00:21	0
S809	0.00092	0.1	05Jan2000, 09:00	0.5	S809	0.00092	2.3	01Jan2000, 00:18	0.1
S810	0.00142	0.2	05Jan2000, 09:00	0.8	S810	0.00142	3.6	01Jan2000, 00:18	0.1
S811	0.00277	0.4	05Jan2000, 09:00	1.5	S811	0.00277	6.1	01Jan2000, 00:15	0.3
S812	0.00792	1.2	05Jan2000, 09:00	4.3	S812	0.00792	12.3	01Jan2000, 00:18	0.8
S813	0.00101	0.2	05Jan2000, 09:00	0.6	S813	0.00101	2.3	01Jan2000, 00:21	0.1

S814	0.00973	1.5	05Jan2000, 09:00	5.3	S814	0.00973	15.6	01Jan2000, 00:21	1
S815	0.02916	4.4	05Jan2000, 09:00	15.7	S815	0.02916	50.3	01Jan2000, 00:21	2.9
S816	0.00094	0.1	05Jan2000, 09:00	0.5	S816	0.00094	2.5	01Jan2000, 00:21	0.1
S817	0.22252	33.6	05Jan2000, 09:00	120.8	S817	0.22252	246	01Jan2000, 00:42	23
S818	0.22274	33.7	05Jan2000, 09:00	120.9	S818	0.22274	246.2	01Jan2000, 00:42	23.1
S819	0.22369	33.8	05Jan2000, 09:00	121.4	S819	0.22369	247	01Jan2000, 00:42	23.1
S820	0.22369	33.8	05Jan2000, 09:00	121.4	S820	0.22369	247	01Jan2000, 00:42	23.1
S821	0.00027	0	05Jan2000, 09:00	0.2	S821	0.00027	1.8	01Jan2000, 00:03	0
S822	0.25312	38.3	05Jan2000, 09:00	137.3	S822	0.25312	276.2	01Jan2000, 00:39	26.1
S901	0.00376	0.6	05Jan2000, 09:00	2.1	S901	0.00376	16.5	01Jan2000, 00:06	0.4
1A	0.00357	0.5	05Jan2000, 09:00	1.8	1A	0.00357	5.3	01Jan2000, 00:27	0.3
1B	0.00149	0.2	05Jan2000, 09:00	0.8	1B	0.00149	3.4	01Jan2000, 00:18	0.2
1C	0.00268	0.4	05Jan2000, 09:00	1.5	1C	0.00268	6.2	01Jan2000, 00:15	0.3
1D	0.00008	0	05Jan2000, 09:00	0	1D	0.00008	0.1	01Jan2000, 00:09	0
1E	0.00682	1	05Jan2000, 09:00	3.7	1E	0.00682	15	01Jan2000, 00:15	0.7
1F	0.00006	0	05Jan2000, 08:09	0	1F	0.00006	0.2	01Jan2000, 00:15	0
1G	0.00011	0	05Jan2000, 06:12	0.1	1G	0.00011	0.8	01Jan2000, 00:03	0
1H	0.00004	0	05Jan2000, 08:06	0	1H	0.00004	0.2	01Jan2000, 00:09	0
1I	0.00004	0	05Jan2000, 06:12	0	1I	0.00004	0.3	01Jan2000, 00:03	0
1J	0.00011	0	05Jan2000, 08:09	0.1	1J	0.00011	0.3	01Jan2000, 00:12	0
1K	0.00012	0	05Jan2000, 06:12	0.1	1K	0.00012	0.9	01Jan2000, 00:03	0
1L	0.00007	0	05Jan2000, 08:09	0	1L	0.00007	0.2	01Jan2000, 00:15	0
1M	0.00008	0	05Jan2000, 06:12	0	1M	0.00008	0.6	01Jan2000, 00:03	0
1N	0.00009	0	05Jan2000, 09:00	0	1N	0.00009	0.3	01Jan2000, 00:09	0
1O	0.0001	0	05Jan2000, 09:00	0.1	1O	0.0001	0.5	01Jan2000, 00:06	0
1P	0.00022	0	05Jan2000, 09:00	0.1	1P	0.00022	1.3	01Jan2000, 00:03	0
1Q	0.00074	0.1	05Jan2000, 09:00	0.3	1Q	0.00074	1.2	01Jan2000, 00:12	0
1R	0.00055	0.1	05Jan2000, 09:00	0.3	1R	0.00055	0.6	01Jan2000, 00:18	0
1S	0.0005	0.1	05Jan2000, 09:00	0.3	1S	0.0005	1	01Jan2000, 00:21	0
10A	0.00054	0.1	05Jan2000, 09:00	0.3	10A	0.00054	0.7	01Jan2000, 00:39	0.1
10B	0.00085	0.1	05Jan2000, 09:00	0.5	10B	0.00085	1.2	01Jan2000, 00:36	0.1
10C	0.00027	0	05Jan2000, 09:00	0.1	10C	0.00027	0.9	01Jan2000, 00:12	0
10D	0.00012	0	05Jan2000, 09:00	0.1	10D	0.00012	0.8	01Jan2000, 00:03	0
10E	0.0001	0	05Jan2000, 09:00	0.1	10E	0.0001	0.7	01Jan2000, 00:03	0
11A	0.00039	0.1	05Jan2000, 09:00	0.2	11A	0.00039	0.8	01Jan2000, 00:24	0
11AA	0.00014	0	05Jan2000, 09:00	0.1	11AA	0.00014	1.1	01Jan2000, 00:03	0
11AA2	0.00008	0	05Jan2000, 09:00	0	11AA2	0.00008	0.3	01Jan2000, 00:09	0
11AB	0.00126	0.2	05Jan2000, 09:00	0.7	11AB	0.00126	2.4	01Jan2000, 00:27	0.1
11AC	0.00032	0	05Jan2000, 09:00	0.2	11AC	0.00032	0.7	01Jan2000, 00:24	0
11AD	0.00127	0.2	05Jan2000, 09:00	0.7	11AD	0.00127	3.6	01Jan2000, 00:18	0.1
11AD2	0.00012	0	05Jan2000, 06:12	0.1	11AD2	0.00012	0.9	01Jan2000, 00:03	0
11AE	0.00471	0.7	05Jan2000, 09:00	2.6	11AE	0.00471	7.3	01Jan2000, 00:21	0.5
11AF	0.00076	0.1	05Jan2000, 09:00	0.4	11AF	0.00076	1.9	01Jan2000, 00:18	0.1
11AF2	0.00016	0	05Jan2000, 09:00	0.1	11AF2	0.00016	0.4	01Jan2000, 00:21	0
11AG	0.00101	0.2	05Jan2000, 09:00	0.6	11AG	0.00101	3.1	01Jan2000, 00:15	0.1
11AH	0.00163	0.2	05Jan2000, 09:00	0.9	11AH	0.00163	5.8	01Jan2000, 00:15	0.2
11AI	0.00094	0.1	05Jan2000, 09:00	0.5	11AI	0.00094	2.5	01Jan2000, 00:21	0.1
11AJ	0.00101	0.2	05Jan2000, 09:00	0.6	11AJ	0.00101	2.3	01Jan2000, 00:21	0.1
11AK	0.0008	0.1	05Jan2000, 09:00	0.4	11AK	0.0008	1.3	01Jan2000, 00:27	0.1

11AL	0.00142	0.2	05Jan2000, 09:00	0.8	11AL	0.00142	3.6	01Jan2000, 00:18	0.1
11AL2	0.00006	0	05Jan2000, 06:12	0	11AL2	0.00006	0.5	01Jan2000, 00:03	0
11AM	0.00016	0	05Jan2000, 09:00	0.1	11AM	0.00016	0.9	01Jan2000, 00:03	0
11AN	0.00035	0.1	05Jan2000, 09:00	0.2	11AN	0.00035	2.5	01Jan2000, 00:03	0
11AO	0.00409	0.6	05Jan2000, 09:00	2.3	11AO	0.00409	10.3	01Jan2000, 00:21	0.5
11AP	0.00664	1	05Jan2000, 09:00	3.6	11AP	0.00664	9.8	01Jan2000, 00:36	0.7
11AQ	0.00022	0	05Jan2000, 09:00	0.1	11AQ	0.00022	0.5	01Jan2000, 00:18	0
11AR	0.00021	0	05Jan2000, 09:00	0.1	11AR	0.00021	1.4	01Jan2000, 00:03	0
11AS	0.00095	0.1	05Jan2000, 09:03	0.5	11AS	0.00095	0.8	01Jan2000, 00:51	0.1
11AT	0.00027	0	05Jan2000, 09:00	0.2	11AT	0.00027	1.8	01Jan2000, 00:03	0
11AU	0.00029	0	05Jan2000, 09:00	0.2	11AU	0.00029	1	01Jan2000, 00:15	0
11AV	0.00053	0.1	05Jan2000, 09:00	0.3	11AV	0.00053	3.7	01Jan2000, 00:03	0.1
11AW	0.00004	0	05Jan2000, 09:00	0	11AW	0.00004	0.3	01Jan2000, 00:03	0
11AX	0.00264	0.4	05Jan2000, 09:00	1.5	11AX	0.00264	5	01Jan2000, 00:30	0.3
11AY	0.03839	5.8	05Jan2000, 09:00	20.6	11AY	0.03839	56.1	01Jan2000, 00:33	3.8
11AZ	0.11465	17.4	05Jan2000, 09:00	63.3	11AZ	0.11465	133.3	01Jan2000, 00:51	12.6
11B	0.00032	0	05Jan2000, 09:00	0.2	11B	0.00032	1	01Jan2000, 00:15	0
11BA	0.04317	6.5	05Jan2000, 09:00	22.5	11BA	0.04317	44.7	01Jan2000, 00:45	3.8
11C	0.00839	1.3	05Jan2000, 09:00	4.5	11C	0.00839	17.5	01Jan2000, 00:21	0.8
11D	0.00089	0.1	05Jan2000, 09:00	0.5	11D	0.00089	4.5	01Jan2000, 00:06	0.1
11E	0.00064	0.1	05Jan2000, 09:00	0.3	11E	0.00064	1.2	01Jan2000, 00:21	0.1
11F	0.00229	0.3	05Jan2000, 09:00	1.2	11F	0.00229	4.2	01Jan2000, 00:21	0.2
11F2	0.00009	0	05Jan2000, 09:00	0	11F2	0.00009	0.2	01Jan2000, 00:21	0
11G	0.00185	0.3	05Jan2000, 09:00	1	11G	0.00185	4.2	01Jan2000, 00:18	0.2
11H	0.00031	0	05Jan2000, 09:00	0.2	11H	0.00031	0.9	01Jan2000, 00:18	0
11I	0.00014	0	05Jan2000, 06:12	0.1	11I	0.00014	1.1	01Jan2000, 00:03	0
11J	0.00027	0	05Jan2000, 09:00	0.1	11J	0.00027	0.7	01Jan2000, 00:15	0
11K	0.0004	0.1	05Jan2000, 09:00	0.2	11K	0.0004	0.6	01Jan2000, 00:33	0
11L	0.00019	0	05Jan2000, 09:00	0.1	11L	0.00019	0.4	01Jan2000, 00:21	0
11M	0.00067	0.1	05Jan2000, 09:00	0.3	11M	0.00067	0.7	01Jan2000, 00:45	0.1
11N	0.00073	0.1	05Jan2000, 09:00	0.4	11N	0.00073	1.3	01Jan2000, 00:24	0.1
11O	0.00018	0	05Jan2000, 09:00	0.1	11O	0.00018	0.5	01Jan2000, 00:18	0
11P	0.00098	0.1	05Jan2000, 09:00	0.5	11P	0.00098	1.3	01Jan2000, 00:33	0.1
11Q	0.00021	0	05Jan2000, 09:00	0.1	11Q	0.00021	0.7	01Jan2000, 00:15	0
11R	0.00094	0.1	05Jan2000, 09:00	0.5	11R	0.00094	1.7	01Jan2000, 00:27	0.1
11S	0.0002	0	05Jan2000, 09:00	0.1	11S	0.0002	0.4	01Jan2000, 00:24	0
11T	0.00063	0.1	05Jan2000, 09:00	0.3	11T	0.00063	1	01Jan2000, 00:27	0.1
11U	0.00048	0.1	05Jan2000, 09:00	0.2	11U	0.00048	0.5	01Jan2000, 00:33	0
11U2	0.0002	0	05Jan2000, 09:00	0.1	11U2	0.0002	0.3	01Jan2000, 00:27	0
11V	0.00033	0.1	05Jan2000, 09:00	0.2	11V	0.00033	0.5	01Jan2000, 00:33	0
11W	0.00007	0	05Jan2000, 09:00	0	11W	0.00007	0.5	01Jan2000, 00:03	0
11X	0.00321	0.5	05Jan2000, 09:00	1.7	11X	0.00321	5	01Jan2000, 00:18	0.3
11Y	0.00067	0.1	05Jan2000, 09:00	0.4	11Y	0.00067	1.3	01Jan2000, 00:24	0.1
11Z	0.00243	0.4	05Jan2000, 09:00	1.3	11Z	0.00243	4.2	01Jan2000, 00:18	0.2
11Z2	0.00023	0	05Jan2000, 09:00	0.1	11Z2	0.00023	0.6	01Jan2000, 00:15	0
2A	0.00113	0.2	05Jan2000, 09:00	0.6	2A	0.00113	2.5	01Jan2000, 00:21	0.1
2B	0.00688	1	05Jan2000, 09:00	3.4	2B	0.00688	11.1	01Jan2000, 00:21	0.5
2C	0.00015	0	05Jan2000, 09:00	0.1	2C	0.00015	0.4	01Jan2000, 00:15	0
2D	0.00011	0	05Jan2000, 09:00	0.1	2D	0.00011	0.7	01Jan2000, 00:03	0

2E	0.00012	0	05Jan2000, 09:00	0.1	2E	0.00012	0.8	01Jan2000, 00:03	0
2F	0.00036	0.1	05Jan2000, 09:00	0.2	2F	0.00036	2.2	01Jan2000, 00:03	0
2G	0.00065	0.1	05Jan2000, 09:00	0.4	2G	0.00065	4.1	01Jan2000, 00:03	0.1
2H	0.00018	0	05Jan2000, 09:00	0.1	2H	0.00018	1.4	01Jan2000, 00:03	0
2I	0.00019	0	05Jan2000, 09:00	0.1	2I	0.00019	0.5	01Jan2000, 00:18	0
2K	0.00045	0.1	05Jan2000, 09:00	0.3	2K	0.00045	1.4	01Jan2000, 00:15	0.1
2L	0.00074	0.1	05Jan2000, 09:00	0.4	2L	0.00074	2	01Jan2000, 00:18	0.1
2M	0.00004	0	05Jan2000, 09:00	0	2M	0.00004	0.2	01Jan2000, 00:03	0
2N	0.00013	0	05Jan2000, 09:00	0.1	2N	0.00013	0.8	01Jan2000, 00:03	0
2O	0.00013	0	05Jan2000, 09:00	0.1	2O	0.00013	0.7	01Jan2000, 00:06	0
2P	0.00035	0.1	05Jan2000, 09:00	0.2	2P	0.00035	2.3	01Jan2000, 00:03	0
2Q	0.00015	0	05Jan2000, 09:00	0.1	2Q	0.00015	1	01Jan2000, 00:03	0
2R	0.00003	0	05Jan2000, 09:00	0	2R	0.00003	0.2	01Jan2000, 00:03	0
2S	0.00019	0	05Jan2000, 09:00	0.1	2S	0.00019	1.4	01Jan2000, 00:03	0
2T	0.00017	0	05Jan2000, 09:00	0.1	2T	0.00017	1.3	01Jan2000, 00:03	0
2U	0.00035	0.1	05Jan2000, 09:00	0.2	2U	0.00035	2.6	01Jan2000, 00:03	0
2V	0.00021	0	05Jan2000, 09:00	0.1	2V	0.00021	1.6	01Jan2000, 00:03	0
2W	0.00009	0	05Jan2000, 09:00	0.1	2W	0.00009	0.6	01Jan2000, 00:03	0
3A	0.00017	0	05Jan2000, 09:00	0.1	3A	0.00017	1.3	01Jan2000, 00:03	0
3B	0.00025	0	05Jan2000, 09:00	0.1	3B	0.00025	1.9	01Jan2000, 00:03	0
3C	0.00014	0	05Jan2000, 06:12	0.1	3C	0.00014	1.1	01Jan2000, 00:03	0
3D	0.0005	0.1	05Jan2000, 09:00	0.3	3D	0.0005	2.1	01Jan2000, 00:12	0.1
4A	0.00025	0	05Jan2000, 09:00	0.1	4A	0.00025	1.2	01Jan2000, 00:09	0
4B	0.00024	0	05Jan2000, 09:00	0.1	4B	0.00024	1.4	01Jan2000, 00:06	0
4C	0.00014	0	05Jan2000, 09:00	0.1	4C	0.00014	0.8	01Jan2000, 00:03	0
4D	0.00007	0	05Jan2000, 06:12	0	4D	0.00007	0.5	01Jan2000, 00:03	0
4E	0.00077	0.1	05Jan2000, 09:00	0.4	4E	0.00077	2.1	01Jan2000, 00:15	0.1
4F	0.00017	0	05Jan2000, 06:12	0.1	4F	0.00017	1.3	01Jan2000, 00:03	0
4G	0.0001	0	05Jan2000, 06:12	0.1	4G	0.0001	0.8	01Jan2000, 00:03	0
4H	0.00025	0	05Jan2000, 09:00	0.1	4H	0.00025	1.9	01Jan2000, 00:03	0
4I	0.00084	0.1	05Jan2000, 09:00	0.5	4I	0.00084	2.4	01Jan2000, 00:18	0.1
4J	0.00034	0.1	05Jan2000, 09:00	0.2	4J	0.00034	1.9	01Jan2000, 00:06	0
4K	0.00017	0	05Jan2000, 09:00	0.1	4K	0.00017	1	01Jan2000, 00:03	0
4L	0.00015	0	05Jan2000, 09:00	0.1	4L	0.00015	0.8	01Jan2000, 00:06	0
4M	0.00009	0	05Jan2000, 09:00	0.1	4M	0.00009	0.7	01Jan2000, 00:03	0
4N	0.00154	0.2	05Jan2000, 09:00	0.8	4N	0.00154	8.1	01Jan2000, 00:06	0.2
5A	0.00018	0	05Jan2000, 09:00	0.1	5A	0.00018	1.3	01Jan2000, 00:03	0
5B	0.00173	0.3	05Jan2000, 09:00	1	5B	0.00173	4.9	01Jan2000, 00:18	0.2
5C	0.00027	0	05Jan2000, 09:00	0.2	5C	0.00027	1.6	01Jan2000, 00:06	0
5D	0.00107	0.2	05Jan2000, 09:00	0.6	5D	0.00107	2.4	01Jan2000, 00:18	0.1
5D2	0.0002	0	05Jan2000, 09:00	0.1	5D2	0.0002	0.8	01Jan2000, 00:12	0
5D3	0.00008	0	05Jan2000, 09:00	0	5D3	0.00008	0.2	01Jan2000, 00:09	0
5E	0.0005	0.1	05Jan2000, 09:00	0.2	5E	0.0005	0.7	01Jan2000, 00:21	0
5F	0.00883	1.3	05Jan2000, 09:00	4.6	5F	0.00883	10.6	01Jan2000, 00:21	0.8
6A	0.00014	0	05Jan2000, 09:00	0.1	6A	0.00014	0.9	01Jan2000, 00:03	0
6B	0.00405	0.6	05Jan2000, 09:00	2.1	6B	0.00405	7	01Jan2000, 00:24	0.4
6C	0.00007	0	05Jan2000, 06:12	0	6C	0.00007	0.5	01Jan2000, 00:03	0
6D	0.00021	0	05Jan2000, 09:00	0.1	6D	0.00021	0.4	01Jan2000, 00:15	0
6E	0.00023	0	05Jan2000, 09:00	0.1	6E	0.00023	0.6	01Jan2000, 00:18	0

6F	0.00018	0	05Jan2000, 09:00	0.1	6F	0.00018	0.6	01Jan2000, 00:12	0
6G	0.00658	1	05Jan2000, 09:00	3.4	6G	0.00658	8.3	01Jan2000, 00:18	0.5
6H	0.00019	0	05Jan2000, 09:00	0.1	6H	0.00019	0.5	01Jan2000, 00:15	0
6I	0.00052	0.1	05Jan2000, 09:00	0.3	6I	0.00052	0.9	01Jan2000, 00:18	0
6J	0.00009	0	05Jan2000, 06:12	0.1	6J	0.00009	0.7	01Jan2000, 00:03	0
6K	0.00006	0	05Jan2000, 06:12	0	6K	0.00006	0.5	01Jan2000, 00:03	0
6L	0.00007	0	05Jan2000, 06:12	0	6L	0.00007	0.5	01Jan2000, 00:03	0
6M	0.00007	0	05Jan2000, 06:12	0	6M	0.00007	0.5	01Jan2000, 00:03	0
6N	0.0001	0	05Jan2000, 06:12	0.1	6N	0.0001	0.8	01Jan2000, 00:03	0
6O	0.00017	0	05Jan2000, 09:00	0.1	6O	0.00017	1.2	01Jan2000, 00:03	0
6P	0.00017	0	05Jan2000, 09:00	0.1	6P	0.00017	1.2	01Jan2000, 00:03	0
6Q	0.00012	0	05Jan2000, 09:00	0.1	6Q	0.00012	0.8	01Jan2000, 00:03	0
6R	0.00009	0	05Jan2000, 09:00	0	6R	0.00009	0.3	01Jan2000, 00:06	0
6S	0.00013	0	05Jan2000, 09:00	0.1	6S	0.00013	0.9	01Jan2000, 00:03	0
6T	0.00013	0	05Jan2000, 09:00	0.1	6T	0.00013	0.9	01Jan2000, 00:03	0
7A	0.00269	0.4	05Jan2000, 09:00	1.4	7A	0.00269	4.3	01Jan2000, 00:27	0.2
7B	0.00146	0.2	05Jan2000, 09:00	0.8	7B	0.00146	3	01Jan2000, 00:18	0.1
7C	0.0005	0.1	05Jan2000, 09:00	0.3	7C	0.0005	1	01Jan2000, 00:18	0
7D	0.00027	0	05Jan2000, 09:00	0.1	7D	0.00027	0.5	01Jan2000, 00:21	0
7E	0.00023	0	05Jan2000, 09:00	0.1	7E	0.00023	0.5	01Jan2000, 00:21	0
7F	0.00008	0	05Jan2000, 06:39	0	7F	0.00008	0.5	01Jan2000, 00:06	0
7G	0.00008	0	05Jan2000, 09:00	0	7G	0.00008	0.2	01Jan2000, 00:12	0
7H	0.0002	0	05Jan2000, 09:00	0.1	7H	0.0002	1.5	01Jan2000, 00:03	0
7I	0.00029	0	05Jan2000, 09:00	0.1	7I	0.00029	0.5	01Jan2000, 00:12	0
7I2	0.0001	0	05Jan2000, 06:12	0.1	7I2	0.0001	0.8	01Jan2000, 00:03	0
7J	0.00052	0.1	05Jan2000, 09:00	0.3	7J	0.00052	0.8	01Jan2000, 00:18	0.1
7K	0.00855	1.3	05Jan2000, 09:00	4.4	7K	0.00855	9.7	01Jan2000, 00:21	0.7
7L	0.00007	0	05Jan2000, 09:00	0	7L	0.00007	0.5	01Jan2000, 00:03	0
7M	0.00012	0	05Jan2000, 06:12	0.1	7M	0.00012	0.9	01Jan2000, 00:03	0
8A	0.00012	0	05Jan2000, 09:00	0.1	8A	0.00012	0.4	01Jan2000, 00:12	0
8A2	0.00009	0	05Jan2000, 06:12	0.1	8A2	0.00009	0.7	01Jan2000, 00:03	0
8B	0.00056	0.1	05Jan2000, 09:00	0.3	8B	0.00056	0.9	01Jan2000, 00:24	0
8B2	0.00051	0.1	05Jan2000, 09:00	0.3	8B2	0.00051	0.9	01Jan2000, 00:21	0
8C	0.00017	0	05Jan2000, 09:00	0.1	8C	0.00017	1.3	01Jan2000, 00:03	0
8C2	0.00011	0	05Jan2000, 06:12	0.1	8C2	0.00011	0.8	01Jan2000, 00:03	0
8D	0.00066	0.1	05Jan2000, 09:00	0.3	8D	0.00066	1.1	01Jan2000, 00:21	0.1
8D2	0.00034	0.1	05Jan2000, 09:00	0.2	8D2	0.00034	0.7	01Jan2000, 00:18	0
8E	0.0001	0	05Jan2000, 09:00	0.1	8E	0.0001	0.7	01Jan2000, 00:03	0
8F	0.00054	0.1	05Jan2000, 09:00	0.3	8F	0.00054	1.2	01Jan2000, 00:18	0.1
8G	0.00011	0	05Jan2000, 09:00	0.1	8G	0.00011	0.8	01Jan2000, 00:03	0
8H	0.00047	0.1	05Jan2000, 09:00	0.2	8H	0.00047	0.7	01Jan2000, 00:27	0
8I	0.00017	0	05Jan2000, 09:00	0.1	8I	0.00017	1.1	01Jan2000, 00:03	0
8J	0.00049	0.1	05Jan2000, 09:00	0.3	8J	0.00049	1	01Jan2000, 00:21	0.1
8K	0.00025	0	05Jan2000, 09:00	0.1	8K	0.00025	1.7	01Jan2000, 00:03	0
8L	0.00016	0	05Jan2000, 06:36	0.1	8L	0.00016	1.2	01Jan2000, 00:03	0
8M	0.00024	0	05Jan2000, 09:00	0.1	8M	0.00024	0.4	01Jan2000, 00:15	0
9A	0.00196	0.3	05Jan2000, 09:00	1.1	9A	0.00196	4.5	01Jan2000, 00:21	0.2
9B	0.00131	0.2	05Jan2000, 09:00	0.7	9B	0.00131	6.4	01Jan2000, 00:06	0.1
9C	0.00016	0	05Jan2000, 09:00	0.1	9C	0.00016	0.6	01Jan2000, 00:09	0

9C2	0.00012	0	05Jan2000, 09:00	0.1	9C2	0.00012	0.4	01Jan2000, 00:09	0
9D	0.00014	0	05Jan2000, 06:12	0.1	9D	0.00014	1.1	01Jan2000, 00:03	0
9E	0.0013	0.2	05Jan2000, 09:00	0.7	9E	0.0013	3.7	01Jan2000, 00:18	0.1
9F	0.00279	0.4	05Jan2000, 09:00	1.6	9F	0.00279	14.9	01Jan2000, 00:06	0.3
9G	0.00073	0.1	05Jan2000, 09:00	0.4	9G	0.00073	1.5	01Jan2000, 00:15	0.1
9H	0.00033	0.1	05Jan2000, 09:00	0.2	9H	0.00033	1.1	01Jan2000, 00:15	0
9I	0.00081	0.1	05Jan2000, 09:00	0.4	9I	0.00081	1.9	01Jan2000, 00:18	0.1
9J	0.00019	0	05Jan2000, 09:00	0.1	9J	0.00019	1.2	01Jan2000, 00:06	0

100YR18HR				
Hydrologic Element	Drainage Area (MI2)	Peak Discharge (CFS)	Time of Peak	Volume (AC-FT)
DEP 1C	0.00268	1.6	01Jan2000, 11:33	1.1
DEP 1E	0.00682	4	01Jan2000, 11:42	2.7
DEP 11AE	0.00471	2.7	01Jan2000, 11:39	1.9
DEP 11Z	0.00243	1.4	01Jan2000, 11:36	1
DEP 5F	0.00883	5	01Jan2000, 11:45	3.4
DEP 6G	0.00658	3.7	01Jan2000, 11:42	2.5
DEP 7K	0.00855	4.8	01Jan2000, 12:03	3.2
DET 11X	0.00321	1.9	01Jan2000, 11:36	1.3
EX STR 1	0.00149	0.9	01Jan2000, 11:33	0.6
EX STR 11	0.00004	0	01Jan2000, 11:30	0
EX STR 12	0.00013	0.1	01Jan2000, 11:30	0.1
EX STR 13	0.00013	0.1	01Jan2000, 11:30	0.1
EX STR 14	0.00827	4.7	01Jan2000, 11:30	3.1
EX STR 15	0.00842	4.8	01Jan2000, 11:30	3.1
EX STR 16	0.0005	0.3	01Jan2000, 11:30	0.2
EX STR 17	0.00025	0.1	01Jan2000, 11:30	0.1
EX STR 18	0.00024	0.1	01Jan2000, 11:30	0.1
EX STR 19	0.00021	0.1	01Jan2000, 11:30	0.1
EX STR 2	0.00417	2.4	01Jan2000, 11:33	1.7
EX STR 20	0.00007	0	01Jan2000, 11:24	0
EX STR 21	0.00077	0.5	01Jan2000, 11:33	0.3
EX STR 22	0.00317	1.9	01Jan2000, 11:30	1.3
EX STR 23	0.00276	1.6	01Jan2000, 11:30	1.1
EX STR 24	0.0024	1.4	01Jan2000, 11:30	1
EX STR 25	0.00231	1.4	01Jan2000, 11:30	0.9
EX STR 27	0.00196	1.2	01Jan2000, 11:36	0.8
EX STR 28	0.0013	0.8	01Jan2000, 11:33	0.5
EX STR 28-2	0.00426	2.5	01Jan2000, 11:30	1.8
EX STR 29	0.001	0.6	01Jan2000, 11:30	0.4
EX STR 3	0.00425	2.5	01Jan2000, 11:33	1.7
EX STR 30	0.00019	0.1	01Jan2000, 11:30	0.1
EX STR 31	0.00839	4.9	01Jan2000, 11:36	3.3
EX STR 32	0.00992	5.8	01Jan2000, 11:30	3.9
EX STR 32-2	0.01051	6.1	01Jan2000, 11:33	4.2
EX STR 33	0.00064	0.4	01Jan2000, 11:36	0.3
EX STR 34	0.0004	0.2	01Jan2000, 11:48	0.2
EX STR 35	0.00059	0.3	01Jan2000, 11:42	0.2
EX STR 36	0.00094	0.5	01Jan2000, 11:39	0.4
EX STR 37	0.01165	6.8	01Jan2000, 11:33	4.6
EX STR 38	0.00321	1.9	01Jan2000, 11:36	1.3
EX STR 39	0.00101	0.6	01Jan2000, 11:30	0.4
EX STR 4	0.01107	6.5	01Jan2000, 11:36	4.5
EX STR 40	0.00163	1	01Jan2000, 11:30	0.7
EX STR 41	0.00035	0.2	01Jan2000, 11:30	0.1
EX STR 41-2	0.00136	0.8	01Jan2000, 11:30	0.6

100YR24HR				
Hydrologic Element	Drainage Area (MI2)	Peak Discharge (CFS)	Time of Peak	Volume (AC-FT)
DEP 1C	0.00268	1.3	01Jan2000, 15:05	1.2
DEP 1E	0.00682	3.3	01Jan2000, 16:02	2.9
DEP 11AE	0.00471	2.3	01Jan2000, 16:01	2
DEP 11Z	0.00243	1.2	01Jan2000, 16:01	1
DEP 5F	0.00883	4.2	01Jan2000, 16:03	3.6
DEP 6G	0.00658	3.1	01Jan2000, 16:02	2.7
DEP 7K	0.00855	4.1	01Jan2000, 16:03	3.5
DET 11X	0.00321	1.5	01Jan2000, 16:01	1.3
EX STR 1	0.00149	0.7	01Jan2000, 15:05	0.6
EX STR 11	0.00004	0	01Jan2000, 15:00	0
EX STR 12	0.00013	0.1	01Jan2000, 15:00	0.1
EX STR 13	0.00013	0.1	01Jan2000, 15:00	0.1
EX STR 14	0.00827	3.9	01Jan2000, 16:00	3.3
EX STR 15	0.00842	4	01Jan2000, 16:00	3.4
EX STR 16	0.0005	0.2	01Jan2000, 15:00	0.2
EX STR 17	0.00025	0.1	01Jan2000, 15:00	0.1
EX STR 18	0.00024	0.1	01Jan2000, 15:00	0.1
EX STR 19	0.00021	0.1	01Jan2000, 15:00	0.1
EX STR 2	0.00417	2	01Jan2000, 15:05	1.8
EX STR 20	0.00007	0	01Jan2000, 14:05	0
EX STR 21	0.00077	0.4	01Jan2000, 15:02	0.3
EX STR 22	0.00317	1.5	01Jan2000, 15:00	1.4
EX STR 23	0.00276	1.3	01Jan2000, 15:00	1.2
EX STR 24	0.0024	1.2	01Jan2000, 15:00	1
EX STR 25	0.00231	1.1	01Jan2000, 15:00	1
EX STR 27	0.00196	1	01Jan2000, 15:07	0.9
EX STR 28	0.0013	0.6	01Jan2000, 15:02	0.6
EX STR 28-2	0.00426	2.1	01Jan2000, 15:01	1.9
EX STR 29	0.001	0.5	01Jan2000, 15:00	0.4
EX STR 3	0.00425	2.1	01Jan2000, 15:05	1.8
EX STR 30	0.00019	0.1	01Jan2000, 15:00	0.1
EX STR 31	0.00839	4	01Jan2000, 15:07	3.5
EX STR 32	0.00992	4.8	01Jan2000, 16:00	4.2
EX STR 32-2	0.01051	5.1	01Jan2000, 16:00	4.5
EX STR 33	0.00064	0.3	01Jan2000, 15:09	0.3
EX STR 34	0.0004	0.2	01Jan2000, 16:02	0.2
EX STR 35	0.00059	0.3	01Jan2000, 16:01	0.3
EX STR 36	0.00094	0.5	01Jan2000, 15:12	0.4
EX STR 37	0.01165	5.6	01Jan2000, 16:00	4.9
EX STR 38	0.00321	1.5	01Jan2000, 16:01	1.3
EX STR 39	0.00101	0.5	01Jan2000, 15:02	0.4
EX STR 4	0.01107	5.4	01Jan2000, 16:00	4.8
EX STR 40	0.00163	0.8	01Jan2000, 15:00	0.7
EX STR 41	0.00035	0.2	01Jan2000, 15:00	0.2
EX STR 41-2	0.00136	0.7	01Jan2000, 15:00	0.6

EX STR 42	0.2003	116.1	01Jan2000, 12:03	81.1	EX STR 42	0.2003	97	01Jan2000, 16:04	86.5
EX STR 42-2	0.20166	116.9	01Jan2000, 12:03	81.7	EX STR 42-2	0.20166	97.7	01Jan2000, 16:03	87.1
EX STR 43	0.00664	3.9	01Jan2000, 11:48	2.7	EX STR 43	0.00664	3.2	01Jan2000, 16:01	2.9
EX STR 43-2	0.22158	128.4	01Jan2000, 12:00	89.7	EX STR 43-2	0.22158	107.3	01Jan2000, 16:01	95.7
EX STR 44	0.00029	0.2	01Jan2000, 11:30	0.1	EX STR 44	0.00029	0.1	01Jan2000, 15:01	0.1
EX STR 45	0.00053	0.3	01Jan2000, 11:30	0.2	EX STR 45	0.00053	0.3	01Jan2000, 15:00	0.2
EX STR 45-2	0.25394	147.1	01Jan2000, 12:00	102.7	EX STR 45-2	0.25394	123	01Jan2000, 16:00	109.6
EX STR 46	0.00004	0	01Jan2000, 11:30	0	EX STR 46	0.00004	0	01Jan2000, 15:00	0
EX STR 47	0.00268	1.6	01Jan2000, 11:42	1.1	EX STR 47	0.00268	1.3	01Jan2000, 15:16	1.2
EX STR 47-2	0.25662	148.7	01Jan2000, 12:00	103.9	EX STR 47-2	0.25662	124.3	01Jan2000, 16:00	110.8
EX STR 48	0.19621	113.7	01Jan2000, 12:03	79.4	EX STR 48	0.19621	95	01Jan2000, 16:04	84.7
EX STR 49	0.15782	91.5	01Jan2000, 12:06	64	EX STR 49	0.15782	76.5	01Jan2000, 16:05	68.3
EX STR 5	0.00688	3.9	01Jan2000, 11:36	2.5	EX STR 5	0.00688	3.2	01Jan2000, 16:01	2.7
EX STR 50	0.04317	24.6	01Jan2000, 12:03	16.6	EX STR 50	0.04317	20.6	01Jan2000, 16:06	17.8
EX STR 6	0.00707	4	01Jan2000, 11:36	2.6	EX STR 6	0.00707	3.3	01Jan2000, 16:00	2.8
EX STR 7	0.00731	4.1	01Jan2000, 11:36	2.7	EX STR 7	0.00731	3.4	01Jan2000, 16:00	2.9
EX STR 8	0.00756	4.3	01Jan2000, 11:36	2.8	EX STR 8	0.00756	3.6	01Jan2000, 16:00	3
EX STR 9	0.00792	4.5	01Jan2000, 11:30	2.9	EX STR 9	0.00792	3.7	01Jan2000, 16:00	3.1
J-S101	1E-07	0	01Jan2000, 11:27	0	J-S101	1E-07	0	01Jan2000, 14:19	0
J-S601	1E-07	0	01Jan2000, 11:27	0	J-S601	1E-07	0	01Jan2000, 14:19	0
J-S602	1E-07	0	01Jan2000, 11:27	0	J-S602	1E-07	0	01Jan2000, 14:19	0
OUTLET 1 - S122	0.01747	9.8	01Jan2000, 11:36	6.8	OUTLET 1 - S122	0.01747	8.3	01Jan2000, 16:00	7.3
OUTLET 10	0.00188	1.1	01Jan2000, 11:45	0.8	OUTLET 10	0.00188	0.9	01Jan2000, 15:59	0.8
OUTLET 11	0.25662	148.7	01Jan2000, 11:57	103.9	OUTLET 11	0.25662	124.3	01Jan2000, 15:59	110.8
OUTLET 2 - S205	0.0128	7.4	01Jan2000, 11:27	5	OUTLET 2 - S205	0.0128	6.1	01Jan2000, 15:59	5.3
OUTLET 3A - S209	0.00056	0.3	01Jan2000, 11:27	0.2	OUTLET 3A - S209	0.00056	0.3	01Jan2000, 14:59	0.3
OUTLET 3B - S1001	0.0005	0.3	01Jan2000, 11:27	0.2	OUTLET 3B - S1001	0.0005	0.2	01Jan2000, 14:59	0.2
OUTLET 4 - S213	0.00512	3	01Jan2000, 11:27	2.1	OUTLET 4 - S213	0.00512	2.5	01Jan2000, 14:59	2.3
OUTLET 5 - S224	0.01286	7.4	01Jan2000, 11:36	5	OUTLET 5 - S224	0.01286	6.2	01Jan2000, 15:59	5.3
OUTLET 6	0.01337	7.7	01Jan2000, 11:36	5.2	OUTLET 6	0.01337	6.4	01Jan2000, 15:59	5.5
OUTLET 7 - S409	0.01516	8.7	01Jan2000, 11:36	5.8	OUTLET 7 - S409	0.01516	7.2	01Jan2000, 15:59	6.2
OUTLET 8A - S511	0.00485	2.9	01Jan2000, 10:27	1.9	OUTLET 8A - S511	0.00485	2.4	01Jan2000, 14:49	2
OUTLET 8B - S528	0.00024	0.1	01Jan2000, 11:30	0.1	OUTLET 8B - S528	0.00024	0.1	01Jan2000, 16:00	0.1
OUTLET 9 - S525	0.00984	6.1	01Jan2000, 10:24	4	OUTLET 9 - S525	0.00984	5.1	01Jan2000, 14:52	4.3
PIPE DET OUTLET 1	0.00178	0.8	01Jan2000, 13:33	0.6	PIPE DET OUTLET 1	0.00178	0.7	01Jan2000, 17:03	0.7
PIPE DET OUTLET 7	0.01516	8.7	01Jan2000, 11:39	5.8	PIPE DET OUTLET 7	0.01516	7.2	01Jan2000, 16:00	6.2

PIPE DET OUTLET 8	0.00485	2.9	01Jan2000, 10:30	1.9	PIPE DET OUTLET 8	0.00485	2.4	01Jan2000, 14:50	2
PIPE DET OUTLET 9	0.00984	6.1	01Jan2000, 10:27	4	PIPE DET OUTLET 9	0.00984	5.1	01Jan2000, 14:53	4.3
S1002	0.0046	2.7	01Jan2000, 11:30	1.9	S1002	0.0046	2.2	01Jan2000, 15:00	2
S1003	0.00485	2.9	01Jan2000, 11:30	2	S1003	0.00485	2.4	01Jan2000, 15:00	2.1
S1004	0.00074	0.4	01Jan2000, 11:33	0.3	S1004	0.00074	0.4	01Jan2000, 15:03	0.3
S1005	0.00037	0.2	01Jan2000, 11:30	0.2	S1005	0.00037	0.2	01Jan2000, 15:00	0.2
S1006	0.00966	5.5	01Jan2000, 11:30	3.7	S1006	0.00966	4.6	01Jan2000, 16:00	3.9
S1007	0.00966	5.5	01Jan2000, 11:30	3.7	S1007	0.00966	4.6	01Jan2000, 16:00	3.9
S1008	0.00017	0.1	01Jan2000, 11:30	0.1	S1008	0.00017	0.1	01Jan2000, 15:00	0.1
S1009	0.00983	5.6	01Jan2000, 11:30	3.7	S1009	0.00983	4.7	01Jan2000, 16:00	4
S101	1E-07	0	01Jan2000, 11:27	0	S101	1E-07	0	01Jan2000, 14:19	0
S1010	0.00045	0.3	01Jan2000, 11:30	0.2	S1010	0.00045	0.2	01Jan2000, 15:01	0.2
S1011	0.01028	5.9	01Jan2000, 11:30	3.9	S1011	0.01028	4.9	01Jan2000, 16:00	4.2
S102	0.00008	0	01Jan2000, 11:24	0	S102	0.00008	0	01Jan2000, 14:08	0
S103	0.00015	0.1	01Jan2000, 11:30	0.1	S103	0.00015	0.1	01Jan2000, 15:00	0.1
S105	0.00022	0.1	01Jan2000, 11:30	0.1	S105	0.00022	0.1	01Jan2000, 15:00	0.1
S106	0.00037	0.2	01Jan2000, 11:30	0.2	S106	0.00037	0.2	01Jan2000, 15:00	0.2
S107	0.00048	0.3	01Jan2000, 11:30	0.2	S107	0.00048	0.2	01Jan2000, 15:00	0.2
S108	0.00012	0.1	01Jan2000, 11:24	0.1	S108	0.00012	0.1	01Jan2000, 14:08	0.1
S109	0.00011	0.1	01Jan2000, 11:24	0	S109	0.00011	0.1	01Jan2000, 14:09	0.1
S110	0.00074	0.4	01Jan2000, 11:30	0.2	S110	0.00074	0.3	01Jan2000, 16:00	0.3
S1101	0.00018	0.1	01Jan2000, 11:30	0.1	S1101	0.00018	0.1	01Jan2000, 15:00	0.1
S1102	0.00065	0.4	01Jan2000, 11:30	0.3	S1102	0.00065	0.3	01Jan2000, 15:00	0.3
S1103	0.0091	5.2	01Jan2000, 11:30	3.4	S1103	0.0091	4.3	01Jan2000, 16:00	3.7
S111	0.00101	0.6	01Jan2000, 11:30	0.4	S111	0.00101	0.5	01Jan2000, 16:00	0.4
S112	0.0001	0.1	01Jan2000, 11:30	0	S112	0.0001	0	01Jan2000, 15:00	0
S113	0.00163	0.9	01Jan2000, 11:30	0.6	S113	0.00163	0.8	01Jan2000, 16:00	0.7
S114	0.00009	0.1	01Jan2000, 11:30	0	S114	0.00009	0	01Jan2000, 16:00	0
S115	0.00178	1	01Jan2000, 11:30	0.7	S115	0.00178	0.8	01Jan2000, 16:00	0.7
S116	0.00178	0.8	01Jan2000, 13:33	0.6	S116	0.00178	0.7	01Jan2000, 17:03	0.7
S117	0.00055	0.3	01Jan2000, 11:36	0.2	S117	0.00055	0.2	01Jan2000, 16:02	0.2
S118	0.01697	9.5	01Jan2000, 11:39	6.6	S118	0.01697	8.1	01Jan2000, 16:01	7.1
S119	0.0005	0.3	01Jan2000, 11:36	0.2	S119	0.0005	0.2	01Jan2000, 16:01	0.2
S120	0.01747	9.8	01Jan2000, 11:39	6.8	S120	0.01747	8.3	01Jan2000, 16:01	7.3
S121	0.01747	9.8	01Jan2000, 11:39	6.8	S121	0.01747	8.3	01Jan2000, 16:01	7.3
S123	0.00021	0.1	01Jan2000, 11:30	0.1	S123	0.00021	0.1	01Jan2000, 15:00	0.1
S124	0.00017	0.1	01Jan2000, 11:30	0.1	S124	0.00017	0.1	01Jan2000, 15:00	0.1
S201	0.0003	0.2	01Jan2000, 11:30	0.1	S201	0.0003	0.1	01Jan2000, 15:00	0.1
S202	0.0003	0.2	01Jan2000, 11:30	0.1	S202	0.0003	0.1	01Jan2000, 15:00	0.1
S203	0.00217	1.3	01Jan2000, 11:30	0.9	S203	0.00217	1.1	01Jan2000, 15:00	1
S204	0.0128	7.4	01Jan2000, 11:30	5	S204	0.0128	6.1	01Jan2000, 16:00	5.3
S206	0.00042	0.2	01Jan2000, 11:30	0.2	S206	0.00042	0.2	01Jan2000, 15:00	0.2
S207	0.00042	0.2	01Jan2000, 11:30	0.2	S207	0.00042	0.2	01Jan2000, 15:00	0.2
S208	0.00056	0.3	01Jan2000, 11:30	0.2	S208	0.00056	0.3	01Jan2000, 15:00	0.3
S210	0.00495	2.9	01Jan2000, 11:30	2	S210	0.00495	2.4	01Jan2000, 15:00	2.2
S211	0.00017	0.1	01Jan2000, 11:24	0.1	S211	0.00017	0.1	01Jan2000, 14:05	0.1
S212	0.00512	3	01Jan2000, 11:30	2.1	S212	0.00512	2.5	01Jan2000, 15:00	2.3

S214	0.00173	1	01Jan2000, 11:33	0.7	S214	0.00173	0.8	01Jan2000, 15:02	0.8
S215	0.00191	1.1	01Jan2000, 11:30	0.8	S215	0.00191	0.9	01Jan2000, 15:00	0.8
S216A	0.0002	0.1	01Jan2000, 11:30	0.1	S216A	0.0002	0.1	01Jan2000, 15:00	0.1
S217A	0.00028	0.2	01Jan2000, 11:30	0.1	S217A	0.00028	0.1	01Jan2000, 15:01	0.1
S218	0.00883	5	01Jan2000, 11:45	3.4	S218	0.00883	4.2	01Jan2000, 16:03	3.6
S219	0.00883	5	01Jan2000, 11:45	3.4	S219	0.00883	4.2	01Jan2000, 16:03	3.6
S220	0.00933	5.3	01Jan2000, 11:45	3.6	S220	0.00933	4.4	01Jan2000, 16:03	3.8
S221	0.01068	6.1	01Jan2000, 11:42	4.1	S221	0.01068	5.1	01Jan2000, 16:02	4.4
S222	0.01286	7.4	01Jan2000, 11:39	5	S222	0.01286	6.2	01Jan2000, 16:00	5.3
S223	0.01286	7.4	01Jan2000, 11:39	5	S223	0.01286	6.2	01Jan2000, 16:00	5.3
S225	0.01337	7.7	01Jan2000, 11:39	5.2	S225	0.01337	6.4	01Jan2000, 16:00	5.5
S226	0.01337	7.7	01Jan2000, 11:39	5.2	S226	0.01337	6.4	01Jan2000, 16:00	5.5
S227	0.00014	0.1	01Jan2000, 11:30	0.1	S227	0.00014	0.1	01Jan2000, 15:00	0.1
S228	0.00405	2.3	01Jan2000, 11:39	1.6	S228	0.00405	2	01Jan2000, 16:01	1.7
S229	0.00405	2.3	01Jan2000, 11:39	1.6	S229	0.00405	2	01Jan2000, 16:01	1.7
S230	0.00412	2.4	01Jan2000, 11:39	1.6	S230	0.00412	2	01Jan2000, 16:00	1.7
S301	0.0001	0.1	01Jan2000, 11:24	0	S301	0.0001	0	01Jan2000, 14:09	0
S302	0.0001	0.1	01Jan2000, 11:24	0	S302	0.0001	0	01Jan2000, 14:09	0
S303	0.00017	0.1	01Jan2000, 11:30	0.1	S303	0.00017	0.1	01Jan2000, 15:00	0.1
S304	0.00027	0.2	01Jan2000, 11:30	0.1	S304	0.00027	0.1	01Jan2000, 15:00	0.1
S305	0.00009	0.1	01Jan2000, 11:24	0	S305	0.00009	0	01Jan2000, 14:05	0
S306	0.00026	0.2	01Jan2000, 11:30	0.1	S306	0.00026	0.1	01Jan2000, 15:00	0.1
S307	0.00053	0.3	01Jan2000, 11:30	0.2	S307	0.00053	0.3	01Jan2000, 15:00	0.2
S308	0.00006	0	01Jan2000, 11:24	0	S308	0.00006	0	01Jan2000, 14:08	0
S309	0.00018	0.1	01Jan2000, 11:30	0.1	S309	0.00018	0.1	01Jan2000, 15:00	0.1
S310	0.00009	0.1	01Jan2000, 11:30	0	S310	0.00009	0	01Jan2000, 16:00	0
S311	0.0008	0.5	01Jan2000, 11:30	0.3	S311	0.0008	0.4	01Jan2000, 15:00	0.4
S312A	0.00021	0.1	01Jan2000, 11:33	0.1	S312A	0.00021	0.1	01Jan2000, 16:01	0.1
S313A	0.00044	0.3	01Jan2000, 11:33	0.2	S313A	0.00044	0.2	01Jan2000, 16:00	0.2
S314A	0.00062	0.4	01Jan2000, 11:33	0.2	S314A	0.00062	0.3	01Jan2000, 16:00	0.3
S315	0.0072	4.1	01Jan2000, 11:42	2.7	S315	0.0072	3.4	01Jan2000, 16:02	2.9
S316	0.0072	4.1	01Jan2000, 11:42	2.7	S316	0.0072	3.4	01Jan2000, 16:02	2.9
S317	0.00727	4.1	01Jan2000, 11:42	2.7	S317	0.00727	3.5	01Jan2000, 16:00	2.9
S318A	0.00019	0.1	01Jan2000, 11:33	0.1	S318A	0.00019	0.1	01Jan2000, 15:04	0.1
S319	0.00071	0.4	01Jan2000, 11:33	0.3	S319	0.00071	0.3	01Jan2000, 16:01	0.3
S320	0.01217	7	01Jan2000, 11:39	4.7	S320	0.01217	5.8	01Jan2000, 16:00	5
S321	0.00013	0.1	01Jan2000, 11:30	0.1	S321	0.00013	0.1	01Jan2000, 15:00	0.1
S322	0.01257	7.2	01Jan2000, 11:39	4.8	S322	0.01257	6	01Jan2000, 16:00	5.2
S323	0.01337	7.7	01Jan2000, 11:39	5.2	S323	0.01337	6.4	01Jan2000, 16:00	5.5
S324	0.00269	1.6	01Jan2000, 11:42	1	S324	0.00269	1.3	01Jan2000, 16:02	1.1
S325	0.00415	2.4	01Jan2000, 11:39	1.6	S325	0.00415	2	01Jan2000, 16:01	1.7
S326	0.00012	0.1	01Jan2000, 11:24	0.1	S326	0.00012	0.1	01Jan2000, 14:09	0.1
S327	0.00427	2.5	01Jan2000, 11:39	1.7	S327	0.00427	2.1	01Jan2000, 16:00	1.8
S328	0.00477	2.8	01Jan2000, 11:36	1.9	S328	0.00477	2.3	01Jan2000, 16:00	2
S329	0.00504	2.9	01Jan2000, 11:36	2	S329	0.00504	2.4	01Jan2000, 16:00	2.1
S330	0.00007	0	01Jan2000, 11:30	0	S330	0.00007	0	01Jan2000, 15:00	0
S331	0.00534	3.1	01Jan2000, 11:36	2.1	S331	0.00534	2.6	01Jan2000, 16:00	2.2
S401	0.00008	0	01Jan2000, 11:27	0	S401	0.00008	0	01Jan2000, 14:18	0
S402	0.00016	0.1	01Jan2000, 11:30	0.1	S402	0.00016	0.1	01Jan2000, 15:00	0.1

S403	0.00045	0.3	01Jan2000, 11:30	0.2	S403	0.00045	0.2	01Jan2000, 16:00	0.2
S404	0.0002	0.1	01Jan2000, 11:30	0.1	S404	0.0002	0.1	01Jan2000, 15:00	0.1
S405	0.0003	0.2	01Jan2000, 11:30	0.1	S405	0.0003	0.1	01Jan2000, 15:00	0.1
S406	0.00127	0.7	01Jan2000, 11:30	0.5	S406	0.00127	0.6	01Jan2000, 16:00	0.5
S407	0.01516	8.7	01Jan2000, 11:42	5.8	S407	0.01516	7.2	01Jan2000, 16:00	6.2
S408	0.01516	8.7	01Jan2000, 11:39	5.8	S408	0.01516	7.2	01Jan2000, 16:00	6.2
S410	0.00056	0.3	01Jan2000, 11:39	0.2	S410	0.00056	0.3	01Jan2000, 16:02	0.2
S411	0.00107	0.6	01Jan2000, 11:39	0.4	S411	0.00107	0.5	01Jan2000, 16:01	0.4
S412	0.00173	1	01Jan2000, 11:36	0.6	S412	0.00173	0.8	01Jan2000, 16:01	0.7
S413	0.00207	1.2	01Jan2000, 11:36	0.8	S413	0.00207	1	01Jan2000, 16:01	0.8
S414	0.00218	1.2	01Jan2000, 11:36	0.8	S414	0.00218	1	01Jan2000, 16:00	0.9
S415	0.00385	2.2	01Jan2000, 11:36	1.5	S415	0.00385	1.8	01Jan2000, 16:00	1.6
S416	0.00009	0.1	01Jan2000, 11:24	0	S416	0.00009	0	01Jan2000, 14:08	0
S417	0.00009	0.1	01Jan2000, 11:24	0	S417	0.00009	0	01Jan2000, 14:08	0
S418	0.00394	2.3	01Jan2000, 11:30	1.5	S418	0.00394	1.9	01Jan2000, 16:00	1.6
S419	0.00012	0.1	01Jan2000, 11:30	0.1	S419	0.00012	0.1	01Jan2000, 15:01	0.1
S420	0.00012	0.1	01Jan2000, 11:30	0.1	S420	0.00012	0.1	01Jan2000, 15:01	0.1
S421	0.00017	0.1	01Jan2000, 11:30	0.1	S421	0.00017	0.1	01Jan2000, 15:00	0.1
S422	0.00038	0.2	01Jan2000, 11:30	0.2	S422	0.00038	0.2	01Jan2000, 15:00	0.2
S423	0.0005	0.3	01Jan2000, 11:30	0.2	S423	0.0005	0.2	01Jan2000, 15:00	0.2
S501	0.00011	0.1	01Jan2000, 11:30	0	S501	0.00011	0.1	01Jan2000, 15:00	0
S502	0.00049	0.3	01Jan2000, 11:36	0.2	S502	0.00049	0.2	01Jan2000, 15:08	0.2
S503	0.00066	0.4	01Jan2000, 11:30	0.3	S503	0.00066	0.3	01Jan2000, 15:00	0.3
S504	0.00113	0.7	01Jan2000, 11:30	0.4	S504	0.00113	0.5	01Jan2000, 16:00	0.5
S505	0.00016	0.1	01Jan2000, 11:24	0.1	S505	0.00016	0.1	01Jan2000, 14:12	0.1
S506	0.0041	2.4	01Jan2000, 11:30	1.6	S506	0.0041	2	01Jan2000, 16:00	1.7
S507	0.00025	0.1	01Jan2000, 11:30	0.1	S507	0.00025	0.1	01Jan2000, 15:00	0.1
S508	0.00075	0.4	01Jan2000, 11:30	0.3	S508	0.00075	0.4	01Jan2000, 15:00	0.3
S509	0.00485	2.8	01Jan2000, 11:30	1.9	S509	0.00485	2.3	01Jan2000, 16:00	2
S510	0.00485	2.9	01Jan2000, 10:30	1.9	S510	0.00485	2.4	01Jan2000, 14:50	2
S512	0.00073	0.4	01Jan2000, 11:33	0.3	S512	0.00073	0.4	01Jan2000, 16:00	0.3
S513	0.00279	1.7	01Jan2000, 11:30	1.2	S513	0.00279	1.4	01Jan2000, 15:00	1.2
S514	0.00705	4.2	01Jan2000, 11:30	2.9	S514	0.00705	3.5	01Jan2000, 15:00	3.1
S515	0.00836	4.9	01Jan2000, 11:30	3.4	S515	0.00836	4.1	01Jan2000, 15:00	3.7
S516	0.00921	5.4	01Jan2000, 11:30	3.8	S516	0.00921	4.5	01Jan2000, 15:00	4
S517	0.00937	5.5	01Jan2000, 11:30	3.9	S517	0.00937	4.6	01Jan2000, 15:00	4.1
S518	0.00033	0.2	01Jan2000, 11:30	0.1	S518	0.00033	0.2	01Jan2000, 15:02	0.1
S519	0.00033	0.2	01Jan2000, 11:30	0.1	S519	0.00033	0.2	01Jan2000, 15:01	0.1
S520	0.00014	0.1	01Jan2000, 11:24	0.1	S520	0.00014	0.1	01Jan2000, 14:09	0.1
S521	0.00047	0.3	01Jan2000, 11:30	0.2	S521	0.00047	0.2	01Jan2000, 15:00	0.2
S522	0.00047	0.3	01Jan2000, 11:30	0.2	S522	0.00047	0.2	01Jan2000, 15:00	0.2
S523	0.00984	5.8	01Jan2000, 11:30	4	S523	0.00984	4.8	01Jan2000, 15:00	4.3
S524	0.00984	6.1	01Jan2000, 10:27	4	S524	0.00984	5.1	01Jan2000, 14:53	4.3
S526	0.00024	0.1	01Jan2000, 11:33	0.1	S526	0.00024	0.1	01Jan2000, 16:01	0.1
S527	0.00024	0.1	01Jan2000, 11:33	0.1	S527	0.00024	0.1	01Jan2000, 16:01	0.1
S601	1E-07	0	01Jan2000, 11:27	0	S601	1E-07	0	01Jan2000, 14:19	0
S602	1E-07	0	01Jan2000, 11:27	0	S602	1E-07	0	01Jan2000, 14:19	0
S603	1E-07	0	01Jan2000, 11:27	0	S603	1E-07	0	01Jan2000, 14:19	0
S604	0.0001	0.1	01Jan2000, 11:30	0	S604	0.0001	0	01Jan2000, 15:00	0

S605	0.00064	0.4	01Jan2000, 11:54	0.3	S605	0.00064	0.3	01Jan2000, 16:00	0.3
S606	0.00149	0.9	01Jan2000, 11:51	0.6	S606	0.00149	0.7	01Jan2000, 16:00	0.6
S607	0.00176	1	01Jan2000, 11:48	0.7	S607	0.00176	0.9	01Jan2000, 16:00	0.8
S608	0.00188	1.1	01Jan2000, 11:48	0.8	S608	0.00188	0.9	01Jan2000, 16:00	0.8
S609	0.00032	0.2	01Jan2000, 11:30	0.1	S609	0.00032	0.2	01Jan2000, 15:01	0.1
S610	0.00039	0.2	01Jan2000, 11:39	0.2	S610	0.00039	0.2	01Jan2000, 15:10	0.2
S611	0.00071	0.4	01Jan2000, 11:33	0.3	S611	0.00071	0.3	01Jan2000, 15:04	0.3
S612	0.00031	0.2	01Jan2000, 11:33	0.1	S612	0.00031	0.2	01Jan2000, 15:02	0.1
S613	0.00009	0.1	01Jan2000, 11:36	0	S613	0.00009	0	01Jan2000, 16:01	0
S614	0.00238	1.4	01Jan2000, 11:36	0.9	S614	0.00238	1.1	01Jan2000, 16:01	1
S615	0.0034	2	01Jan2000, 11:36	1.3	S615	0.0034	1.6	01Jan2000, 16:01	1.4
S701	0.00185	1.1	01Jan2000, 11:33	0.7	S701	0.00185	0.9	01Jan2000, 15:05	0.8
S702	0.00199	1.2	01Jan2000, 11:30	0.8	S702	0.00199	1	01Jan2000, 15:01	0.8
S703	0.00266	1.5	01Jan2000, 11:36	1	S703	0.00266	1.3	01Jan2000, 16:00	1.1
S704	0.00098	0.6	01Jan2000, 11:48	0.4	S704	0.00098	0.5	01Jan2000, 16:03	0.4
S705	0.00437	2.5	01Jan2000, 11:39	1.7	S705	0.00437	2.1	01Jan2000, 16:00	1.8
S706	0.00027	0.2	01Jan2000, 11:33	0.1	S706	0.00027	0.1	01Jan2000, 15:03	0.1
S707	0.00018	0.1	01Jan2000, 11:33	0.1	S707	0.00018	0.1	01Jan2000, 15:04	0.1
S708	0.00066	0.4	01Jan2000, 11:33	0.3	S708	0.00066	0.3	01Jan2000, 15:02	0.3
S709	0.00843	4.9	01Jan2000, 11:36	3.3	S709	0.00843	4.1	01Jan2000, 16:00	3.6
S710	0.00048	0.3	01Jan2000, 11:48	0.2	S710	0.00048	0.2	01Jan2000, 16:03	0.2
S711	0.00033	0.2	01Jan2000, 11:45	0.1	S711	0.00033	0.2	01Jan2000, 15:22	0.1
S712	0.00924	5.3	01Jan2000, 11:36	3.6	S712	0.00924	4.5	01Jan2000, 16:00	3.9
S713	0.0002	0.1	01Jan2000, 11:39	0.1	S713	0.0002	0.1	01Jan2000, 16:02	0.1
S714	0.00944	5.5	01Jan2000, 11:36	3.7	S714	0.00944	4.5	01Jan2000, 16:00	4
S715	0.00067	0.4	01Jan2000, 11:39	0.3	S715	0.00067	0.3	01Jan2000, 15:11	0.3
S716	0.0013	0.8	01Jan2000, 11:39	0.5	S716	0.0013	0.6	01Jan2000, 15:13	0.6
S717	0.01074	6.2	01Jan2000, 11:36	4.2	S717	0.01074	5.2	01Jan2000, 16:00	4.5
S718	0.00007	0	01Jan2000, 11:30	0	S718	0.00007	0	01Jan2000, 15:00	0
S719	0.00039	0.2	01Jan2000, 11:30	0.2	S719	0.00039	0.2	01Jan2000, 15:00	0.2
S720	0.01113	6.4	01Jan2000, 11:36	4.4	S720	0.01113	5.4	01Jan2000, 16:00	4.7
S721A	0.00008	0	01Jan2000, 11:30	0	S721A	0.00008	0	01Jan2000, 16:00	0
S722	0.00014	0.1	01Jan2000, 11:30	0.1	S722	0.00014	0.1	01Jan2000, 15:00	0.1
S723	0.00126	0.7	01Jan2000, 11:39	0.5	S723	0.00126	0.6	01Jan2000, 15:12	0.6
S724	0.01253	7.3	01Jan2000, 11:36	5	S724	0.01253	6.1	01Jan2000, 16:00	5.3
S726A	0.00251	1.5	01Jan2000, 11:36	1	S726A	0.00251	1.2	01Jan2000, 16:00	1.1
S801	0.00274	1.6	01Jan2000, 11:36	1.1	S801	0.00274	1.3	01Jan2000, 16:00	1.2
S802	0.01527	8.9	01Jan2000, 11:36	6.1	S802	0.01527	7.4	01Jan2000, 16:00	6.5
S803	0.00012	0.1	01Jan2000, 11:24	0.1	S803	0.00012	0.1	01Jan2000, 14:09	0.1
S804	0.00127	0.8	01Jan2000, 11:33	0.5	S804	0.00127	0.6	01Jan2000, 15:02	0.6
S805	0.01666	9.7	01Jan2000, 11:36	6.7	S805	0.01666	8.1	01Jan2000, 16:00	7.1
S806	0.00021	0.1	01Jan2000, 11:30	0.1	S806	0.00021	0.1	01Jan2000, 15:00	0.1
S807	0.00037	0.2	01Jan2000, 11:30	0.2	S807	0.00037	0.2	01Jan2000, 15:00	0.2
S808	0.00016	0.1	01Jan2000, 11:36	0.1	S808	0.00016	0.1	01Jan2000, 15:06	0.1
S809	0.00092	0.5	01Jan2000, 11:33	0.4	S809	0.00092	0.5	01Jan2000, 15:04	0.4
S810	0.00142	0.8	01Jan2000, 11:33	0.6	S810	0.00142	0.7	01Jan2000, 15:04	0.6
S811	0.00277	1.6	01Jan2000, 11:30	1.1	S811	0.00277	1.4	01Jan2000, 15:00	1.2
S812	0.00792	4.6	01Jan2000, 11:39	3.2	S812	0.00792	3.8	01Jan2000, 16:01	3.4
S813	0.00101	0.6	01Jan2000, 11:36	0.4	S813	0.00101	0.5	01Jan2000, 15:07	0.4

S814	0.00973	5.7	01Jan2000, 11:39	3.9	S814	0.00973	4.7	01Jan2000, 16:01	4.2
S815	0.02916	17	01Jan2000, 11:36	11.7	S815	0.02916	14.1	01Jan2000, 16:00	12.5
S816	0.00094	0.6	01Jan2000, 11:33	0.4	S816	0.00094	0.5	01Jan2000, 15:04	0.4
S817	0.22252	128.9	01Jan2000, 12:00	90.1	S817	0.22252	107.8	01Jan2000, 16:01	96.1
S818	0.22274	129.1	01Jan2000, 12:00	90.2	S818	0.22274	107.9	01Jan2000, 16:01	96.2
S819	0.22369	129.6	01Jan2000, 12:00	90.6	S819	0.22369	108.3	01Jan2000, 16:01	96.6
S820	0.22369	129.6	01Jan2000, 12:00	90.6	S820	0.22369	108.3	01Jan2000, 16:01	96.6
S821	0.00027	0.2	01Jan2000, 11:30	0.1	S821	0.00027	0.1	01Jan2000, 15:00	0.1
S822	0.25312	146.6	01Jan2000, 12:00	102.4	S822	0.25312	122.6	01Jan2000, 16:00	109.2
S901	0.00376	2.2	01Jan2000, 11:30	1.5	S901	0.00376	1.8	01Jan2000, 15:00	1.6
1A	0.00357	2	01Jan2000, 11:39	1.4	1A	0.00357	1.7	01Jan2000, 16:02	1.5
1B	0.00149	0.9	01Jan2000, 11:33	0.6	1B	0.00149	0.7	01Jan2000, 15:05	0.6
1C	0.00268	1.6	01Jan2000, 11:33	1.1	1C	0.00268	1.3	01Jan2000, 15:04	1.2
1D	0.00008	0	01Jan2000, 12:00	0	1D	0.00008	0	01Jan2000, 16:00	0
1E	0.00682	4	01Jan2000, 11:33	2.7	1E	0.00682	3.3	01Jan2000, 15:04	2.9
1F	0.00006	0	01Jan2000, 11:33	0	1F	0.00006	0	01Jan2000, 15:03	0
1G	0.00011	0.1	01Jan2000, 11:24	0	1G	0.00011	0.1	01Jan2000, 14:09	0.1
1H	0.00004	0	01Jan2000, 11:30	0	1H	0.00004	0	01Jan2000, 14:31	0
1I	0.00004	0	01Jan2000, 11:24	0	1I	0.00004	0	01Jan2000, 14:05	0
1J	0.00011	0.1	01Jan2000, 11:30	0	1J	0.00011	0.1	01Jan2000, 15:02	0.1
1K	0.00012	0.1	01Jan2000, 11:24	0.1	1K	0.00012	0.1	01Jan2000, 14:08	0.1
1L	0.00007	0	01Jan2000, 11:33	0	1L	0.00007	0	01Jan2000, 15:03	0
1M	0.00008	0	01Jan2000, 11:24	0	1M	0.00008	0	01Jan2000, 14:08	0
1N	0.00009	0.1	01Jan2000, 11:30	0	1N	0.00009	0	01Jan2000, 16:00	0
1O	0.0001	0.1	01Jan2000, 11:30	0	1O	0.0001	0	01Jan2000, 15:00	0
1P	0.00022	0.1	01Jan2000, 11:30	0.1	1P	0.00022	0.1	01Jan2000, 15:00	0.1
1Q	0.00074	0.4	01Jan2000, 11:30	0.2	1Q	0.00074	0.3	01Jan2000, 16:00	0.3
1R	0.00055	0.3	01Jan2000, 11:36	0.2	1R	0.00055	0.2	01Jan2000, 16:02	0.2
1S	0.0005	0.3	01Jan2000, 11:36	0.2	1S	0.0005	0.2	01Jan2000, 16:01	0.2
10A	0.00054	0.3	01Jan2000, 11:54	0.2	10A	0.00054	0.3	01Jan2000, 16:03	0.2
10B	0.00085	0.5	01Jan2000, 11:48	0.3	10B	0.00085	0.4	01Jan2000, 16:02	0.4
10C	0.00027	0.2	01Jan2000, 11:30	0.1	10C	0.00027	0.1	01Jan2000, 15:01	0.1
10D	0.00012	0.1	01Jan2000, 11:30	0.1	10D	0.00012	0.1	01Jan2000, 15:00	0.1
10E	0.0001	0.1	01Jan2000, 11:30	0	10E	0.0001	0	01Jan2000, 15:00	0
11A	0.00039	0.2	01Jan2000, 11:39	0.2	11A	0.00039	0.2	01Jan2000, 15:10	0.2
11AA	0.00014	0.1	01Jan2000, 11:30	0.1	11AA	0.00014	0.1	01Jan2000, 15:00	0.1
11AA2	0.00008	0	01Jan2000, 11:30	0	11AA2	0.00008	0	01Jan2000, 16:00	0
11AB	0.00126	0.7	01Jan2000, 11:39	0.5	11AB	0.00126	0.6	01Jan2000, 15:12	0.6
11AC	0.00032	0.2	01Jan2000, 11:36	0.1	11AC	0.00032	0.2	01Jan2000, 15:09	0.1
11AD	0.00127	0.8	01Jan2000, 11:33	0.5	11AD	0.00127	0.6	01Jan2000, 15:02	0.6
11AD2	0.00012	0.1	01Jan2000, 11:24	0.1	11AD2	0.00012	0.1	01Jan2000, 14:09	0.1
11AE	0.00471	2.7	01Jan2000, 11:39	1.9	11AE	0.00471	2.3	01Jan2000, 16:01	2
11AF	0.00076	0.4	01Jan2000, 11:33	0.3	11AF	0.00076	0.4	01Jan2000, 15:04	0.3
11AF2	0.00016	0.1	01Jan2000, 11:36	0.1	11AF2	0.00016	0.1	01Jan2000, 15:06	0.1
11AG	0.00101	0.6	01Jan2000, 11:30	0.4	11AG	0.00101	0.5	01Jan2000, 15:02	0.4
11AH	0.00163	1	01Jan2000, 11:30	0.7	11AH	0.00163	0.8	01Jan2000, 15:00	0.7
11AI	0.00094	0.6	01Jan2000, 11:33	0.4	11AI	0.00094	0.5	01Jan2000, 15:04	0.4
11AJ	0.00101	0.6	01Jan2000, 11:36	0.4	11AJ	0.00101	0.5	01Jan2000, 15:07	0.4
11AK	0.0008	0.5	01Jan2000, 11:42	0.3	11AK	0.0008	0.4	01Jan2000, 15:16	0.3

11AL	0.00142	0.8	01Jan2000, 11:33	0.6	11AL	0.00142	0.7	01Jan2000, 15:04	0.6
11AL2	0.00006	0	01Jan2000, 11:24	0	11AL2	0.00006	0	01Jan2000, 14:05	0
11AM	0.00016	0.1	01Jan2000, 11:30	0.1	11AM	0.00016	0.1	01Jan2000, 15:00	0.1
11AN	0.00035	0.2	01Jan2000, 11:30	0.1	11AN	0.00035	0.2	01Jan2000, 15:00	0.2
11AO	0.00409	2.4	01Jan2000, 11:36	1.7	11AO	0.00409	2	01Jan2000, 15:05	1.8
11AP	0.00664	3.9	01Jan2000, 11:48	2.7	11AP	0.00664	3.2	01Jan2000, 16:01	2.9
11AQ	0.00022	0.1	01Jan2000, 11:33	0.1	11AQ	0.00022	0.1	01Jan2000, 15:05	0.1
11AR	0.00021	0.1	01Jan2000, 11:30	0.1	11AR	0.00021	0.1	01Jan2000, 15:00	0.1
11AS	0.00095	0.5	01Jan2000, 12:09	0.4	11AS	0.00095	0.4	01Jan2000, 16:08	0.4
11AT	0.00027	0.2	01Jan2000, 11:30	0.1	11AT	0.00027	0.1	01Jan2000, 15:00	0.1
11AU	0.00029	0.2	01Jan2000, 11:30	0.1	11AU	0.00029	0.1	01Jan2000, 15:01	0.1
11AV	0.00053	0.3	01Jan2000, 11:30	0.2	11AV	0.00053	0.3	01Jan2000, 15:00	0.2
11AW	0.00004	0	01Jan2000, 11:30	0	11AW	0.00004	0	01Jan2000, 15:00	0
11AX	0.00264	1.6	01Jan2000, 11:42	1.1	11AX	0.00264	1.3	01Jan2000, 15:16	1.2
11AY	0.03839	22.3	01Jan2000, 11:45	15.3	11AY	0.03839	18.6	01Jan2000, 16:02	16.4
11AZ	0.11465	66.8	01Jan2000, 12:06	47.4	11AZ	0.11465	55.8	01Jan2000, 16:05	50.6
11B	0.00032	0.2	01Jan2000, 11:30	0.1	11B	0.00032	0.2	01Jan2000, 15:01	0.1
11BA	0.04317	24.6	01Jan2000, 12:03	16.6	11BA	0.04317	20.6	01Jan2000, 16:06	17.8
11C	0.00839	4.9	01Jan2000, 11:36	3.3	11C	0.00839	4	01Jan2000, 15:07	3.5
11D	0.00089	0.5	01Jan2000, 11:30	0.4	11D	0.00089	0.4	01Jan2000, 15:00	0.4
11E	0.00064	0.4	01Jan2000, 11:36	0.3	11E	0.00064	0.3	01Jan2000, 15:09	0.3
11F	0.00229	1.3	01Jan2000, 11:36	0.9	11F	0.00229	1.1	01Jan2000, 16:01	1
11F2	0.00009	0.1	01Jan2000, 11:36	0	11F2	0.00009	0	01Jan2000, 16:01	0
11G	0.00185	1.1	01Jan2000, 11:33	0.7	11G	0.00185	0.9	01Jan2000, 15:05	0.8
11H	0.00031	0.2	01Jan2000, 11:33	0.1	11H	0.00031	0.2	01Jan2000, 15:02	0.1
11I	0.00014	0.1	01Jan2000, 11:24	0.1	11I	0.00014	0.1	01Jan2000, 14:09	0.1
11J	0.00027	0.2	01Jan2000, 11:33	0.1	11J	0.00027	0.1	01Jan2000, 15:03	0.1
11K	0.0004	0.2	01Jan2000, 11:48	0.2	11K	0.0004	0.2	01Jan2000, 16:02	0.2
11L	0.00019	0.1	01Jan2000, 11:36	0.1	11L	0.00019	0.1	01Jan2000, 15:06	0.1
11M	0.00067	0.4	01Jan2000, 12:03	0.3	11M	0.00067	0.3	01Jan2000, 16:05	0.3
11N	0.00073	0.4	01Jan2000, 11:39	0.3	11N	0.00073	0.4	01Jan2000, 16:01	0.3
11O	0.00018	0.1	01Jan2000, 11:33	0.1	11O	0.00018	0.1	01Jan2000, 15:04	0.1
11P	0.00098	0.6	01Jan2000, 11:48	0.4	11P	0.00098	0.5	01Jan2000, 16:03	0.4
11Q	0.00021	0.1	01Jan2000, 11:30	0.1	11Q	0.00021	0.1	01Jan2000, 15:01	0.1
11R	0.00094	0.5	01Jan2000, 11:39	0.4	11R	0.00094	0.5	01Jan2000, 15:12	0.4
11S	0.0002	0.1	01Jan2000, 11:36	0.1	11S	0.0002	0.1	01Jan2000, 15:09	0.1
11T	0.00063	0.4	01Jan2000, 11:42	0.3	11T	0.00063	0.3	01Jan2000, 16:01	0.3
11U	0.00048	0.3	01Jan2000, 11:48	0.2	11U	0.00048	0.2	01Jan2000, 16:03	0.2
11U2	0.0002	0.1	01Jan2000, 11:39	0.1	11U2	0.0002	0.1	01Jan2000, 16:02	0.1
11V	0.00033	0.2	01Jan2000, 11:45	0.1	11V	0.00033	0.2	01Jan2000, 15:22	0.1
11W	0.00007	0	01Jan2000, 11:30	0	11W	0.00007	0	01Jan2000, 15:00	0
11X	0.00321	1.9	01Jan2000, 11:36	1.3	11X	0.00321	1.5	01Jan2000, 16:01	1.3
11Y	0.00067	0.4	01Jan2000, 11:39	0.3	11Y	0.00067	0.3	01Jan2000, 15:11	0.3
11Z	0.00243	1.4	01Jan2000, 11:36	1	11Z	0.00243	1.2	01Jan2000, 16:00	1
11Z2	0.00023	0.1	01Jan2000, 11:33	0.1	11Z2	0.00023	0.1	01Jan2000, 16:00	0.1
2A	0.00113	0.7	01Jan2000, 11:36	0.5	2A	0.00113	0.5	01Jan2000, 15:07	0.5
2B	0.00688	3.9	01Jan2000, 11:36	2.5	2B	0.00688	3.2	01Jan2000, 16:01	2.7
2C	0.00015	0.1	01Jan2000, 11:33	0.1	2C	0.00015	0.1	01Jan2000, 16:00	0.1
2D	0.00011	0.1	01Jan2000, 11:30	0	2D	0.00011	0.1	01Jan2000, 15:00	0

2E	0.00012	0.1	01Jan2000, 11:30	0.1	2E	0.00012	0.1	01Jan2000, 15:00	0.1
2F	0.00036	0.2	01Jan2000, 11:30	0.1	2F	0.00036	0.2	01Jan2000, 15:00	0.2
2G	0.00065	0.4	01Jan2000, 11:30	0.3	2G	0.00065	0.3	01Jan2000, 15:00	0.3
2H	0.00018	0.1	01Jan2000, 11:30	0.1	2H	0.00018	0.1	01Jan2000, 15:00	0.1
2I	0.00019	0.1	01Jan2000, 11:33	0.1	2I	0.00019	0.1	01Jan2000, 15:04	0.1
2K	0.00045	0.3	01Jan2000, 11:30	0.2	2K	0.00045	0.2	01Jan2000, 15:01	0.2
2L	0.00074	0.4	01Jan2000, 11:33	0.3	2L	0.00074	0.4	01Jan2000, 15:03	0.3
2M	0.00004	0	01Jan2000, 11:30	0	2M	0.00004	0	01Jan2000, 15:00	0
2N	0.00013	0.1	01Jan2000, 11:30	0.1	2N	0.00013	0.1	01Jan2000, 15:00	0.1
2O	0.00013	0.1	01Jan2000, 11:30	0.1	2O	0.00013	0.1	01Jan2000, 15:00	0.1
2P	0.00035	0.2	01Jan2000, 11:30	0.1	2P	0.00035	0.2	01Jan2000, 15:00	0.2
2Q	0.00015	0.1	01Jan2000, 11:30	0.1	2Q	0.00015	0.1	01Jan2000, 15:00	0.1
2R	0.00003	0	01Jan2000, 11:30	0	2R	0.00003	0	01Jan2000, 15:00	0
2S	0.00019	0.1	01Jan2000, 11:30	0.1	2S	0.00019	0.1	01Jan2000, 15:00	0.1
2T	0.00017	0.1	01Jan2000, 11:30	0.1	2T	0.00017	0.1	01Jan2000, 15:00	0.1
2U	0.00035	0.2	01Jan2000, 11:30	0.2	2U	0.00035	0.2	01Jan2000, 15:00	0.2
2V	0.00021	0.1	01Jan2000, 11:30	0.1	2V	0.00021	0.1	01Jan2000, 15:00	0.1
2W	0.00009	0.1	01Jan2000, 11:30	0	2W	0.00009	0	01Jan2000, 15:00	0
3A	0.00017	0.1	01Jan2000, 11:30	0.1	3A	0.00017	0.1	01Jan2000, 15:00	0.1
3B	0.00025	0.1	01Jan2000, 11:30	0.1	3B	0.00025	0.1	01Jan2000, 15:00	0.1
3C	0.00014	0.1	01Jan2000, 11:24	0.1	3C	0.00014	0.1	01Jan2000, 14:05	0.1
3D	0.0005	0.3	01Jan2000, 11:30	0.2	3D	0.0005	0.2	01Jan2000, 15:00	0.2
4A	0.00025	0.1	01Jan2000, 11:30	0.1	4A	0.00025	0.1	01Jan2000, 15:00	0.1
4B	0.00024	0.1	01Jan2000, 11:30	0.1	4B	0.00024	0.1	01Jan2000, 15:00	0.1
4C	0.00014	0.1	01Jan2000, 11:30	0.1	4C	0.00014	0.1	01Jan2000, 15:00	0.1
4D	0.00007	0	01Jan2000, 11:24	0	4D	0.00007	0	01Jan2000, 14:05	0
4E	0.00077	0.5	01Jan2000, 11:33	0.3	4E	0.00077	0.4	01Jan2000, 15:02	0.3
4F	0.00017	0.1	01Jan2000, 11:24	0.1	4F	0.00017	0.1	01Jan2000, 14:05	0.1
4G	0.0001	0.1	01Jan2000, 11:24	0	4G	0.0001	0	01Jan2000, 14:05	0
4H	0.00025	0.1	01Jan2000, 11:30	0.1	4H	0.00025	0.1	01Jan2000, 15:00	0.1
4I	0.00084	0.5	01Jan2000, 11:33	0.4	4I	0.00084	0.4	01Jan2000, 15:02	0.4
4J	0.00034	0.2	01Jan2000, 11:30	0.1	4J	0.00034	0.2	01Jan2000, 15:00	0.1
4K	0.00017	0.1	01Jan2000, 11:30	0.1	4K	0.00017	0.1	01Jan2000, 15:00	0.1
4L	0.00015	0.1	01Jan2000, 11:30	0.1	4L	0.00015	0.1	01Jan2000, 15:00	0.1
4M	0.00009	0.1	01Jan2000, 11:30	0	4M	0.00009	0	01Jan2000, 15:00	0
4N	0.00154	0.9	01Jan2000, 11:30	0.6	4N	0.00154	0.7	01Jan2000, 15:00	0.7
5A	0.00018	0.1	01Jan2000, 11:30	0.1	5A	0.00018	0.1	01Jan2000, 15:00	0.1
5B	0.00173	1	01Jan2000, 11:33	0.7	5B	0.00173	0.8	01Jan2000, 15:02	0.8
5C	0.00027	0.2	01Jan2000, 11:30	0.1	5C	0.00027	0.1	01Jan2000, 15:00	0.1
5D	0.00107	0.6	01Jan2000, 11:33	0.4	5D	0.00107	0.5	01Jan2000, 15:06	0.5
5D2	0.0002	0.1	01Jan2000, 11:30	0.1	5D2	0.0002	0.1	01Jan2000, 15:00	0.1
5D3	0.00008	0	01Jan2000, 11:30	0	5D3	0.00008	0	01Jan2000, 16:00	0
5E	0.0005	0.3	01Jan2000, 11:36	0.2	5E	0.0005	0.2	01Jan2000, 16:02	0.2
5F	0.00883	5	01Jan2000, 11:42	3.4	5F	0.00883	4.2	01Jan2000, 16:01	3.6
6A	0.00014	0.1	01Jan2000, 11:30	0.1	6A	0.00014	0.1	01Jan2000, 15:00	0.1
6B	0.00405	2.3	01Jan2000, 11:39	1.6	6B	0.00405	2	01Jan2000, 16:01	1.7
6C	0.00007	0	01Jan2000, 11:24	0	6C	0.00007	0	01Jan2000, 14:05	0
6D	0.00021	0.1	01Jan2000, 11:33	0.1	6D	0.00021	0.1	01Jan2000, 16:01	0.1
6E	0.00023	0.1	01Jan2000, 11:33	0.1	6E	0.00023	0.1	01Jan2000, 15:03	0.1

6F	0.00018	0.1	01Jan2000, 11:30	0.1	6F	0.00018	0.1	01Jan2000, 15:02	0.1
6G	0.00658	3.7	01Jan2000, 11:39	2.5	6G	0.00658	3.1	01Jan2000, 16:01	2.7
6H	0.00019	0.1	01Jan2000, 11:33	0.1	6H	0.00019	0.1	01Jan2000, 15:04	0.1
6I	0.00052	0.3	01Jan2000, 11:36	0.2	6I	0.00052	0.2	01Jan2000, 16:01	0.2
6J	0.00009	0.1	01Jan2000, 11:24	0	6J	0.00009	0	01Jan2000, 14:05	0
6K	0.00006	0	01Jan2000, 11:24	0	6K	0.00006	0	01Jan2000, 14:08	0
6L	0.00007	0	01Jan2000, 11:24	0	6L	0.00007	0	01Jan2000, 14:08	0
6M	0.00007	0	01Jan2000, 11:24	0	6M	0.00007	0	01Jan2000, 14:05	0
6N	0.0001	0.1	01Jan2000, 11:24	0	6N	0.0001	0	01Jan2000, 14:09	0
6O	0.00017	0.1	01Jan2000, 11:30	0.1	6O	0.00017	0.1	01Jan2000, 15:00	0.1
6P	0.00017	0.1	01Jan2000, 11:30	0.1	6P	0.00017	0.1	01Jan2000, 15:00	0.1
6Q	0.00012	0.1	01Jan2000, 11:30	0.1	6Q	0.00012	0.1	01Jan2000, 15:00	0.1
6R	0.00009	0.1	01Jan2000, 11:30	0	6R	0.00009	0	01Jan2000, 16:00	0
6S	0.00013	0.1	01Jan2000, 11:30	0.1	6S	0.00013	0.1	01Jan2000, 15:00	0.1
6T	0.00013	0.1	01Jan2000, 11:30	0.1	6T	0.00013	0.1	01Jan2000, 15:00	0.1
7A	0.00269	1.6	01Jan2000, 11:42	1	7A	0.00269	1.3	01Jan2000, 16:02	1.1
7B	0.00146	0.8	01Jan2000, 11:33	0.6	7B	0.00146	0.7	01Jan2000, 16:01	0.6
7C	0.0005	0.3	01Jan2000, 11:36	0.2	7C	0.0005	0.2	01Jan2000, 16:01	0.2
7D	0.00027	0.2	01Jan2000, 11:36	0.1	7D	0.00027	0.1	01Jan2000, 16:01	0.1
7E	0.00023	0.1	01Jan2000, 11:36	0.1	7E	0.00023	0.1	01Jan2000, 15:07	0.1
7F	0.00008	0	01Jan2000, 11:27	0	7F	0.00008	0	01Jan2000, 14:18	0
7G	0.00008	0	01Jan2000, 11:30	0	7G	0.00008	0	01Jan2000, 15:01	0
7H	0.0002	0.1	01Jan2000, 11:30	0.1	7H	0.0002	0.1	01Jan2000, 15:00	0.1
7I	0.00029	0.2	01Jan2000, 11:33	0.1	7I	0.00029	0.1	01Jan2000, 16:00	0.1
7I2	0.0001	0.1	01Jan2000, 11:24	0	7I2	0.0001	0	01Jan2000, 14:08	0
7J	0.00052	0.3	01Jan2000, 11:36	0.2	7J	0.00052	0.3	01Jan2000, 16:00	0.2
7K	0.00855	4.8	01Jan2000, 12:00	3.2	7K	0.00855	4.1	01Jan2000, 16:02	3.5
7L	0.00007	0	01Jan2000, 11:30	0	7L	0.00007	0	01Jan2000, 15:00	0
7M	0.00012	0.1	01Jan2000, 11:24	0.1	7M	0.00012	0.1	01Jan2000, 14:09	0.1
8A	0.00012	0.1	01Jan2000, 11:30	0.1	8A	0.00012	0.1	01Jan2000, 15:01	0.1
8A2	0.00009	0.1	01Jan2000, 11:24	0	8A2	0.00009	0	01Jan2000, 14:08	0
8B	0.00056	0.3	01Jan2000, 11:39	0.2	8B	0.00056	0.3	01Jan2000, 16:02	0.2
8B2	0.00051	0.3	01Jan2000, 11:36	0.2	8B2	0.00051	0.2	01Jan2000, 16:01	0.2
8C	0.00017	0.1	01Jan2000, 11:30	0.1	8C	0.00017	0.1	01Jan2000, 15:00	0.1
8C2	0.00011	0.1	01Jan2000, 11:24	0	8C2	0.00011	0.1	01Jan2000, 14:08	0.1
8D	0.00066	0.4	01Jan2000, 11:36	0.2	8D	0.00066	0.3	01Jan2000, 16:01	0.3
8D2	0.00034	0.2	01Jan2000, 11:33	0.1	8D2	0.00034	0.2	01Jan2000, 16:01	0.1
8E	0.0001	0.1	01Jan2000, 11:30	0	8E	0.0001	0	01Jan2000, 15:00	0
8F	0.00054	0.3	01Jan2000, 11:33	0.2	8F	0.00054	0.3	01Jan2000, 15:06	0.2
8G	0.00011	0.1	01Jan2000, 11:30	0	8G	0.00011	0.1	01Jan2000, 15:00	0
8H	0.00047	0.3	01Jan2000, 11:42	0.2	8H	0.00047	0.2	01Jan2000, 16:02	0.2
8I	0.00017	0.1	01Jan2000, 11:30	0.1	8I	0.00017	0.1	01Jan2000, 15:00	0.1
8J	0.00049	0.3	01Jan2000, 11:36	0.2	8J	0.00049	0.2	01Jan2000, 15:08	0.2
8K	0.00025	0.1	01Jan2000, 11:30	0.1	8K	0.00025	0.1	01Jan2000, 15:00	0.1
8L	0.00016	0.1	01Jan2000, 11:24	0.1	8L	0.00016	0.1	01Jan2000, 14:12	0.1
8M	0.00024	0.1	01Jan2000, 11:33	0.1	8M	0.00024	0.1	01Jan2000, 16:01	0.1
9A	0.00196	1.2	01Jan2000, 11:36	0.8	9A	0.00196	1	01Jan2000, 15:07	0.9
9B	0.00131	0.8	01Jan2000, 11:30	0.5	9B	0.00131	0.6	01Jan2000, 15:00	0.6
9C	0.00016	0.1	01Jan2000, 11:30	0.1	9C	0.00016	0.1	01Jan2000, 15:00	0.1

	9C2	0.00012	0.1	01Jan2000, 11:30	0		9C2	0.00012	0.1	01Jan2000, 15:01	0.1
	9D	0.00014	0.1	01Jan2000, 11:24	0.1		9D	0.00014	0.1	01Jan2000, 14:09	0.1
	9E	0.0013	0.8	01Jan2000, 11:33	0.5		9E	0.0013	0.6	01Jan2000, 15:02	0.6
	9F	0.00279	1.7	01Jan2000, 11:30	1.2		9F	0.00279	1.4	01Jan2000, 15:00	1.2
	9G	0.00073	0.4	01Jan2000, 11:33	0.3		9G	0.00073	0.4	01Jan2000, 16:00	0.3
	9H	0.00033	0.2	01Jan2000, 11:30	0.1		9H	0.00033	0.2	01Jan2000, 15:02	0.1
	9I	0.00081	0.5	01Jan2000, 11:33	0.3		9I	0.00081	0.4	01Jan2000, 16:00	0.3
	9J	0.00019	0.1	01Jan2000, 11:30	0.1		9J	0.00019	0.1	01Jan2000, 15:00	0.1

100YR240HR				
Hydrologic Element	Drainage Area (MI2)	Peak Discharge (CFS)	Time of Peak	Volume (AC-FT)
DEP 1C	0.00268	0.2	09Jan2000, 12:00	1.8
DEP 1E	0.00682	0.6	09Jan2000, 12:00	4.4
DEP 11AE	0.00471	0.4	09Jan2000, 12:00	3.1
DEP 11Z	0.00243	0.2	09Jan2000, 12:00	1.6
DEP 5F	0.00883	0.8	09Jan2000, 12:00	5.5
DEP 6G	0.00658	0.6	09Jan2000, 12:00	4.1
DEP 7K	0.00855	0.7	09Jan2000, 12:00	5.3
DET 11X	0.00321	0.3	09Jan2000, 12:00	2
EX STR 1	0.00149	0.1	09Jan2000, 12:00	1
EX STR 11	0.00004	0	09Jan2000, 12:00	0
EX STR 12	0.00013	0	09Jan2000, 12:00	0.1
EX STR 13	0.00013	0	09Jan2000, 12:00	0.1
EX STR 14	0.00827	0.7	09Jan2000, 12:00	5.1
EX STR 15	0.00842	0.7	09Jan2000, 12:00	5.2
EX STR 16	0.0005	0	09Jan2000, 12:00	0.3
EX STR 17	0.00025	0	09Jan2000, 12:00	0.2
EX STR 18	0.00024	0	09Jan2000, 12:00	0.2
EX STR 19	0.00021	0	09Jan2000, 12:00	0.1
EX STR 2	0.00417	0.4	09Jan2000, 12:00	2.7
EX STR 20	0.00007	0	09Jan2000, 00:36	0
EX STR 21	0.00077	0.1	09Jan2000, 12:00	0.5
EX STR 22	0.00317	0.3	09Jan2000, 12:00	2.1
EX STR 23	0.00276	0.2	09Jan2000, 12:00	1.8
EX STR 24	0.0024	0.2	09Jan2000, 12:00	1.6
EX STR 25	0.00231	0.2	09Jan2000, 12:00	1.5
EX STR 27	0.00196	0.2	09Jan2000, 12:00	1.3
EX STR 28	0.0013	0.1	09Jan2000, 12:00	0.9
EX STR 28-2	0.00426	0.4	09Jan2000, 12:00	2.8
EX STR 29	0.001	0.1	09Jan2000, 12:00	0.6
EX STR 3	0.00425	0.4	09Jan2000, 12:00	2.8
EX STR 30	0.00019	0	09Jan2000, 12:00	0.1
EX STR 31	0.00839	0.7	09Jan2000, 12:00	5.4
EX STR 32	0.00992	0.9	09Jan2000, 12:00	6.3
EX STR 32-2	0.01051	0.9	09Jan2000, 12:00	6.7
EX STR 33	0.00064	0.1	09Jan2000, 12:00	0.4
EX STR 34	0.0004	0	09Jan2000, 12:00	0.3
EX STR 35	0.00059	0.1	09Jan2000, 12:00	0.4
EX STR 36	0.00094	0.1	09Jan2000, 12:00	0.6
EX STR 37	0.01165	1	09Jan2000, 12:00	7.5
EX STR 38	0.00321	0.3	09Jan2000, 12:00	2
EX STR 39	0.00101	0.1	09Jan2000, 12:00	0.7
EX STR 4	0.01107	1	09Jan2000, 12:00	7.2
EX STR 40	0.00163	0.1	09Jan2000, 12:00	1.1
EX STR 41	0.00035	0	09Jan2000, 12:00	0.2
EX STR 41-2	0.00136	0.1	09Jan2000, 12:00	0.9

100YR30MIN				
Hydrologic Element	Drainage Area (MI2)	Peak Discharge (CFS)	Time of Peak	Volume (AC-FT)
DEP 1C	0.00268	8.1	01Jan2000, 00:18	0.4
DEP 1E	0.00682	14.2	01Jan2000, 00:30	1
DEP 11AE	0.00471	10.2	01Jan2000, 00:24	0.7
DEP 11Z	0.00243	5.8	01Jan2000, 00:21	0.3
DEP 5F	0.00883	15.5	01Jan2000, 00:27	1.1
DEP 6G	0.00658	12	01Jan2000, 00:27	0.8
DEP 7K	0.00855	14.4	01Jan2000, 00:27	1.1
DET 11X	0.00321	7	01Jan2000, 00:21	0.4
EX STR 1	0.00149	4.7	01Jan2000, 00:21	0.2
EX STR 11	0.00004	0.3	01Jan2000, 00:06	0
EX STR 12	0.00013	0.9	01Jan2000, 00:06	0
EX STR 13	0.00013	0.9	01Jan2000, 00:06	0
EX STR 14	0.00827	19.3	01Jan2000, 00:21	1
EX STR 15	0.00842	19.6	01Jan2000, 00:21	1
EX STR 16	0.0005	2.6	01Jan2000, 00:12	0.1
EX STR 17	0.00025	1.4	01Jan2000, 00:12	0
EX STR 18	0.00024	1.6	01Jan2000, 00:06	0
EX STR 19	0.00021	1.5	01Jan2000, 00:06	0
EX STR 2	0.00417	12.6	01Jan2000, 00:21	0.6
EX STR 20	0.00007	0.5	01Jan2000, 00:06	0
EX STR 21	0.00077	2.8	01Jan2000, 00:18	0.1
EX STR 22	0.00317	15.2	01Jan2000, 00:09	0.5
EX STR 23	0.00276	12.8	01Jan2000, 00:09	0.4
EX STR 24	0.0024	10.6	01Jan2000, 00:09	0.4
EX STR 25	0.00231	10	01Jan2000, 00:09	0.3
EX STR 27	0.00196	6.1	01Jan2000, 00:24	0.3
EX STR 28	0.0013	4.9	01Jan2000, 00:18	0.2
EX STR 28-2	0.00426	13.5	01Jan2000, 00:21	0.7
EX STR 29	0.001	3.1	01Jan2000, 00:18	0.1
EX STR 3	0.00425	12.7	01Jan2000, 00:21	0.6
EX STR 30	0.00019	1.4	01Jan2000, 00:06	0
EX STR 31	0.00839	24.4	01Jan2000, 00:24	1.2
EX STR 32	0.00992	27.6	01Jan2000, 00:24	1.4
EX STR 32-2	0.01051	28.8	01Jan2000, 00:24	1.5
EX STR 33	0.00064	1.8	01Jan2000, 00:27	0.1
EX STR 34	0.0004	0.8	01Jan2000, 00:36	0.1
EX STR 35	0.00059	1.3	01Jan2000, 00:30	0.1
EX STR 36	0.00094	2.4	01Jan2000, 00:30	0.1
EX STR 37	0.01165	31.6	01Jan2000, 00:24	1.6
EX STR 38	0.00321	7	01Jan2000, 00:21	0.4
EX STR 39	0.00101	4	01Jan2000, 00:18	0.2
EX STR 4	0.01107	25.4	01Jan2000, 00:24	1.6
EX STR 40	0.00163	7.2	01Jan2000, 00:15	0.3
EX STR 41	0.00035	2.7	01Jan2000, 00:06	0.1
EX STR 41-2	0.00136	4.8	01Jan2000, 00:15	0.2

EX STR 42	0.2003	17.6	09Jan2000, 12:00	129.9	EX STR 42	0.2003	322.3	01Jan2000, 00:45	29.6
EX STR 42-2	0.20166	17.7	09Jan2000, 12:00	130.8	EX STR 42-2	0.20166	323.4	01Jan2000, 00:45	29.8
EX STR 43	0.00664	0.6	09Jan2000, 12:00	4.3	EX STR 43	0.00664	14.1	01Jan2000, 00:39	1
EX STR 43-2	0.22158	19.5	09Jan2000, 12:00	143.7	EX STR 43-2	0.22158	351.7	01Jan2000, 00:45	32.7
EX STR 44	0.00029	0	09Jan2000, 12:00	0.2	EX STR 44	0.00029	1.2	01Jan2000, 00:15	0
EX STR 45	0.00053	0	09Jan2000, 12:00	0.4	EX STR 45	0.00053	4	01Jan2000, 00:06	0.1
EX STR 45-2	0.25394	22.3	09Jan2000, 12:00	164.6	EX STR 45-2	0.25394	397.1	01Jan2000, 00:42	37.4
EX STR 46	0.00004	0	09Jan2000, 12:00	0	EX STR 46	0.00004	0.3	01Jan2000, 00:06	0
EX STR 47	0.00268	0.2	09Jan2000, 12:00	1.8	EX STR 47	0.00268	6.9	01Jan2000, 00:33	0.4
EX STR 47-2	0.25662	22.6	09Jan2000, 12:00	166.4	EX STR 47-2	0.25662	403	01Jan2000, 00:42	37.9
EX STR 48	0.19621	17.3	09Jan2000, 12:00	127.2	EX STR 48	0.19621	316.8	01Jan2000, 00:45	28.9
EX STR 49	0.15782	13.9	09Jan2000, 12:00	102.5	EX STR 49	0.15782	254.3	01Jan2000, 00:51	23.4
EX STR 5	0.00688	0.6	09Jan2000, 12:00	4.2	EX STR 5	0.00688	16.6	01Jan2000, 00:24	0.8
EX STR 50	0.04317	3.8	09Jan2000, 12:00	27.1	EX STR 50	0.04317	66.7	01Jan2000, 00:48	5.7
EX STR 6	0.00707	0.6	09Jan2000, 12:00	4.3	EX STR 6	0.00707	17.1	01Jan2000, 00:24	0.8
EX STR 7	0.00731	0.6	09Jan2000, 12:00	4.4	EX STR 7	0.00731	17.5	01Jan2000, 00:21	0.9
EX STR 8	0.00756	0.7	09Jan2000, 12:00	4.6	EX STR 8	0.00756	18	01Jan2000, 00:21	0.9
EX STR 9	0.00792	0.7	09Jan2000, 12:00	4.8	EX STR 9	0.00792	18.6	01Jan2000, 00:21	1
J-S101	1E-07	0	09Jan2000, 00:39	0	J-S101	1E-07	0	01Jan2000, 00:09	0
J-S601	1E-07	0	09Jan2000, 00:39	0	J-S601	1E-07	0	01Jan2000, 00:09	0
J-S602	1E-07	0	09Jan2000, 00:39	0	J-S602	1E-07	0	01Jan2000, 00:09	0
OUTLET 1 - S122	0.01747	1.5	09Jan2000, 11:57	11.1	OUTLET 1 - S122	0.01747	36	01Jan2000, 00:24	2.4
OUTLET 10	0.00188	0.2	09Jan2000, 11:57	1.2	OUTLET 10	0.00188	3.1	01Jan2000, 00:36	0.3
OUTLET 11	0.25662	22.6	09Jan2000, 11:57	166.4	OUTLET 11	0.25662	403	01Jan2000, 00:39	37.8
OUTLET 2 - S205	0.0128	1.1	09Jan2000, 11:57	8.1	OUTLET 2 - S205	0.0128	31.5	01Jan2000, 00:18	1.7
OUTLET 3A - S209	0.00056	0	09Jan2000, 11:57	0.4	OUTLET 3A - S209	0.00056	4.4	01Jan2000, 00:03	0.1
OUTLET 3B - S1001	0.0005	0	09Jan2000, 11:57	0.3	OUTLET 3B - S1001	0.0005	2.6	01Jan2000, 00:09	0.1
OUTLET 4 - S213	0.00512	0.5	09Jan2000, 11:57	3.4	OUTLET 4 - S213	0.00512	23	01Jan2000, 00:06	0.8
OUTLET 5 - S224	0.01286	1.1	09Jan2000, 11:57	8.1	OUTLET 5 - S224	0.01286	26.3	01Jan2000, 00:21	1.7
OUTLET 6	0.01337	1.2	09Jan2000, 11:57	8.4	OUTLET 6	0.01337	27.1	01Jan2000, 00:21	1.8
OUTLET 7 - S409	0.01516	1.3	09Jan2000, 11:57	9.5	OUTLET 7 - S409	0.01516	11.4	01Jan2000, 01:03	2
OUTLET 8A - S511	0.00485	0.4	09Jan2000, 11:57	3.1	OUTLET 8A - S511	0.00485	13	01Jan2000, 00:18	0.7
OUTLET 8B - S528	0.00024	0	09Jan2000, 11:57	0.1	OUTLET 8B - S528	0.00024	0.6	01Jan2000, 00:15	0
OUTLET 9 - S525	0.00984	0.9	09Jan2000, 11:57	6.5	OUTLET 9 - S525	0.00984	8.7	01Jan2000, 00:45	1.5
PIPE DET OUTLET 1	0.00178	0.2	09Jan2000, 12:00	1.1	PIPE DET OUTLET 1	0.00178	0.8	01Jan2000, 01:03	0.2
PIPE DET OUTLET 7	0.01516	1.3	09Jan2000, 12:00	9.5	PIPE DET OUTLET 7	0.01516	11.4	01Jan2000, 01:06	2

PIPE DET OUTLET 8	0.00485	0.4	09Jan2000, 12:00	3.1	PIPE DET OUTLET 8	0.00485	13	01Jan2000, 00:21	0.7
PIPE DET OUTLET 9	0.00984	0.9	09Jan2000, 12:00	6.5	PIPE DET OUTLET 9	0.00984	8.7	01Jan2000, 00:48	1.5
S1002	0.0046	0.4	09Jan2000, 12:00	3	S1002	0.0046	19.6	01Jan2000, 00:09	0.7
S1003	0.00485	0.4	09Jan2000, 12:00	3.2	S1003	0.00485	21.2	01Jan2000, 00:09	0.7
S1004	0.00074	0.1	09Jan2000, 12:00	0.5	S1004	0.00074	2.7	01Jan2000, 00:21	0.1
S1005	0.00037	0	09Jan2000, 12:00	0.2	S1005	0.00037	1.5	01Jan2000, 00:06	0.1
S1006	0.00966	0.8	09Jan2000, 12:00	6	S1006	0.00966	22.2	01Jan2000, 00:21	1.2
S1007	0.00966	0.8	09Jan2000, 12:00	6	S1007	0.00966	22.2	01Jan2000, 00:21	1.2
S1008	0.00017	0	09Jan2000, 12:00	0.1	S1008	0.00017	1.3	01Jan2000, 00:06	0
S1009	0.00983	0.9	09Jan2000, 12:00	6.1	S1009	0.00983	22.5	01Jan2000, 00:21	1.3
S101	1E-07	0	09Jan2000, 00:39	0	S101	1E-07	0	01Jan2000, 00:09	0
S1010	0.00045	0	09Jan2000, 12:00	0.3	S1010	0.00045	1.8	01Jan2000, 00:18	0.1
S1011	0.01028	0.9	09Jan2000, 12:00	6.4	S1011	0.01028	24.3	01Jan2000, 00:21	1.3
S102	0.00008	0	09Jan2000, 00:36	0.1	S102	0.00008	0.6	01Jan2000, 00:06	0
S103	0.00015	0	09Jan2000, 01:51	0.1	S103	0.00015	0.7	01Jan2000, 00:06	0
S105	0.00022	0	09Jan2000, 12:00	0.1	S105	0.00022	1.5	01Jan2000, 00:06	0
S106	0.00037	0	09Jan2000, 12:00	0.2	S106	0.00037	2.2	01Jan2000, 00:06	0.1
S107	0.00048	0	09Jan2000, 12:00	0.3	S107	0.00048	2.3	01Jan2000, 00:06	0.1
S108	0.00012	0	09Jan2000, 00:36	0.1	S108	0.00012	0.9	01Jan2000, 00:06	0
S109	0.00011	0	09Jan2000, 00:36	0.1	S109	0.00011	0.9	01Jan2000, 00:06	0
S110	0.00074	0.1	09Jan2000, 12:00	0.4	S110	0.00074	1.9	01Jan2000, 00:15	0.1
S1101	0.00018	0	09Jan2000, 12:00	0.1	S1101	0.00018	1.4	01Jan2000, 00:06	0
S1102	0.00065	0.1	09Jan2000, 12:00	0.4	S1102	0.00065	4.6	01Jan2000, 00:06	0.1
S1103	0.0091	0.8	09Jan2000, 12:00	5.6	S1103	0.0091	20.9	01Jan2000, 00:21	1.2
S111	0.00101	0.1	09Jan2000, 12:00	0.6	S111	0.00101	2.9	01Jan2000, 00:12	0.1
S112	0.0001	0	09Jan2000, 12:00	0.1	S112	0.0001	0.6	01Jan2000, 00:06	0
S113	0.00163	0.1	09Jan2000, 12:00	1	S113	0.00163	6	01Jan2000, 00:09	0.2
S114	0.00009	0	09Jan2000, 12:00	0.1	S114	0.00009	0.4	01Jan2000, 00:12	0
S115	0.00178	0.2	09Jan2000, 12:00	1.1	S115	0.00178	6.5	01Jan2000, 00:09	0.2
S116	0.00178	0.2	09Jan2000, 12:00	1.1	S116	0.00178	0.8	01Jan2000, 01:03	0.2
S117	0.00055	0	09Jan2000, 12:00	0.3	S117	0.00055	1	01Jan2000, 00:24	0
S118	0.01697	1.5	09Jan2000, 12:00	10.8	S118	0.01697	34.7	01Jan2000, 00:27	2.3
S119	0.0005	0	09Jan2000, 12:00	0.3	S119	0.0005	1.4	01Jan2000, 00:24	0.1
S120	0.01747	1.5	09Jan2000, 12:00	11.1	S120	0.01747	36	01Jan2000, 00:27	2.4
S121	0.01747	1.5	09Jan2000, 12:00	11.1	S121	0.01747	36	01Jan2000, 00:27	2.4
S123	0.00021	0	09Jan2000, 12:00	0.1	S123	0.00021	1.6	01Jan2000, 00:06	0
S124	0.00017	0	09Jan2000, 12:00	0.1	S124	0.00017	1.3	01Jan2000, 00:06	0
S201	0.0003	0	09Jan2000, 12:00	0.2	S201	0.0003	2.3	01Jan2000, 00:06	0.1
S202	0.0003	0	09Jan2000, 12:00	0.2	S202	0.0003	2.3	01Jan2000, 00:06	0.1
S203	0.00217	0.2	09Jan2000, 12:00	1.4	S203	0.00217	6.6	01Jan2000, 00:21	0.3
S204	0.0128	1.1	09Jan2000, 12:00	8.1	S204	0.0128	31.5	01Jan2000, 00:21	1.7
S206	0.00042	0	09Jan2000, 12:00	0.3	S206	0.00042	3.3	01Jan2000, 00:06	0.1
S207	0.00042	0	09Jan2000, 12:00	0.3	S207	0.00042	3.3	01Jan2000, 00:06	0.1
S208	0.00056	0	09Jan2000, 12:00	0.4	S208	0.00056	4.4	01Jan2000, 00:06	0.1
S210	0.00495	0.4	09Jan2000, 12:00	3.3	S210	0.00495	21.9	01Jan2000, 00:09	0.8
S211	0.00017	0	09Jan2000, 00:36	0.1	S211	0.00017	1.3	01Jan2000, 00:06	0
S212	0.00512	0.5	09Jan2000, 12:00	3.4	S212	0.00512	23	01Jan2000, 00:09	0.8

S214	0.00173	0.2	09Jan2000, 12:00	1.1	S214	0.00173	6.4	01Jan2000, 00:18	0.3
S215	0.00191	0.2	09Jan2000, 12:00	1.3	S215	0.00191	6.8	01Jan2000, 00:18	0.3
S216A	0.0002	0	09Jan2000, 12:00	0.1	S216A	0.0002	1	01Jan2000, 00:12	0
S217A	0.00028	0	09Jan2000, 12:00	0.2	S217A	0.00028	1.3	01Jan2000, 00:12	0
S218	0.00883	0.8	09Jan2000, 12:00	5.5	S218	0.00883	15.5	01Jan2000, 00:27	1.1
S219	0.00883	0.8	09Jan2000, 12:00	5.5	S219	0.00883	15.5	01Jan2000, 00:27	1.1
S220	0.00933	0.8	09Jan2000, 12:00	5.8	S220	0.00933	16.5	01Jan2000, 00:27	1.2
S221	0.01068	0.9	09Jan2000, 12:00	6.7	S221	0.01068	19.9	01Jan2000, 00:27	1.4
S222	0.01286	1.1	09Jan2000, 12:00	8.1	S222	0.01286	26.3	01Jan2000, 00:24	1.7
S223	0.01286	1.1	09Jan2000, 12:00	8.1	S223	0.01286	26.3	01Jan2000, 00:24	1.7
S225	0.01337	1.2	09Jan2000, 12:00	8.4	S225	0.01337	27.1	01Jan2000, 00:24	1.8
S226	0.01337	1.2	09Jan2000, 12:00	8.4	S226	0.01337	27.1	01Jan2000, 00:24	1.8
S227	0.00014	0	09Jan2000, 12:00	0.1	S227	0.00014	1	01Jan2000, 00:06	0
S228	0.00405	0.4	09Jan2000, 12:00	2.6	S228	0.00405	10.1	01Jan2000, 00:27	0.6
S229	0.00405	0.4	09Jan2000, 12:00	2.6	S229	0.00405	10.1	01Jan2000, 00:27	0.6
S230	0.00412	0.4	09Jan2000, 12:00	2.6	S230	0.00412	10.2	01Jan2000, 00:27	0.6
S301	0.0001	0	09Jan2000, 00:36	0.1	S301	0.0001	0.8	01Jan2000, 00:06	0
S302	0.0001	0	09Jan2000, 00:36	0.1	S302	0.0001	0.8	01Jan2000, 00:06	0
S303	0.00017	0	09Jan2000, 12:00	0.1	S303	0.00017	1.3	01Jan2000, 00:06	0
S304	0.00027	0	09Jan2000, 12:00	0.2	S304	0.00027	2.1	01Jan2000, 00:06	0
S305	0.00009	0	09Jan2000, 00:36	0.1	S305	0.00009	0.7	01Jan2000, 00:06	0
S306	0.00026	0	09Jan2000, 12:00	0.2	S306	0.00026	2	01Jan2000, 00:06	0
S307	0.00053	0	09Jan2000, 12:00	0.4	S307	0.00053	4.1	01Jan2000, 00:06	0.1
S308	0.00006	0	09Jan2000, 00:36	0	S308	0.00006	0.5	01Jan2000, 00:06	0
S309	0.00018	0	09Jan2000, 12:00	0.1	S309	0.00018	1.4	01Jan2000, 00:06	0
S310	0.00009	0	09Jan2000, 12:00	0.1	S310	0.00009	0.4	01Jan2000, 00:09	0
S311	0.0008	0.1	09Jan2000, 12:00	0.5	S311	0.0008	5.7	01Jan2000, 00:06	0.1
S312A	0.00021	0	09Jan2000, 12:00	0.1	S312A	0.00021	0.6	01Jan2000, 00:18	0
S313A	0.00044	0	09Jan2000, 12:00	0.3	S313A	0.00044	1.4	01Jan2000, 00:18	0.1
S314A	0.00062	0.1	09Jan2000, 12:00	0.4	S314A	0.00062	2	01Jan2000, 00:18	0.1
S315	0.0072	0.6	09Jan2000, 12:00	4.5	S315	0.0072	13.4	01Jan2000, 00:24	0.9
S316	0.0072	0.6	09Jan2000, 12:00	4.5	S316	0.0072	13.4	01Jan2000, 00:24	0.9
S317	0.00727	0.6	09Jan2000, 12:00	4.5	S317	0.00727	13.5	01Jan2000, 00:24	0.9
S318A	0.00019	0	09Jan2000, 12:00	0.1	S318A	0.00019	0.7	01Jan2000, 00:18	0
S319	0.00071	0.1	09Jan2000, 12:00	0.4	S319	0.00071	2	01Jan2000, 00:21	0.1
S320	0.01217	1.1	09Jan2000, 12:00	7.6	S320	0.01217	25.4	01Jan2000, 00:27	1.6
S321	0.00013	0	09Jan2000, 12:00	0.1	S321	0.00013	1	01Jan2000, 00:06	0
S322	0.01257	1.1	09Jan2000, 12:00	7.9	S322	0.01257	25.9	01Jan2000, 00:24	1.7
S323	0.01337	1.2	09Jan2000, 12:00	8.4	S323	0.01337	27.1	01Jan2000, 00:24	1.8
S324	0.00269	0.2	09Jan2000, 12:00	1.7	S324	0.00269	6.3	01Jan2000, 00:30	0.4
S325	0.00415	0.4	09Jan2000, 12:00	2.6	S325	0.00415	9.9	01Jan2000, 00:27	0.6
S326	0.00012	0	09Jan2000, 00:36	0.1	S326	0.00012	0.9	01Jan2000, 00:06	0
S327	0.00427	0.4	09Jan2000, 12:00	2.7	S327	0.00427	10.1	01Jan2000, 00:27	0.6
S328	0.00477	0.4	09Jan2000, 12:00	3	S328	0.00477	11.4	01Jan2000, 00:24	0.6
S329	0.00504	0.4	09Jan2000, 12:00	3.2	S329	0.00504	12.1	01Jan2000, 00:24	0.7
S330	0.00007	0	09Jan2000, 12:00	0	S330	0.00007	0.5	01Jan2000, 00:06	0
S331	0.00534	0.5	09Jan2000, 12:00	3.4	S331	0.00534	12.9	01Jan2000, 00:24	0.7
S401	0.00008	0	09Jan2000, 00:39	0.1	S401	0.00008	0.6	01Jan2000, 00:09	0
S402	0.00016	0	09Jan2000, 12:00	0.1	S402	0.00016	0.8	01Jan2000, 00:09	0

S403	0.00045	0	09Jan2000, 12:00	0.3	S403	0.00045	1.4	01Jan2000, 00:12	0.1
S404	0.0002	0	09Jan2000, 12:00	0.1	S404	0.0002	1.5	01Jan2000, 00:06	0
S405	0.0003	0	09Jan2000, 12:00	0.2	S405	0.0003	2.3	01Jan2000, 00:06	0.1
S406	0.00127	0.1	09Jan2000, 12:00	0.8	S406	0.00127	3.5	01Jan2000, 00:09	0.2
S407	0.01516	1.3	09Jan2000, 12:00	9.5	S407	0.01516	29.4	01Jan2000, 00:24	2
S408	0.01516	1.3	09Jan2000, 12:00	9.5	S408	0.01516	11.4	01Jan2000, 01:06	2
S410	0.00056	0	09Jan2000, 12:00	0.3	S410	0.00056	1.3	01Jan2000, 00:27	0.1
S411	0.00107	0.1	09Jan2000, 12:00	0.7	S411	0.00107	2.5	01Jan2000, 00:27	0.1
S412	0.00173	0.2	09Jan2000, 12:00	1.1	S412	0.00173	4.1	01Jan2000, 00:24	0.2
S413	0.00207	0.2	09Jan2000, 12:00	1.3	S413	0.00207	5.1	01Jan2000, 00:24	0.3
S414	0.00218	0.2	09Jan2000, 12:00	1.4	S414	0.00218	5.2	01Jan2000, 00:24	0.3
S415	0.00385	0.3	09Jan2000, 12:00	2.4	S415	0.00385	9.4	01Jan2000, 00:24	0.5
S416	0.00009	0	09Jan2000, 00:36	0.1	S416	0.00009	0.7	01Jan2000, 00:06	0
S417	0.00009	0	09Jan2000, 00:36	0.1	S417	0.00009	0.7	01Jan2000, 00:06	0
S418	0.00394	0.3	09Jan2000, 12:00	2.5	S418	0.00394	9.6	01Jan2000, 00:24	0.5
S419	0.00012	0	09Jan2000, 12:00	0.1	S419	0.00012	0.5	01Jan2000, 00:15	0
S420	0.00012	0	09Jan2000, 12:00	0.1	S420	0.00012	0.5	01Jan2000, 00:15	0
S421	0.00017	0	09Jan2000, 12:00	0.1	S421	0.00017	1.3	01Jan2000, 00:06	0
S422	0.00038	0	09Jan2000, 12:00	0.3	S422	0.00038	2.9	01Jan2000, 00:06	0.1
S423	0.0005	0	09Jan2000, 12:00	0.3	S423	0.0005	3.1	01Jan2000, 00:06	0.1
S501	0.00011	0	09Jan2000, 12:00	0.1	S501	0.00011	0.8	01Jan2000, 00:06	0
S502	0.00049	0	09Jan2000, 12:00	0.3	S502	0.00049	1.4	01Jan2000, 00:24	0.1
S503	0.00066	0.1	09Jan2000, 12:00	0.4	S503	0.00066	1.7	01Jan2000, 00:24	0.1
S504	0.00113	0.1	09Jan2000, 12:00	0.7	S504	0.00113	2.6	01Jan2000, 00:24	0.2
S505	0.00016	0	09Jan2000, 00:36	0.1	S505	0.00016	1.2	01Jan2000, 00:06	0
S506	0.0041	0.4	09Jan2000, 12:00	2.6	S506	0.0041	9.8	01Jan2000, 00:24	0.6
S507	0.00025	0	09Jan2000, 12:00	0.2	S507	0.00025	1.9	01Jan2000, 00:06	0
S508	0.00075	0.1	09Jan2000, 12:00	0.5	S508	0.00075	4.9	01Jan2000, 00:06	0.1
S509	0.00485	0.4	09Jan2000, 12:00	3.1	S509	0.00485	11.3	01Jan2000, 00:21	0.7
S510	0.00485	0.4	09Jan2000, 12:00	3.1	S510	0.00485	13	01Jan2000, 00:21	0.7
S512	0.00073	0.1	09Jan2000, 12:00	0.5	S512	0.00073	2	01Jan2000, 00:18	0.1
S513	0.00279	0.2	09Jan2000, 12:00	1.9	S513	0.00279	17.2	01Jan2000, 00:09	0.4
S514	0.00705	0.6	09Jan2000, 12:00	4.7	S514	0.00705	23.2	01Jan2000, 00:12	1.1
S515	0.00836	0.7	09Jan2000, 12:00	5.5	S515	0.00836	29.6	01Jan2000, 00:09	1.3
S516	0.00921	0.8	09Jan2000, 12:00	6	S516	0.00921	31.1	01Jan2000, 00:09	1.4
S517	0.00937	0.8	09Jan2000, 12:00	6.1	S517	0.00937	31.7	01Jan2000, 00:09	1.4
S518	0.00033	0	09Jan2000, 12:00	0.2	S518	0.00033	1.4	01Jan2000, 00:15	0.1
S519	0.00033	0	09Jan2000, 12:00	0.2	S519	0.00033	1.4	01Jan2000, 00:15	0.1
S520	0.00014	0	09Jan2000, 00:36	0.1	S520	0.00014	1.1	01Jan2000, 00:06	0
S521	0.00047	0	09Jan2000, 12:00	0.3	S521	0.00047	1.8	01Jan2000, 00:12	0.1
S522	0.00047	0	09Jan2000, 12:00	0.3	S522	0.00047	1.8	01Jan2000, 00:12	0.1
S523	0.00984	0.9	09Jan2000, 12:00	6.5	S523	0.00984	33.4	01Jan2000, 00:09	1.5
S524	0.00984	0.9	09Jan2000, 12:00	6.5	S524	0.00984	8.7	01Jan2000, 00:48	1.5
S526	0.00024	0	09Jan2000, 12:00	0.1	S526	0.00024	0.6	01Jan2000, 00:18	0
S527	0.00024	0	09Jan2000, 12:00	0.1	S527	0.00024	0.6	01Jan2000, 00:18	0
S601	1E-07	0	09Jan2000, 00:39	0	S601	1E-07	0	01Jan2000, 00:09	0
S602	1E-07	0	09Jan2000, 00:39	0	S602	1E-07	0	01Jan2000, 00:09	0
S603	1E-07	0	09Jan2000, 00:39	0	S603	1E-07	0	01Jan2000, 00:09	0
S604	0.0001	0	09Jan2000, 12:00	0.1	S604	0.0001	0.8	01Jan2000, 00:06	0

S605	0.00064	0.1	09Jan2000, 12:00	0.4	S605	0.00064	1.1	01Jan2000, 00:42	0.1
S606	0.00149	0.1	09Jan2000, 12:00	1	S606	0.00149	2.8	01Jan2000, 00:39	0.2
S607	0.00176	0.2	09Jan2000, 12:00	1.1	S607	0.00176	3.1	01Jan2000, 00:36	0.3
S608	0.00188	0.2	09Jan2000, 12:00	1.2	S608	0.00188	3.1	01Jan2000, 00:39	0.3
S609	0.00032	0	09Jan2000, 12:00	0.2	S609	0.00032	1.3	01Jan2000, 00:15	0
S610	0.00039	0	09Jan2000, 12:00	0.3	S610	0.00039	1.1	01Jan2000, 00:27	0.1
S611	0.00071	0.1	09Jan2000, 12:00	0.5	S611	0.00071	2	01Jan2000, 00:18	0.1
S612	0.00031	0	09Jan2000, 12:00	0.2	S612	0.00031	1.1	01Jan2000, 00:18	0
S613	0.00009	0	09Jan2000, 12:00	0.1	S613	0.00009	0.2	01Jan2000, 00:24	0
S614	0.00238	0.2	09Jan2000, 12:00	1.5	S614	0.00238	6.2	01Jan2000, 00:24	0.3
S615	0.0034	0.3	09Jan2000, 12:00	2.2	S615	0.0034	9.2	01Jan2000, 00:24	0.5
S701	0.00185	0.2	09Jan2000, 12:00	1.2	S701	0.00185	5.8	01Jan2000, 00:21	0.3
S702	0.00199	0.2	09Jan2000, 12:00	1.3	S702	0.00199	6.1	01Jan2000, 00:21	0.3
S703	0.00266	0.2	09Jan2000, 12:00	1.7	S703	0.00266	6.4	01Jan2000, 00:21	0.4
S704	0.00098	0.1	09Jan2000, 12:00	0.6	S704	0.00098	1.9	01Jan2000, 00:36	0.1
S705	0.00437	0.4	09Jan2000, 12:00	2.8	S705	0.00437	9.3	01Jan2000, 00:24	0.6
S706	0.00027	0	09Jan2000, 12:00	0.2	S706	0.00027	1	01Jan2000, 00:18	0
S707	0.00018	0	09Jan2000, 12:00	0.1	S707	0.00018	0.6	01Jan2000, 00:21	0
S708	0.00066	0.1	09Jan2000, 12:00	0.4	S708	0.00066	2.4	01Jan2000, 00:18	0.1
S709	0.00843	0.7	09Jan2000, 12:00	5.4	S709	0.00843	20.6	01Jan2000, 00:24	1.2
S710	0.00048	0	09Jan2000, 12:00	0.3	S710	0.00048	0.9	01Jan2000, 00:36	0.1
S711	0.00033	0	09Jan2000, 12:00	0.2	S711	0.00033	0.8	01Jan2000, 00:36	0.1
S712	0.00924	0.8	09Jan2000, 12:00	5.9	S712	0.00924	21.8	01Jan2000, 00:24	1.3
S713	0.0002	0	09Jan2000, 12:00	0.1	S713	0.0002	0.5	01Jan2000, 00:30	0
S714	0.00944	0.8	09Jan2000, 12:00	6	S714	0.00944	22.3	01Jan2000, 00:24	1.3
S715	0.00067	0.1	09Jan2000, 12:00	0.4	S715	0.00067	1.8	01Jan2000, 00:27	0.1
S716	0.0013	0.1	09Jan2000, 12:00	0.8	S716	0.0013	3.3	01Jan2000, 00:30	0.2
S717	0.01074	0.9	09Jan2000, 12:00	6.9	S717	0.01074	25.3	01Jan2000, 00:24	1.5
S718	0.00007	0	09Jan2000, 12:00	0	S718	0.00007	0.5	01Jan2000, 00:06	0
S719	0.00039	0	09Jan2000, 12:00	0.3	S719	0.00039	1	01Jan2000, 00:24	0.1
S720	0.01113	1	09Jan2000, 12:00	7.1	S720	0.01113	26.3	01Jan2000, 00:24	1.6
S721A	0.00008	0	09Jan2000, 12:00	0.1	S721A	0.00008	0.4	01Jan2000, 00:12	0
S722	0.00014	0	09Jan2000, 12:00	0.1	S722	0.00014	1.1	01Jan2000, 00:06	0
S723	0.00126	0.1	09Jan2000, 12:00	0.8	S723	0.00126	3.4	01Jan2000, 00:30	0.2
S724	0.01253	1.1	09Jan2000, 12:00	8	S724	0.01253	29.7	01Jan2000, 00:24	1.8
S726A	0.00251	0.2	09Jan2000, 12:00	1.6	S726A	0.00251	6	01Jan2000, 00:21	0.4
S801	0.00274	0.2	09Jan2000, 12:00	1.7	S801	0.00274	6.7	01Jan2000, 00:21	0.4
S802	0.01527	1.3	09Jan2000, 12:00	9.8	S802	0.01527	36.1	01Jan2000, 00:24	2.2
S803	0.00012	0	09Jan2000, 00:36	0.1	S803	0.00012	0.9	01Jan2000, 00:06	0
S804	0.00127	0.1	09Jan2000, 12:00	0.8	S804	0.00127	4.7	01Jan2000, 00:21	0.2
S805	0.01666	1.5	09Jan2000, 12:00	10.7	S805	0.01666	40.6	01Jan2000, 00:24	2.4
S806	0.00021	0	09Jan2000, 12:00	0.1	S806	0.00021	1.5	01Jan2000, 00:06	0
S807	0.00037	0	09Jan2000, 12:00	0.2	S807	0.00037	2.6	01Jan2000, 00:06	0.1
S808	0.00016	0	09Jan2000, 12:00	0.1	S808	0.00016	0.5	01Jan2000, 00:24	0
S809	0.00092	0.1	09Jan2000, 12:00	0.6	S809	0.00092	3.1	01Jan2000, 00:21	0.1
S810	0.00142	0.1	09Jan2000, 12:00	0.9	S810	0.00142	4.8	01Jan2000, 00:21	0.2
S811	0.00277	0.2	09Jan2000, 12:00	1.8	S811	0.00277	8.7	01Jan2000, 00:21	0.4
S812	0.00792	0.7	09Jan2000, 12:00	5.1	S812	0.00792	17.2	01Jan2000, 00:24	1.1
S813	0.00101	0.1	09Jan2000, 12:00	0.7	S813	0.00101	3.1	01Jan2000, 00:24	0.2

S814	0.00973	0.9	09Jan2000, 12:00	6.3	S814	0.00973	21.9	01Jan2000, 00:24	1.4
S815	0.02916	2.6	09Jan2000, 12:00	18.8	S815	0.02916	70.7	01Jan2000, 00:24	4.2
S816	0.00094	0.1	09Jan2000, 12:00	0.6	S816	0.00094	3.3	01Jan2000, 00:24	0.2
S817	0.22252	19.6	09Jan2000, 12:00	144.4	S817	0.22252	353	01Jan2000, 00:45	32.9
S818	0.22274	19.6	09Jan2000, 12:00	144.5	S818	0.22274	353.3	01Jan2000, 00:45	32.9
S819	0.22369	19.7	09Jan2000, 12:00	145.1	S819	0.22369	354.5	01Jan2000, 00:45	33
S820	0.22369	19.7	09Jan2000, 12:00	145.1	S820	0.22369	354.5	01Jan2000, 00:45	33
S821	0.00027	0	09Jan2000, 12:00	0.2	S821	0.00027	2	01Jan2000, 00:06	0
S822	0.25312	22.3	09Jan2000, 12:00	164.1	S822	0.25312	396.4	01Jan2000, 00:42	37.3
S901	0.00376	0.3	09Jan2000, 12:00	2.5	S901	0.00376	18.6	01Jan2000, 00:09	0.6
1A	0.00357	0.3	09Jan2000, 12:00	2.2	1A	0.00357	8	01Jan2000, 00:30	0.5
1B	0.00149	0.1	09Jan2000, 12:00	1	1B	0.00149	4.7	01Jan2000, 00:21	0.2
1C	0.00268	0.2	09Jan2000, 12:00	1.8	1C	0.00268	8.1	01Jan2000, 00:18	0.4
1D	0.00008	0	09Jan2000, 12:00	0	1D	0.00008	0.2	01Jan2000, 00:09	0
1E	0.00682	0.6	09Jan2000, 12:00	4.4	1E	0.00682	19.9	01Jan2000, 00:18	1
1F	0.00006	0	09Jan2000, 03:06	0	1F	0.00006	0.2	01Jan2000, 00:15	0
1G	0.00011	0	09Jan2000, 00:36	0.1	1G	0.00011	0.9	01Jan2000, 00:06	0
1H	0.00004	0	09Jan2000, 00:39	0	1H	0.00004	0.2	01Jan2000, 00:09	0
1I	0.00004	0	09Jan2000, 00:36	0	1I	0.00004	0.3	01Jan2000, 00:06	0
1J	0.00011	0	09Jan2000, 01:57	0.1	1J	0.00011	0.4	01Jan2000, 00:15	0
1K	0.00012	0	09Jan2000, 00:36	0.1	1K	0.00012	0.9	01Jan2000, 00:06	0
1L	0.00007	0	09Jan2000, 03:06	0	1L	0.00007	0.2	01Jan2000, 00:15	0
1M	0.00008	0	09Jan2000, 00:36	0.1	1M	0.00008	0.6	01Jan2000, 00:06	0
1N	0.00009	0	09Jan2000, 12:00	0.1	1N	0.00009	0.4	01Jan2000, 00:12	0
1O	0.0001	0	09Jan2000, 12:00	0.1	1O	0.0001	0.6	01Jan2000, 00:06	0
1P	0.00022	0	09Jan2000, 12:00	0.1	1P	0.00022	1.5	01Jan2000, 00:06	0
1Q	0.00074	0.1	09Jan2000, 12:00	0.4	1Q	0.00074	1.9	01Jan2000, 00:15	0.1
1R	0.00055	0	09Jan2000, 12:00	0.3	1R	0.00055	1	01Jan2000, 00:24	0
1S	0.0005	0	09Jan2000, 12:00	0.3	1S	0.0005	1.4	01Jan2000, 00:24	0.1
10A	0.00054	0	09Jan2000, 12:00	0.3	10A	0.00054	1	01Jan2000, 00:42	0.1
10B	0.00085	0.1	09Jan2000, 12:00	0.5	10B	0.00085	1.8	01Jan2000, 00:39	0.1
10C	0.00027	0	09Jan2000, 12:00	0.2	10C	0.00027	1.2	01Jan2000, 00:15	0
10D	0.00012	0	09Jan2000, 12:00	0.1	10D	0.00012	0.9	01Jan2000, 00:06	0
10E	0.0001	0	09Jan2000, 12:00	0.1	10E	0.0001	0.8	01Jan2000, 00:06	0
11A	0.00039	0	09Jan2000, 12:00	0.3	11A	0.00039	1.1	01Jan2000, 00:27	0.1
11AA	0.00014	0	09Jan2000, 12:00	0.1	11AA	0.00014	1.1	01Jan2000, 00:06	0
11AA2	0.00008	0	09Jan2000, 12:00	0.1	11AA2	0.00008	0.4	01Jan2000, 00:12	0
11AB	0.00126	0.1	09Jan2000, 12:00	0.8	11AB	0.00126	3.4	01Jan2000, 00:30	0.2
11AC	0.00032	0	09Jan2000, 12:00	0.2	11AC	0.00032	0.9	01Jan2000, 00:27	0.1
11AD	0.00127	0.1	09Jan2000, 12:00	0.8	11AD	0.00127	4.7	01Jan2000, 00:21	0.2
11AD2	0.00012	0	09Jan2000, 00:36	0.1	11AD2	0.00012	0.9	01Jan2000, 00:06	0
11AE	0.00471	0.4	09Jan2000, 12:00	3.1	11AE	0.00471	10.2	01Jan2000, 00:24	0.7
11AF	0.00076	0.1	09Jan2000, 12:00	0.5	11AF	0.00076	2.6	01Jan2000, 00:21	0.1
11AF2	0.00016	0	09Jan2000, 12:00	0.1	11AF2	0.00016	0.5	01Jan2000, 00:24	0
11AG	0.00101	0.1	09Jan2000, 12:00	0.7	11AG	0.00101	4	01Jan2000, 00:18	0.2
11AH	0.00163	0.1	09Jan2000, 12:00	1.1	11AH	0.00163	7.2	01Jan2000, 00:15	0.3
11AI	0.00094	0.1	09Jan2000, 12:00	0.6	11AI	0.00094	3.3	01Jan2000, 00:24	0.2
11AJ	0.00101	0.1	09Jan2000, 12:00	0.7	11AJ	0.00101	3.1	01Jan2000, 00:24	0.2
11AK	0.0008	0.1	09Jan2000, 12:00	0.5	11AK	0.0008	1.9	01Jan2000, 00:33	0.1

11AL	0.00142	0.1	09Jan2000, 12:00	0.9	11AL	0.00142	4.8	01Jan2000, 00:21	0.2
11AL2	0.00006	0	09Jan2000, 00:36	0	11AL2	0.00006	0.5	01Jan2000, 00:06	0
11AM	0.00016	0	09Jan2000, 12:00	0.1	11AM	0.00016	1.1	01Jan2000, 00:06	0
11AN	0.00035	0	09Jan2000, 12:00	0.2	11AN	0.00035	2.7	01Jan2000, 00:06	0.1
11AO	0.00409	0.4	09Jan2000, 12:00	2.7	11AO	0.00409	13.7	01Jan2000, 00:24	0.7
11AP	0.00664	0.6	09Jan2000, 12:00	4.3	11AP	0.00664	14.1	01Jan2000, 00:39	1
11AQ	0.00022	0	09Jan2000, 12:00	0.1	11AQ	0.00022	0.7	01Jan2000, 00:21	0
11AR	0.00021	0	09Jan2000, 12:00	0.1	11AR	0.00021	1.5	01Jan2000, 00:06	0
11AS	0.00095	0.1	09Jan2000, 12:00	0.6	11AS	0.00095	1.3	01Jan2000, 00:51	0.1
11AT	0.00027	0	09Jan2000, 12:00	0.2	11AT	0.00027	2	01Jan2000, 00:06	0
11AU	0.00029	0	09Jan2000, 12:00	0.2	11AU	0.00029	1.2	01Jan2000, 00:15	0
11AV	0.00053	0	09Jan2000, 12:00	0.4	11AV	0.00053	4	01Jan2000, 00:06	0.1
11AW	0.00004	0	09Jan2000, 12:00	0	11AW	0.00004	0.3	01Jan2000, 00:06	0
11AX	0.00264	0.2	09Jan2000, 12:00	1.8	11AX	0.00264	6.9	01Jan2000, 00:33	0.4
11AY	0.03839	3.4	09Jan2000, 12:00	24.7	11AY	0.03839	81.7	01Jan2000, 00:36	5.5
11AZ	0.11465	10.1	09Jan2000, 12:00	75.5	11AZ	0.11465	188.5	01Jan2000, 00:51	17.7
11B	0.00032	0	09Jan2000, 12:00	0.2	11B	0.00032	1.3	01Jan2000, 00:15	0
11BA	0.04317	3.8	09Jan2000, 12:00	27.1	11BA	0.04317	66.7	01Jan2000, 00:48	5.7
11C	0.00839	0.7	09Jan2000, 12:00	5.4	11C	0.00839	24.4	01Jan2000, 00:24	1.2
11D	0.00089	0.1	09Jan2000, 12:00	0.6	11D	0.00089	5.1	01Jan2000, 00:09	0.1
11E	0.00064	0.1	09Jan2000, 12:00	0.4	11E	0.00064	1.8	01Jan2000, 00:27	0.1
11F	0.00229	0.2	09Jan2000, 12:00	1.5	11F	0.00229	6	01Jan2000, 00:24	0.3
11F2	0.00009	0	09Jan2000, 12:00	0.1	11F2	0.00009	0.2	01Jan2000, 00:24	0
11G	0.00185	0.2	09Jan2000, 12:00	1.2	11G	0.00185	5.8	01Jan2000, 00:21	0.3
11H	0.00031	0	09Jan2000, 12:00	0.2	11H	0.00031	1.1	01Jan2000, 00:18	0
11I	0.00014	0	09Jan2000, 00:36	0.1	11I	0.00014	1.1	01Jan2000, 00:06	0
11J	0.00027	0	09Jan2000, 12:00	0.2	11J	0.00027	1	01Jan2000, 00:18	0
11K	0.0004	0	09Jan2000, 12:00	0.3	11K	0.0004	0.8	01Jan2000, 00:36	0.1
11L	0.00019	0	09Jan2000, 12:00	0.1	11L	0.00019	0.6	01Jan2000, 00:24	0
11M	0.00067	0.1	09Jan2000, 12:00	0.4	11M	0.00067	1	01Jan2000, 00:45	0.1
11N	0.00073	0.1	09Jan2000, 12:00	0.5	11N	0.00073	1.8	01Jan2000, 00:30	0.1
11O	0.00018	0	09Jan2000, 12:00	0.1	11O	0.00018	0.6	01Jan2000, 00:21	0
11P	0.00098	0.1	09Jan2000, 12:00	0.6	11P	0.00098	1.9	01Jan2000, 00:36	0.1
11Q	0.00021	0	09Jan2000, 12:00	0.1	11Q	0.00021	0.9	01Jan2000, 00:18	0
11R	0.00094	0.1	09Jan2000, 12:00	0.6	11R	0.00094	2.4	01Jan2000, 00:30	0.1
11S	0.0002	0	09Jan2000, 12:00	0.1	11S	0.0002	0.6	01Jan2000, 00:27	0
11T	0.00063	0.1	09Jan2000, 12:00	0.4	11T	0.00063	1.5	01Jan2000, 00:30	0.1
11U	0.00048	0	09Jan2000, 12:00	0.3	11U	0.00048	0.9	01Jan2000, 00:36	0.1
11U2	0.0002	0	09Jan2000, 12:00	0.1	11U2	0.0002	0.5	01Jan2000, 00:30	0
11V	0.00033	0	09Jan2000, 12:00	0.2	11V	0.00033	0.8	01Jan2000, 00:36	0.1
11W	0.00007	0	09Jan2000, 12:00	0	11W	0.00007	0.5	01Jan2000, 00:06	0
11X	0.00321	0.3	09Jan2000, 12:00	2	11X	0.00321	7	01Jan2000, 00:21	0.4
11Y	0.00067	0.1	09Jan2000, 12:00	0.4	11Y	0.00067	1.8	01Jan2000, 00:27	0.1
11Z	0.00243	0.2	09Jan2000, 12:00	1.6	11Z	0.00243	5.8	01Jan2000, 00:21	0.3
11Z2	0.00023	0	09Jan2000, 12:00	0.1	11Z2	0.00023	0.8	01Jan2000, 00:18	0
2A	0.00113	0.1	09Jan2000, 12:00	0.7	2A	0.00113	3.4	01Jan2000, 00:24	0.2
2B	0.00688	0.6	09Jan2000, 12:00	4.2	2B	0.00688	16.6	01Jan2000, 00:24	0.8
2C	0.00015	0	09Jan2000, 12:00	0.1	2C	0.00015	0.5	01Jan2000, 00:18	0
2D	0.00011	0	09Jan2000, 12:00	0.1	2D	0.00011	0.8	01Jan2000, 00:06	0

2E	0.00012	0	09Jan2000, 12:00	0.1	2E	0.00012	0.9	01Jan2000, 00:06	0
2F	0.00036	0	09Jan2000, 12:00	0.2	2F	0.00036	2.5	01Jan2000, 00:06	0.1
2G	0.00065	0.1	09Jan2000, 12:00	0.4	2G	0.00065	4.6	01Jan2000, 00:06	0.1
2H	0.00018	0	09Jan2000, 12:00	0.1	2H	0.00018	1.4	01Jan2000, 00:06	0
2I	0.00019	0	09Jan2000, 12:00	0.1	2I	0.00019	0.7	01Jan2000, 00:21	0
2K	0.00045	0	09Jan2000, 12:00	0.3	2K	0.00045	1.8	01Jan2000, 00:18	0.1
2L	0.00074	0.1	09Jan2000, 12:00	0.5	2L	0.00074	2.7	01Jan2000, 00:21	0.1
2M	0.00004	0	09Jan2000, 12:00	0	2M	0.00004	0.3	01Jan2000, 00:06	0
2N	0.00013	0	09Jan2000, 12:00	0.1	2N	0.00013	0.9	01Jan2000, 00:06	0
2O	0.00013	0	09Jan2000, 12:00	0.1	2O	0.00013	0.9	01Jan2000, 00:06	0
2P	0.00035	0	09Jan2000, 12:00	0.2	2P	0.00035	2.6	01Jan2000, 00:06	0.1
2Q	0.00015	0	09Jan2000, 12:00	0.1	2Q	0.00015	1.1	01Jan2000, 00:06	0
2R	0.00003	0	09Jan2000, 12:00	0	2R	0.00003	0.2	01Jan2000, 00:06	0
2S	0.00019	0	09Jan2000, 12:00	0.1	2S	0.00019	1.5	01Jan2000, 00:06	0
2T	0.00017	0	09Jan2000, 12:00	0.1	2T	0.00017	1.3	01Jan2000, 00:06	0
2U	0.00035	0	09Jan2000, 12:00	0.2	2U	0.00035	2.7	01Jan2000, 00:06	0.1
2V	0.00021	0	09Jan2000, 12:00	0.1	2V	0.00021	1.6	01Jan2000, 00:06	0
2W	0.00009	0	09Jan2000, 12:00	0.1	2W	0.00009	0.7	01Jan2000, 00:06	0
3A	0.00017	0	09Jan2000, 12:00	0.1	3A	0.00017	1.3	01Jan2000, 00:06	0
3B	0.00025	0	09Jan2000, 12:00	0.2	3B	0.00025	1.9	01Jan2000, 00:06	0
3C	0.00014	0	09Jan2000, 00:36	0.1	3C	0.00014	1.1	01Jan2000, 00:06	0
3D	0.0005	0	09Jan2000, 12:00	0.3	3D	0.0005	2.6	01Jan2000, 00:12	0.1
4A	0.00025	0	09Jan2000, 12:00	0.2	4A	0.00025	1.4	01Jan2000, 00:12	0
4B	0.00024	0	09Jan2000, 12:00	0.2	4B	0.00024	1.6	01Jan2000, 00:06	0
4C	0.00014	0	09Jan2000, 12:00	0.1	4C	0.00014	1	01Jan2000, 00:06	0
4D	0.00007	0	09Jan2000, 00:36	0	4D	0.00007	0.5	01Jan2000, 00:06	0
4E	0.00077	0.1	09Jan2000, 12:00	0.5	4E	0.00077	2.8	01Jan2000, 00:18	0.1
4F	0.00017	0	09Jan2000, 00:36	0.1	4F	0.00017	1.3	01Jan2000, 00:06	0
4G	0.0001	0	09Jan2000, 00:36	0.1	4G	0.0001	0.8	01Jan2000, 00:06	0
4H	0.00025	0	09Jan2000, 12:00	0.2	4H	0.00025	1.9	01Jan2000, 00:06	0
4I	0.00084	0.1	09Jan2000, 12:00	0.6	4I	0.00084	3.2	01Jan2000, 00:21	0.1
4J	0.00034	0	09Jan2000, 12:00	0.2	4J	0.00034	2.2	01Jan2000, 00:06	0.1
4K	0.00017	0	09Jan2000, 12:00	0.1	4K	0.00017	1.2	01Jan2000, 00:06	0
4L	0.00015	0	09Jan2000, 12:00	0.1	4L	0.00015	1	01Jan2000, 00:06	0
4M	0.00009	0	09Jan2000, 12:00	0.1	4M	0.00009	0.7	01Jan2000, 00:06	0
4N	0.00154	0.1	09Jan2000, 12:00	1	4N	0.00154	8.9	01Jan2000, 00:09	0.2
5A	0.00018	0	09Jan2000, 12:00	0.1	5A	0.00018	1.4	01Jan2000, 00:06	0
5B	0.00173	0.2	09Jan2000, 12:00	1.1	5B	0.00173	6.4	01Jan2000, 00:18	0.3
5C	0.00027	0	09Jan2000, 12:00	0.2	5C	0.00027	1.8	01Jan2000, 00:09	0
5D	0.00107	0.1	09Jan2000, 12:00	0.7	5D	0.00107	3.3	01Jan2000, 00:21	0.1
5D2	0.0002	0	09Jan2000, 12:00	0.1	5D2	0.0002	1	01Jan2000, 00:12	0
5D3	0.00008	0	09Jan2000, 12:00	0	5D3	0.00008	0.3	01Jan2000, 00:12	0
5E	0.0005	0	09Jan2000, 12:00	0.3	5E	0.0005	1.1	01Jan2000, 00:24	0.1
5F	0.00883	0.8	09Jan2000, 12:00	5.5	5F	0.00883	15.6	01Jan2000, 00:27	1.1
6A	0.00014	0	09Jan2000, 12:00	0.1	6A	0.00014	1	01Jan2000, 00:06	0
6B	0.00405	0.4	09Jan2000, 12:00	2.6	6B	0.00405	10.1	01Jan2000, 00:27	0.6
6C	0.00007	0	09Jan2000, 00:36	0	6C	0.00007	0.5	01Jan2000, 00:06	0
6D	0.00021	0	09Jan2000, 12:00	0.1	6D	0.00021	0.6	01Jan2000, 00:18	0
6E	0.00023	0	09Jan2000, 12:00	0.1	6E	0.00023	0.8	01Jan2000, 00:18	0

6F	0.00018	0	09Jan2000, 12:00	0.1	6F	0.00018	0.7	01Jan2000, 00:15	0
6G	0.00658	0.6	09Jan2000, 12:00	4.1	6G	0.00658	12.2	01Jan2000, 00:24	0.8
6H	0.00019	0	09Jan2000, 12:00	0.1	6H	0.00019	0.7	01Jan2000, 00:18	0
6I	0.00052	0	09Jan2000, 12:00	0.3	6I	0.00052	1.4	01Jan2000, 00:21	0.1
6J	0.00009	0	09Jan2000, 00:36	0.1	6J	0.00009	0.7	01Jan2000, 00:06	0
6K	0.00006	0	09Jan2000, 00:36	0	6K	0.00006	0.5	01Jan2000, 00:06	0
6L	0.00007	0	09Jan2000, 00:36	0	6L	0.00007	0.5	01Jan2000, 00:06	0
6M	0.00007	0	09Jan2000, 00:36	0	6M	0.00007	0.5	01Jan2000, 00:06	0
6N	0.0001	0	09Jan2000, 00:36	0.1	6N	0.0001	0.8	01Jan2000, 00:06	0
6O	0.00017	0	09Jan2000, 12:00	0.1	6O	0.00017	1.3	01Jan2000, 00:06	0
6P	0.00017	0	09Jan2000, 12:00	0.1	6P	0.00017	1.3	01Jan2000, 00:06	0
6Q	0.00012	0	09Jan2000, 12:00	0.1	6Q	0.00012	0.9	01Jan2000, 00:06	0
6R	0.00009	0	09Jan2000, 12:00	0.1	6R	0.00009	0.4	01Jan2000, 00:09	0
6S	0.00013	0	09Jan2000, 12:00	0.1	6S	0.00013	1	01Jan2000, 00:06	0
6T	0.00013	0	09Jan2000, 12:00	0.1	6T	0.00013	1	01Jan2000, 00:06	0
7A	0.00269	0.2	09Jan2000, 12:00	1.7	7A	0.00269	6.3	01Jan2000, 00:30	0.4
7B	0.00146	0.1	09Jan2000, 12:00	0.9	7B	0.00146	4.3	01Jan2000, 00:21	0.2
7C	0.0005	0	09Jan2000, 12:00	0.3	7C	0.0005	1.4	01Jan2000, 00:21	0.1
7D	0.00027	0	09Jan2000, 12:00	0.2	7D	0.00027	0.7	01Jan2000, 00:24	0
7E	0.00023	0	09Jan2000, 12:00	0.2	7E	0.00023	0.7	01Jan2000, 00:24	0
7F	0.00008	0	09Jan2000, 00:39	0.1	7F	0.00008	0.6	01Jan2000, 00:09	0
7G	0.00008	0	09Jan2000, 12:00	0.1	7G	0.00008	0.3	01Jan2000, 00:12	0
7H	0.0002	0	09Jan2000, 12:00	0.1	7H	0.0002	1.5	01Jan2000, 00:06	0
7I	0.00029	0	09Jan2000, 12:00	0.2	7I	0.00029	0.7	01Jan2000, 00:15	0
7I2	0.0001	0	09Jan2000, 00:36	0.1	7I2	0.0001	0.8	01Jan2000, 00:06	0
7J	0.00052	0	09Jan2000, 12:00	0.3	7J	0.00052	1.2	01Jan2000, 00:24	0.1
7K	0.00855	0.7	09Jan2000, 12:00	5.3	7K	0.00855	14.5	01Jan2000, 00:27	1.1
7L	0.00007	0	09Jan2000, 12:00	0	7L	0.00007	0.5	01Jan2000, 00:06	0
7M	0.00012	0	09Jan2000, 00:36	0.1	7M	0.00012	0.9	01Jan2000, 00:06	0
8A	0.00012	0	09Jan2000, 12:00	0.1	8A	0.00012	0.5	01Jan2000, 00:15	0
8A2	0.00009	0	09Jan2000, 00:36	0.1	8A2	0.00009	0.7	01Jan2000, 00:06	0
8B	0.00056	0	09Jan2000, 12:00	0.3	8B	0.00056	1.3	01Jan2000, 00:27	0.1
8B2	0.00051	0	09Jan2000, 12:00	0.3	8B2	0.00051	1.3	01Jan2000, 00:24	0.1
8C	0.00017	0	09Jan2000, 12:00	0.1	8C	0.00017	1.3	01Jan2000, 00:06	0
8C2	0.00011	0	09Jan2000, 00:36	0.1	8C2	0.00011	0.9	01Jan2000, 00:06	0
8D	0.00066	0.1	09Jan2000, 12:00	0.4	8D	0.00066	1.6	01Jan2000, 00:24	0.1
8D2	0.00034	0	09Jan2000, 12:00	0.2	8D2	0.00034	1	01Jan2000, 00:21	0
8E	0.0001	0	09Jan2000, 12:00	0.1	8E	0.0001	0.8	01Jan2000, 00:06	0
8F	0.00054	0	09Jan2000, 12:00	0.3	8F	0.00054	1.7	01Jan2000, 00:21	0.1
8G	0.00011	0	09Jan2000, 12:00	0.1	8G	0.00011	0.8	01Jan2000, 00:06	0
8H	0.00047	0	09Jan2000, 12:00	0.3	8H	0.00047	1	01Jan2000, 00:30	0.1
8I	0.00017	0	09Jan2000, 12:00	0.1	8I	0.00017	1.2	01Jan2000, 00:06	0
8J	0.00049	0	09Jan2000, 12:00	0.3	8J	0.00049	1.4	01Jan2000, 00:24	0.1
8K	0.00025	0	09Jan2000, 12:00	0.2	8K	0.00025	1.9	01Jan2000, 00:06	0
8L	0.00016	0	09Jan2000, 00:36	0.1	8L	0.00016	1.2	01Jan2000, 00:06	0
8M	0.00024	0	09Jan2000, 12:00	0.1	8M	0.00024	0.6	01Jan2000, 00:18	0
9A	0.00196	0.2	09Jan2000, 12:00	1.3	9A	0.00196	6.1	01Jan2000, 00:24	0.3
9B	0.00131	0.1	09Jan2000, 12:00	0.8	9B	0.00131	7.4	01Jan2000, 00:06	0.2
9C	0.00016	0	09Jan2000, 12:00	0.1	9C	0.00016	0.7	01Jan2000, 00:12	0

9C2	0.00012	0	09Jan2000, 12:00	0.1	9C2	0.00012	0.5	01Jan2000, 00:12	0
9D	0.00014	0	09Jan2000, 00:36	0.1	9D	0.00014	1.1	01Jan2000, 00:06	0
9E	0.0013	0.1	09Jan2000, 12:00	0.9	9E	0.0013	4.9	01Jan2000, 00:18	0.2
9F	0.00279	0.2	09Jan2000, 12:00	1.9	9F	0.00279	17.2	01Jan2000, 00:09	0.4
9G	0.00073	0.1	09Jan2000, 12:00	0.5	9G	0.00073	2	01Jan2000, 00:18	0.1
9H	0.00033	0	09Jan2000, 12:00	0.2	9H	0.00033	1.4	01Jan2000, 00:15	0.1
9I	0.00081	0.1	09Jan2000, 12:00	0.5	9I	0.00081	2.6	01Jan2000, 00:18	0.1
9J	0.00019	0	09Jan2000, 12:00	0.1	9J	0.00019	1.4	01Jan2000, 00:06	0

100YR48HR				
Hydrologic Element	Drainage Area (MI2)	Peak Discharge (CFS)	Time of Peak	Volume (AC-FT)
DEP 1C	0.00268	1.1	02Jan2000, 18:00	1.3
DEP 1E	0.00682	2.7	02Jan2000, 18:03	3.2
DEP 11AE	0.00471	1.9	02Jan2000, 18:00	2.2
DEP 11Z	0.00243	1	02Jan2000, 18:00	1.1
DEP 5F	0.00883	3.4	02Jan2000, 18:03	3.9
DEP 6G	0.00658	2.6	02Jan2000, 18:03	2.9
DEP 7K	0.00855	3.3	02Jan2000, 18:03	3.8
DET 11X	0.00321	1.3	02Jan2000, 18:00	1.5
EX STR 1	0.00149	0.6	02Jan2000, 18:00	0.7
EX STR 11	0.00004	0	02Jan2000, 18:00	0
EX STR 12	0.00013	0.1	02Jan2000, 18:00	0.1
EX STR 13	0.00013	0.1	02Jan2000, 18:00	0.1
EX STR 14	0.00827	3.3	02Jan2000, 18:00	3.6
EX STR 15	0.00842	3.3	02Jan2000, 18:00	3.7
EX STR 16	0.0005	0.2	02Jan2000, 18:00	0.2
EX STR 17	0.00025	0.1	02Jan2000, 18:00	0.1
EX STR 18	0.00024	0.1	02Jan2000, 18:00	0.1
EX STR 19	0.00021	0.1	02Jan2000, 18:00	0.1
EX STR 2	0.00417	1.7	02Jan2000, 18:00	2
EX STR 20	0.00007	0	02Jan2000, 17:12	0
EX STR 21	0.00077	0.3	02Jan2000, 18:00	0.4
EX STR 22	0.00317	1.3	02Jan2000, 18:00	1.5
EX STR 23	0.00276	1.1	02Jan2000, 18:00	1.3
EX STR 24	0.0024	1	02Jan2000, 18:00	1.1
EX STR 25	0.00231	0.9	02Jan2000, 18:00	1.1
EX STR 27	0.00196	0.8	02Jan2000, 18:00	1
EX STR 28	0.0013	0.5	02Jan2000, 18:00	0.6
EX STR 28-2	0.00426	1.7	02Jan2000, 18:00	2
EX STR 29	0.001	0.4	02Jan2000, 18:00	0.5
EX STR 3	0.00425	1.7	02Jan2000, 18:00	2
EX STR 30	0.00019	0.1	02Jan2000, 18:00	0.1
EX STR 31	0.00839	3.3	02Jan2000, 18:00	3.9
EX STR 32	0.00992	4	02Jan2000, 18:00	4.6
EX STR 32-2	0.01051	4.2	02Jan2000, 18:00	4.8
EX STR 33	0.00064	0.3	02Jan2000, 18:00	0.3
EX STR 34	0.0004	0.2	02Jan2000, 18:03	0.2
EX STR 35	0.00059	0.2	02Jan2000, 18:00	0.3
EX STR 36	0.00094	0.4	02Jan2000, 18:00	0.4
EX STR 37	0.01165	4.7	02Jan2000, 18:00	5.4
EX STR 38	0.00321	1.3	02Jan2000, 18:00	1.5
EX STR 39	0.00101	0.4	02Jan2000, 18:00	0.5
EX STR 4	0.01107	4.4	02Jan2000, 18:00	5.2
EX STR 40	0.00163	0.7	02Jan2000, 18:00	0.8
EX STR 41	0.00035	0.1	02Jan2000, 18:00	0.2
EX STR 41-2	0.00136	0.5	02Jan2000, 18:00	0.7

100YR5MIN				
Hydrologic Element	Drainage Area (MI2)	Peak Discharge (CFS)	Time of Peak	Volume (AC-FT)
DEP 1C	0.00268	4.2	01Jan2000, 00:12	0.1
DEP 1E	0.00682	5.3	01Jan2000, 00:18	0.3
DEP 11AE	0.00471	4.5	01Jan2000, 00:15	0.2
DEP 11Z	0.00243	2.6	01Jan2000, 00:12	0.1
DEP 5F	0.00883	5.8	01Jan2000, 00:18	0.3
DEP 6G	0.00658	4.3	01Jan2000, 00:18	0.2
DEP 7K	0.00855	5.2	01Jan2000, 00:18	0.2
DET 11X	0.00321	3	01Jan2000, 00:15	0.1
EX STR 1	0.00149	2.1	01Jan2000, 00:15	0.1
EX STR 11	0.00004	0.3	01Jan2000, 00:03	0
EX STR 12	0.00013	1	01Jan2000, 00:03	0
EX STR 13	0.00013	1	01Jan2000, 00:03	0
EX STR 14	0.00827	11.1	01Jan2000, 00:03	0.2
EX STR 15	0.00842	12.4	01Jan2000, 00:03	0.2
EX STR 16	0.0005	1.7	01Jan2000, 00:09	0
EX STR 17	0.00025	1	01Jan2000, 00:06	0
EX STR 18	0.00024	1.9	01Jan2000, 00:03	0
EX STR 19	0.00021	1.8	01Jan2000, 00:03	0
EX STR 2	0.00417	6.1	01Jan2000, 00:12	0.2
EX STR 20	0.00007	0.7	01Jan2000, 00:03	0
EX STR 21	0.00077	1.4	01Jan2000, 00:12	0
EX STR 22	0.00317	16.2	01Jan2000, 00:03	0.1
EX STR 23	0.00276	13	01Jan2000, 00:03	0.1
EX STR 24	0.0024	10	01Jan2000, 00:03	0.1
EX STR 25	0.00231	9.1	01Jan2000, 00:03	0.1
EX STR 27	0.00196	2.8	01Jan2000, 00:18	0.1
EX STR 28	0.0013	2.4	01Jan2000, 00:12	0.1
EX STR 28-2	0.00426	6.2	01Jan2000, 00:15	0.2
EX STR 29	0.001	1.7	01Jan2000, 00:03	0
EX STR 3	0.00425	6.1	01Jan2000, 00:12	0.2
EX STR 30	0.00019	1.5	01Jan2000, 00:03	0
EX STR 31	0.00839	10.2	01Jan2000, 00:15	0.3
EX STR 32	0.00992	11	01Jan2000, 00:15	0.4
EX STR 32-2	0.01051	11.4	01Jan2000, 00:15	0.4
EX STR 33	0.00064	0.7	01Jan2000, 00:18	0
EX STR 34	0.0004	0.3	01Jan2000, 00:27	0
EX STR 35	0.00059	0.5	01Jan2000, 00:21	0
EX STR 36	0.00094	1	01Jan2000, 00:21	0
EX STR 37	0.01165	12.4	01Jan2000, 00:18	0.4
EX STR 38	0.00321	3	01Jan2000, 00:15	0.1
EX STR 39	0.00101	2.1	01Jan2000, 00:12	0
EX STR 4	0.01107	10.8	01Jan2000, 00:15	0.4
EX STR 40	0.00163	4.2	01Jan2000, 00:12	0.1
EX STR 41	0.00035	3.3	01Jan2000, 00:03	0
EX STR 41-2	0.00136	3.6	01Jan2000, 00:03	0.1

EX STR 42	0.2003	77.7	02Jan2000, 18:06	94.1	EX STR 42	0.2003	110.2	01Jan2000, 00:36	8.1
EX STR 42-2	0.20166	78.2	02Jan2000, 18:06	94.7	EX STR 42-2	0.20166	110.3	01Jan2000, 00:36	8.2
EX STR 43	0.00664	2.6	02Jan2000, 18:03	3.1	EX STR 43	0.00664	5.2	01Jan2000, 00:30	0.3
EX STR 43-2	0.22158	85.9	02Jan2000, 18:03	104.1	EX STR 43-2	0.22158	118.8	01Jan2000, 00:33	9
EX STR 44	0.00029	0.1	02Jan2000, 18:00	0.1	EX STR 44	0.00029	0.7	01Jan2000, 00:12	0
EX STR 45	0.00053	0.2	02Jan2000, 18:00	0.3	EX STR 45	0.00053	5	01Jan2000, 00:03	0
EX STR 45-2	0.25394	98.6	02Jan2000, 18:00	119.2	EX STR 45-2	0.25394	132.9	01Jan2000, 00:30	10.3
EX STR 46	0.00004	0	02Jan2000, 18:00	0	EX STR 46	0.00004	0.4	01Jan2000, 00:03	0
EX STR 47	0.00268	1.1	02Jan2000, 18:00	1.3	EX STR 47	0.00268	2.9	01Jan2000, 00:24	0.1
EX STR 47-2	0.25662	99.7	02Jan2000, 18:00	120.5	EX STR 47-2	0.25662	135.7	01Jan2000, 00:30	10.4
EX STR 48	0.19621	76.1	02Jan2000, 18:06	92.1	EX STR 48	0.19621	108.6	01Jan2000, 00:36	7.9
EX STR 49	0.15782	61.1	02Jan2000, 18:09	74.3	EX STR 49	0.15782	86.1	01Jan2000, 00:39	6.5
EX STR 5	0.00688	2.7	02Jan2000, 18:00	2.9	EX STR 5	0.00688	6	01Jan2000, 00:15	0.2
EX STR 50	0.04317	16.7	02Jan2000, 18:06	19.4	EX STR 50	0.04317	20.4	01Jan2000, 00:36	1.4
EX STR 6	0.00707	2.8	02Jan2000, 18:00	3	EX STR 6	0.00707	6.2	01Jan2000, 00:15	0.2
EX STR 7	0.00731	2.9	02Jan2000, 18:00	3.2	EX STR 7	0.00731	6.2	01Jan2000, 00:15	0.2
EX STR 8	0.00756	3	02Jan2000, 18:00	3.3	EX STR 8	0.00756	6.2	01Jan2000, 00:15	0.2
EX STR 9	0.00792	3.1	02Jan2000, 18:00	3.4	EX STR 9	0.00792	7.9	01Jan2000, 00:03	0.2
J-S101	1E-07	0	02Jan2000, 17:30	0	J-S101	1E-07	0	01Jan2000, 00:06	0
J-S601	1E-07	0	02Jan2000, 17:30	0	J-S601	1E-07	0	01Jan2000, 00:06	0
J-S602	1E-07	0	02Jan2000, 17:30	0	J-S602	1E-07	0	01Jan2000, 00:06	0
OUTLET 1 - S122	0.01747	6.9	02Jan2000, 17:57	8	OUTLET 1 - S122	0.01747	14	01Jan2000, 00:12	0.6
OUTLET 10	0.00188	0.7	02Jan2000, 17:57	0.9	OUTLET 10	0.00188	2.2	01Jan2000, 00:00	0.1
OUTLET 11	0.25662	99.7	02Jan2000, 17:57	120.5	OUTLET 11	0.25662	135.7	01Jan2000, 00:27	10.3
OUTLET 2 - S205	0.0128	5.1	02Jan2000, 17:57	5.8	OUTLET 2 - S205	0.0128	30.3	01Jan2000, 00:00	0.4
OUTLET 3A - S209	0.00056	0.2	02Jan2000, 17:57	0.3	OUTLET 3A - S209	0.00056	5.5	01Jan2000, 00:00	0
OUTLET 3B - S1001	0.0005	0.2	02Jan2000, 17:57	0.2	OUTLET 3B - S1001	0.0005	1.7	01Jan2000, 00:06	0
OUTLET 4 - S213	0.00512	2.1	02Jan2000, 17:57	2.5	OUTLET 4 - S213	0.00512	24.4	01Jan2000, 00:00	0.2
OUTLET 5 - S224	0.01286	5.1	02Jan2000, 17:57	5.8	OUTLET 5 - S224	0.01286	10.5	01Jan2000, 00:12	0.4
OUTLET 6	0.01337	5.3	02Jan2000, 17:57	6	OUTLET 6	0.01337	13.4	01Jan2000, 00:00	0.4
OUTLET 7 - S409	0.01516	6	02Jan2000, 17:54	6.8	OUTLET 7 - S409	0.01516	10.6	01Jan2000, 00:18	0.5
OUTLET 8A - S511	0.00485	1.6	02Jan2000, 18:09	2.2	OUTLET 8A - S511	0.00485	1.3	01Jan2000, 00:27	0.2
OUTLET 8B - S528	0.00024	0.1	02Jan2000, 17:57	0.1	OUTLET 8B - S528	0.00024	0.2	01Jan2000, 00:09	0
OUTLET 9 - S525	0.00984	3.3	02Jan2000, 18:03	4.7	OUTLET 9 - S525	0.00984	3.1	01Jan2000, 00:24	0.4
PIPE DET OUTLET 1	0.00178	0.7	02Jan2000, 18:00	0.7	PIPE DET OUTLET 1	0.00178	0	01Jan2000, 00:48	0
PIPE DET OUTLET 7	0.01516	6	02Jan2000, 17:57	6.8	PIPE DET OUTLET 7	0.01516	10.6	01Jan2000, 00:21	0.5

PIPE DET OUTLET 8	0.00485	1.6	02Jan2000, 18:12	2.2	PIPE DET OUTLET 8	0.00485	1.3	01Jan2000, 00:30	0.2
PIPE DET OUTLET 9	0.00984	3.3	02Jan2000, 18:06	4.7	PIPE DET OUTLET 9	0.00984	3.1	01Jan2000, 00:27	0.4
S1002	0.0046	1.8	02Jan2000, 18:00	2.2	S1002	0.0046	19.3	01Jan2000, 00:03	0.2
S1003	0.00485	1.9	02Jan2000, 18:00	2.3	S1003	0.00485	21.8	01Jan2000, 00:03	0.2
S1004	0.00074	0.3	02Jan2000, 18:00	0.4	S1004	0.00074	1.3	01Jan2000, 00:15	0
S1005	0.00037	0.1	02Jan2000, 18:00	0.2	S1005	0.00037	1.8	01Jan2000, 00:03	0
S1006	0.00966	3.8	02Jan2000, 18:00	4.3	S1006	0.00966	22	01Jan2000, 00:03	0.3
S1007	0.00966	3.8	02Jan2000, 18:00	4.3	S1007	0.00966	22	01Jan2000, 00:03	0.3
S1008	0.00017	0.1	02Jan2000, 18:00	0.1	S1008	0.00017	1.7	01Jan2000, 00:03	0
S1009	0.00983	3.9	02Jan2000, 18:00	4.4	S1009	0.00983	23.6	01Jan2000, 00:03	0.3
S101	1E-07	0	02Jan2000, 17:30	0	S101	1E-07	0	01Jan2000, 00:06	0
S1010	0.00045	0.2	02Jan2000, 18:00	0.2	S1010	0.00045	1	01Jan2000, 00:12	0
S1011	0.01028	4.1	02Jan2000, 18:00	4.6	S1011	0.01028	23.8	01Jan2000, 00:03	0.3
S102	0.00008	0	02Jan2000, 17:12	0	S102	0.00008	0.8	01Jan2000, 00:03	0
S103	0.00015	0.1	02Jan2000, 18:00	0.1	S103	0.00015	0.8	01Jan2000, 00:03	0
S105	0.00022	0.1	02Jan2000, 18:00	0.1	S105	0.00022	1.8	01Jan2000, 00:03	0
S106	0.00037	0.1	02Jan2000, 18:00	0.2	S106	0.00037	2.6	01Jan2000, 00:03	0
S107	0.00048	0.2	02Jan2000, 18:00	0.2	S107	0.00048	2.6	01Jan2000, 00:03	0
S108	0.00012	0	02Jan2000, 17:12	0.1	S108	0.00012	1.2	01Jan2000, 00:03	0
S109	0.00011	0	02Jan2000, 17:12	0.1	S109	0.00011	1.1	01Jan2000, 00:03	0
S110	0.00074	0.3	02Jan2000, 18:00	0.3	S110	0.00074	0.6	01Jan2000, 00:09	0
S1101	0.00018	0.1	02Jan2000, 18:00	0.1	S1101	0.00018	1.8	01Jan2000, 00:03	0
S1102	0.00065	0.3	02Jan2000, 18:00	0.3	S1102	0.00065	5.5	01Jan2000, 00:03	0
S1103	0.0091	3.6	02Jan2000, 18:00	4	S1103	0.0091	18.3	01Jan2000, 00:03	0.3
S111	0.00101	0.4	02Jan2000, 18:00	0.4	S111	0.00101	2.9	01Jan2000, 00:03	0
S112	0.0001	0	02Jan2000, 18:00	0	S112	0.0001	0.7	01Jan2000, 00:03	0
S113	0.00163	0.6	02Jan2000, 18:00	0.7	S113	0.00163	6.3	01Jan2000, 00:03	0.1
S114	0.00009	0	02Jan2000, 18:00	0	S114	0.00009	0.2	01Jan2000, 00:06	0
S115	0.00178	0.7	02Jan2000, 18:00	0.8	S115	0.00178	6.5	01Jan2000, 00:03	0.1
S116	0.00178	0.7	02Jan2000, 18:00	0.7	S116	0.00178	0	01Jan2000, 00:48	0
S117	0.00055	0.2	02Jan2000, 18:00	0.2	S117	0.00055	0.2	01Jan2000, 00:15	0
S118	0.01697	6.7	02Jan2000, 18:00	7.7	S118	0.01697	13.4	01Jan2000, 00:15	0.6
S119	0.0005	0.2	02Jan2000, 18:00	0.2	S119	0.0005	0.6	01Jan2000, 00:15	0
S120	0.01747	6.9	02Jan2000, 18:00	8	S120	0.01747	14	01Jan2000, 00:15	0.6
S121	0.01747	6.9	02Jan2000, 18:00	8	S121	0.01747	14	01Jan2000, 00:15	0.6
S123	0.00021	0.1	02Jan2000, 18:00	0.1	S123	0.00021	2.1	01Jan2000, 00:03	0
S124	0.00017	0.1	02Jan2000, 18:00	0.1	S124	0.00017	1.7	01Jan2000, 00:03	0
S201	0.0003	0.1	02Jan2000, 18:00	0.1	S201	0.0003	2.9	01Jan2000, 00:03	0
S202	0.0003	0.1	02Jan2000, 18:00	0.1	S202	0.0003	2.9	01Jan2000, 00:03	0
S203	0.00217	0.9	02Jan2000, 18:00	1	S203	0.00217	3.1	01Jan2000, 00:03	0.1
S204	0.0128	5.1	02Jan2000, 18:00	5.8	S204	0.0128	30.3	01Jan2000, 00:03	0.4
S206	0.00042	0.2	02Jan2000, 18:00	0.2	S206	0.00042	4.1	01Jan2000, 00:03	0
S207	0.00042	0.2	02Jan2000, 18:00	0.2	S207	0.00042	4.1	01Jan2000, 00:03	0
S208	0.00056	0.2	02Jan2000, 18:00	0.3	S208	0.00056	5.5	01Jan2000, 00:03	0
S210	0.00495	2	02Jan2000, 18:00	2.4	S210	0.00495	22.7	01Jan2000, 00:03	0.2
S211	0.00017	0.1	02Jan2000, 17:12	0.1	S211	0.00017	1.7	01Jan2000, 00:03	0
S212	0.00512	2.1	02Jan2000, 18:00	2.5	S212	0.00512	24.4	01Jan2000, 00:03	0.2

S214	0.00173	0.7	02Jan2000, 18:00	0.8	S214	0.00173	3.1	01Jan2000, 00:12	0.1
S215	0.00191	0.8	02Jan2000, 18:00	0.9	S215	0.00191	3.2	01Jan2000, 00:12	0.1
S216A	0.0002	0.1	02Jan2000, 18:00	0.1	S216A	0.0002	0.6	01Jan2000, 00:09	0
S217A	0.00028	0.1	02Jan2000, 18:00	0.1	S217A	0.00028	0.7	01Jan2000, 00:09	0
S218	0.00883	3.4	02Jan2000, 18:03	3.9	S218	0.00883	5.8	01Jan2000, 00:18	0.3
S219	0.00883	3.4	02Jan2000, 18:03	3.9	S219	0.00883	5.8	01Jan2000, 00:18	0.3
S220	0.00933	3.6	02Jan2000, 18:03	4.1	S220	0.00933	6.1	01Jan2000, 00:18	0.3
S221	0.01068	4.2	02Jan2000, 18:00	4.8	S221	0.01068	7.5	01Jan2000, 00:18	0.3
S222	0.01286	5.1	02Jan2000, 18:00	5.8	S222	0.01286	10.5	01Jan2000, 00:15	0.4
S223	0.01286	5.1	02Jan2000, 18:00	5.8	S223	0.01286	10.5	01Jan2000, 00:15	0.4
S225	0.01337	5.3	02Jan2000, 18:00	6	S225	0.01337	13.4	01Jan2000, 00:03	0.4
S226	0.01337	5.3	02Jan2000, 18:00	6	S226	0.01337	13.4	01Jan2000, 00:03	0.4
S227	0.00014	0.1	02Jan2000, 18:00	0.1	S227	0.00014	1.2	01Jan2000, 00:03	0
S228	0.00405	1.6	02Jan2000, 18:00	1.9	S228	0.00405	3.9	01Jan2000, 00:21	0.1
S229	0.00405	1.6	02Jan2000, 18:00	1.9	S229	0.00405	3.9	01Jan2000, 00:21	0.1
S230	0.00412	1.6	02Jan2000, 18:00	1.9	S230	0.00412	3.9	01Jan2000, 00:21	0.1
S301	0.0001	0	02Jan2000, 17:12	0	S301	0.0001	1	01Jan2000, 00:03	0
S302	0.0001	0	02Jan2000, 17:12	0	S302	0.0001	1	01Jan2000, 00:03	0
S303	0.00017	0.1	02Jan2000, 18:00	0.1	S303	0.00017	1.6	01Jan2000, 00:03	0
S304	0.00027	0.1	02Jan2000, 18:00	0.1	S304	0.00027	2.6	01Jan2000, 00:03	0
S305	0.00009	0	02Jan2000, 17:12	0	S305	0.00009	0.9	01Jan2000, 00:03	0
S306	0.00026	0.1	02Jan2000, 18:00	0.1	S306	0.00026	2.5	01Jan2000, 00:03	0
S307	0.00053	0.2	02Jan2000, 18:00	0.3	S307	0.00053	5.1	01Jan2000, 00:03	0
S308	0.00006	0	02Jan2000, 17:12	0	S308	0.00006	0.6	01Jan2000, 00:03	0
S309	0.00018	0.1	02Jan2000, 18:00	0.1	S309	0.00018	1.7	01Jan2000, 00:03	0
S310	0.00009	0	02Jan2000, 18:00	0	S310	0.00009	0.2	01Jan2000, 00:06	0
S311	0.0008	0.3	02Jan2000, 18:00	0.4	S311	0.0008	7	01Jan2000, 00:03	0
S312A	0.00021	0.1	02Jan2000, 18:00	0.1	S312A	0.00021	0.2	01Jan2000, 00:12	0
S313A	0.00044	0.2	02Jan2000, 18:00	0.2	S313A	0.00044	0.6	01Jan2000, 00:12	0
S314A	0.00062	0.2	02Jan2000, 18:00	0.3	S314A	0.00062	1	01Jan2000, 00:12	0
S315	0.0072	2.8	02Jan2000, 18:00	3.2	S315	0.0072	5	01Jan2000, 00:15	0.2
S316	0.0072	2.8	02Jan2000, 18:00	3.2	S316	0.0072	5	01Jan2000, 00:15	0.2
S317	0.00727	2.8	02Jan2000, 18:00	3.2	S317	0.00727	5	01Jan2000, 00:15	0.2
S318A	0.00019	0.1	02Jan2000, 18:00	0.1	S318A	0.00019	0.3	01Jan2000, 00:12	0
S319	0.00071	0.3	02Jan2000, 18:00	0.3	S319	0.00071	0.8	01Jan2000, 00:12	0
S320	0.01217	4.8	02Jan2000, 18:00	5.4	S320	0.01217	9.4	01Jan2000, 00:18	0.4
S321	0.00013	0.1	02Jan2000, 18:00	0.1	S321	0.00013	1.2	01Jan2000, 00:03	0
S322	0.01257	5	02Jan2000, 18:00	5.6	S322	0.01257	9.4	01Jan2000, 00:18	0.4
S323	0.01337	5.3	02Jan2000, 18:00	6	S323	0.01337	13.4	01Jan2000, 00:03	0.4
S324	0.00269	1.1	02Jan2000, 18:00	1.2	S324	0.00269	2.3	01Jan2000, 00:21	0.1
S325	0.00415	1.6	02Jan2000, 18:00	1.9	S325	0.00415	3.8	01Jan2000, 00:18	0.1
S326	0.00012	0	02Jan2000, 17:12	0.1	S326	0.00012	1.2	01Jan2000, 00:03	0
S327	0.00427	1.7	02Jan2000, 18:00	1.9	S327	0.00427	3.8	01Jan2000, 00:18	0.1
S328	0.00477	1.9	02Jan2000, 18:00	2.2	S328	0.00477	4.3	01Jan2000, 00:18	0.2
S329	0.00504	2	02Jan2000, 18:00	2.3	S329	0.00504	4.6	01Jan2000, 00:18	0.2
S330	0.00007	0	02Jan2000, 18:00	0	S330	0.00007	0.7	01Jan2000, 00:03	0
S331	0.00534	2.1	02Jan2000, 18:00	2.4	S331	0.00534	4.9	01Jan2000, 00:18	0.2
S401	0.00008	0	02Jan2000, 17:30	0	S401	0.00008	0.5	01Jan2000, 00:06	0
S402	0.00016	0.1	02Jan2000, 18:00	0.1	S402	0.00016	0.6	01Jan2000, 00:06	0

S403	0.00045	0.2	02Jan2000, 18:00	0.2	S403	0.00045	0.9	01Jan2000, 00:06	0
S404	0.0002	0.1	02Jan2000, 18:00	0.1	S404	0.0002	1.9	01Jan2000, 00:03	0
S405	0.0003	0.1	02Jan2000, 18:00	0.1	S405	0.0003	2.9	01Jan2000, 00:03	0
S406	0.00127	0.5	02Jan2000, 18:00	0.6	S406	0.00127	3.5	01Jan2000, 00:03	0.1
S407	0.01516	6	02Jan2000, 18:00	6.8	S407	0.01516	10.8	01Jan2000, 00:18	0.5
S408	0.01516	6	02Jan2000, 17:57	6.8	S408	0.01516	10.6	01Jan2000, 00:21	0.5
S410	0.00056	0.2	02Jan2000, 18:00	0.2	S410	0.00056	0.4	01Jan2000, 00:21	0
S411	0.00107	0.4	02Jan2000, 18:00	0.5	S411	0.00107	0.9	01Jan2000, 00:18	0
S412	0.00173	0.7	02Jan2000, 18:00	0.8	S412	0.00173	1.5	01Jan2000, 00:15	0
S413	0.00207	0.8	02Jan2000, 18:00	0.9	S413	0.00207	1.9	01Jan2000, 00:15	0.1
S414	0.00218	0.9	02Jan2000, 18:00	1	S414	0.00218	1.9	01Jan2000, 00:15	0.1
S415	0.00385	1.5	02Jan2000, 18:00	1.7	S415	0.00385	3.5	01Jan2000, 00:15	0.1
S416	0.00009	0	02Jan2000, 17:12	0	S416	0.00009	0.9	01Jan2000, 00:03	0
S417	0.00009	0	02Jan2000, 17:12	0	S417	0.00009	0.9	01Jan2000, 00:03	0
S418	0.00394	1.6	02Jan2000, 18:00	1.8	S418	0.00394	3.8	01Jan2000, 00:03	0.1
S419	0.00012	0	02Jan2000, 18:00	0.1	S419	0.00012	0.3	01Jan2000, 00:09	0
S420	0.00012	0	02Jan2000, 18:00	0.1	S420	0.00012	0.3	01Jan2000, 00:09	0
S421	0.00017	0.1	02Jan2000, 18:00	0.1	S421	0.00017	1.7	01Jan2000, 00:03	0
S422	0.00038	0.2	02Jan2000, 18:00	0.2	S422	0.00038	3.6	01Jan2000, 00:03	0
S423	0.0005	0.2	02Jan2000, 18:00	0.2	S423	0.0005	3.7	01Jan2000, 00:03	0
S501	0.00011	0	02Jan2000, 18:00	0.1	S501	0.00011	1	01Jan2000, 00:03	0
S502	0.00049	0.2	02Jan2000, 18:00	0.2	S502	0.00049	0.6	01Jan2000, 00:18	0
S503	0.00066	0.3	02Jan2000, 18:00	0.3	S503	0.00066	1.6	01Jan2000, 00:03	0
S504	0.00113	0.4	02Jan2000, 18:00	0.5	S504	0.00113	1.6	01Jan2000, 00:03	0
S505	0.00016	0.1	02Jan2000, 17:27	0.1	S505	0.00016	1.5	01Jan2000, 00:03	0
S506	0.0041	1.6	02Jan2000, 18:00	1.9	S506	0.0041	5.3	01Jan2000, 00:03	0.1
S507	0.00025	0.1	02Jan2000, 18:00	0.1	S507	0.00025	2.3	01Jan2000, 00:03	0
S508	0.00075	0.3	02Jan2000, 18:00	0.4	S508	0.00075	6	01Jan2000, 00:03	0
S509	0.00485	1.9	02Jan2000, 18:00	2.2	S509	0.00485	11.3	01Jan2000, 00:03	0.2
S510	0.00485	1.6	02Jan2000, 18:12	2.2	S510	0.00485	1.3	01Jan2000, 00:30	0.2
S512	0.00073	0.3	02Jan2000, 18:00	0.3	S512	0.00073	1	01Jan2000, 00:09	0
S513	0.00279	1.1	02Jan2000, 18:00	1.4	S513	0.00279	13.5	01Jan2000, 00:06	0.1
S514	0.00705	2.8	02Jan2000, 18:00	3.4	S514	0.00705	16.2	01Jan2000, 00:06	0.3
S515	0.00836	3.4	02Jan2000, 18:00	4	S515	0.00836	19.7	01Jan2000, 00:03	0.4
S516	0.00921	3.7	02Jan2000, 18:00	4.4	S516	0.00921	20	01Jan2000, 00:03	0.4
S517	0.00937	3.8	02Jan2000, 18:00	4.5	S517	0.00937	20.2	01Jan2000, 00:03	0.4
S518	0.00033	0.1	02Jan2000, 18:00	0.2	S518	0.00033	0.7	01Jan2000, 00:12	0
S519	0.00033	0.1	02Jan2000, 18:00	0.2	S519	0.00033	0.7	01Jan2000, 00:12	0
S520	0.00014	0.1	02Jan2000, 17:12	0.1	S520	0.00014	1.4	01Jan2000, 00:03	0
S521	0.00047	0.2	02Jan2000, 18:00	0.2	S521	0.00047	1.5	01Jan2000, 00:03	0
S522	0.00047	0.2	02Jan2000, 18:00	0.2	S522	0.00047	1.5	01Jan2000, 00:03	0
S523	0.00984	4	02Jan2000, 18:00	4.7	S523	0.00984	21.7	01Jan2000, 00:03	0.4
S524	0.00984	3.3	02Jan2000, 18:06	4.7	S524	0.00984	3.1	01Jan2000, 00:27	0.4
S526	0.00024	0.1	02Jan2000, 18:00	0.1	S526	0.00024	0.2	01Jan2000, 00:12	0
S527	0.00024	0.1	02Jan2000, 18:00	0.1	S527	0.00024	0.2	01Jan2000, 00:12	0
S601	1E-07	0	02Jan2000, 17:30	0	S601	1E-07	0	01Jan2000, 00:06	0
S602	1E-07	0	02Jan2000, 17:30	0	S602	1E-07	0	01Jan2000, 00:06	0
S603	1E-07	0	02Jan2000, 17:30	0	S603	1E-07	0	01Jan2000, 00:06	0
S604	0.0001	0	02Jan2000, 18:00	0	S604	0.0001	1	01Jan2000, 00:03	0

S605	0.00064	0.3	02Jan2000, 18:00	0.3	S605	0.00064	1	01Jan2000, 00:03	0
S606	0.00149	0.6	02Jan2000, 18:00	0.7	S606	0.00149	1	01Jan2000, 00:03	0.1
S607	0.00176	0.7	02Jan2000, 18:00	0.8	S607	0.00176	1.2	01Jan2000, 00:03	0.1
S608	0.00188	0.7	02Jan2000, 18:00	0.9	S608	0.00188	2.2	01Jan2000, 00:03	0.1
S609	0.00032	0.1	02Jan2000, 18:00	0.2	S609	0.00032	0.7	01Jan2000, 00:12	0
S610	0.00039	0.2	02Jan2000, 18:00	0.2	S610	0.00039	0.4	01Jan2000, 00:21	0
S611	0.00071	0.3	02Jan2000, 18:00	0.3	S611	0.00071	1	01Jan2000, 00:12	0
S612	0.00031	0.1	02Jan2000, 18:00	0.1	S612	0.00031	0.6	01Jan2000, 00:12	0
S613	0.00009	0	02Jan2000, 18:00	0	S613	0.00009	0.1	01Jan2000, 00:18	0
S614	0.00238	0.9	02Jan2000, 18:00	1.1	S614	0.00238	2.5	01Jan2000, 00:18	0.1
S615	0.0034	1.4	02Jan2000, 18:00	1.6	S615	0.0034	3.9	01Jan2000, 00:15	0.1
S701	0.00185	0.7	02Jan2000, 18:00	0.8	S701	0.00185	2.5	01Jan2000, 00:15	0.1
S702	0.00199	0.8	02Jan2000, 18:00	0.9	S702	0.00199	2.5	01Jan2000, 00:15	0.1
S703	0.00266	1.1	02Jan2000, 18:00	1.2	S703	0.00266	2.6	01Jan2000, 00:15	0.1
S704	0.00098	0.4	02Jan2000, 18:03	0.4	S704	0.00098	0.7	01Jan2000, 00:27	0
S705	0.00437	1.7	02Jan2000, 18:00	2	S705	0.00437	3.6	01Jan2000, 00:15	0.2
S706	0.00027	0.1	02Jan2000, 18:00	0.1	S706	0.00027	0.5	01Jan2000, 00:12	0
S707	0.00018	0.1	02Jan2000, 18:00	0.1	S707	0.00018	0.3	01Jan2000, 00:15	0
S708	0.00066	0.3	02Jan2000, 18:00	0.3	S708	0.00066	1.2	01Jan2000, 00:12	0
S709	0.00843	3.4	02Jan2000, 18:00	3.9	S709	0.00843	8.7	01Jan2000, 00:15	0.3
S710	0.00048	0.2	02Jan2000, 18:03	0.2	S710	0.00048	0.3	01Jan2000, 00:24	0
S711	0.00033	0.1	02Jan2000, 18:03	0.2	S711	0.00033	0.3	01Jan2000, 00:27	0
S712	0.00924	3.7	02Jan2000, 18:00	4.2	S712	0.00924	9	01Jan2000, 00:15	0.3
S713	0.0002	0.1	02Jan2000, 18:00	0.1	S713	0.0002	0.2	01Jan2000, 00:21	0
S714	0.00944	3.7	02Jan2000, 18:00	4.3	S714	0.00944	9.1	01Jan2000, 00:15	0.3
S715	0.00067	0.3	02Jan2000, 18:00	0.3	S715	0.00067	0.7	01Jan2000, 00:21	0
S716	0.0013	0.5	02Jan2000, 18:00	0.6	S716	0.0013	1.3	01Jan2000, 00:21	0.1
S717	0.01074	4.3	02Jan2000, 18:00	4.9	S717	0.01074	10.2	01Jan2000, 00:15	0.4
S718	0.00007	0	02Jan2000, 18:00	0	S718	0.00007	0.7	01Jan2000, 00:03	0
S719	0.00039	0.2	02Jan2000, 18:00	0.2	S719	0.00039	0.7	01Jan2000, 00:03	0
S720	0.01113	4.4	02Jan2000, 18:00	5.1	S720	0.01113	10.6	01Jan2000, 00:15	0.4
S721A	0.00008	0	02Jan2000, 18:00	0	S721A	0.00008	0.2	01Jan2000, 00:06	0
S722	0.00014	0.1	02Jan2000, 18:00	0.1	S722	0.00014	1.4	01Jan2000, 00:03	0
S723	0.00126	0.5	02Jan2000, 18:00	0.6	S723	0.00126	1.4	01Jan2000, 00:21	0.1
S724	0.01253	5	02Jan2000, 18:00	5.8	S724	0.01253	11.8	01Jan2000, 00:18	0.5
S726A	0.00251	1	02Jan2000, 18:00	1.2	S726A	0.00251	2.7	01Jan2000, 00:12	0.1
S801	0.00274	1.1	02Jan2000, 18:00	1.3	S801	0.00274	3	01Jan2000, 00:12	0.1
S802	0.01527	6.1	02Jan2000, 18:00	7.1	S802	0.01527	14.6	01Jan2000, 00:15	0.6
S803	0.00012	0	02Jan2000, 17:12	0.1	S803	0.00012	1.2	01Jan2000, 00:03	0
S804	0.00127	0.5	02Jan2000, 18:00	0.6	S804	0.00127	2.3	01Jan2000, 00:15	0.1
S805	0.01666	6.6	02Jan2000, 18:00	7.7	S805	0.01666	16.9	01Jan2000, 00:15	0.6
S806	0.00021	0.1	02Jan2000, 18:00	0.1	S806	0.00021	1.8	01Jan2000, 00:03	0
S807	0.00037	0.1	02Jan2000, 18:00	0.2	S807	0.00037	3.1	01Jan2000, 00:03	0
S808	0.00016	0.1	02Jan2000, 18:00	0.1	S808	0.00016	0.2	01Jan2000, 00:18	0
S809	0.00092	0.4	02Jan2000, 18:00	0.4	S809	0.00092	1.4	01Jan2000, 00:15	0
S810	0.00142	0.6	02Jan2000, 18:00	0.7	S810	0.00142	2.2	01Jan2000, 00:12	0.1
S811	0.00277	1.1	02Jan2000, 18:00	1.3	S811	0.00277	4.1	01Jan2000, 00:03	0.1
S812	0.00792	3.1	02Jan2000, 18:00	3.7	S812	0.00792	7.5	01Jan2000, 00:15	0.3
S813	0.00101	0.4	02Jan2000, 18:00	0.5	S813	0.00101	1.4	01Jan2000, 00:18	0

S814	0.00973	3.9	02Jan2000, 18:00	4.5	S814	0.00973	9.4	01Jan2000, 00:15	0.4
S815	0.02916	11.6	02Jan2000, 18:00	13.6	S815	0.02916	30	01Jan2000, 00:15	1.1
S816	0.00094	0.4	02Jan2000, 18:00	0.5	S816	0.00094	1.6	01Jan2000, 00:18	0
S817	0.22252	86.3	02Jan2000, 18:03	104.5	S817	0.22252	119.3	01Jan2000, 00:33	9
S818	0.22274	86.4	02Jan2000, 18:03	104.6	S818	0.22274	119.3	01Jan2000, 00:33	9
S819	0.22369	86.8	02Jan2000, 18:03	105	S819	0.22369	119.7	01Jan2000, 00:33	9.1
S820	0.22369	86.8	02Jan2000, 18:03	105	S820	0.22369	119.7	01Jan2000, 00:33	9.1
S821	0.00027	0.1	02Jan2000, 18:00	0.1	S821	0.00027	2.4	01Jan2000, 00:03	0
S822	0.25312	98.3	02Jan2000, 18:03	118.8	S822	0.25312	132.9	01Jan2000, 00:30	10.2
S901	0.00376	1.5	02Jan2000, 18:00	1.8	S901	0.00376	19.2	01Jan2000, 00:03	0.2
1A	0.00357	1.4	02Jan2000, 18:00	1.6	1A	0.00357	2.8	01Jan2000, 00:21	0.1
1B	0.00149	0.6	02Jan2000, 18:00	0.7	1B	0.00149	2.1	01Jan2000, 00:15	0.1
1C	0.00268	1.1	02Jan2000, 18:00	1.3	1C	0.00268	4.2	01Jan2000, 00:09	0.1
1D	0.00008	0	02Jan2000, 18:00	0	1D	0.00008	0.1	01Jan2000, 00:03	0
1E	0.00682	2.7	02Jan2000, 18:00	3.2	1E	0.00682	10.2	01Jan2000, 00:09	0.3
1F	0.00006	0	02Jan2000, 18:00	0	1F	0.00006	0.1	01Jan2000, 00:09	0
1G	0.00011	0	02Jan2000, 17:12	0.1	1G	0.00011	1.1	01Jan2000, 00:03	0
1H	0.00004	0	02Jan2000, 17:30	0	1H	0.00004	0.2	01Jan2000, 00:06	0
1I	0.00004	0	02Jan2000, 17:12	0	1I	0.00004	0.4	01Jan2000, 00:03	0
1J	0.00011	0	02Jan2000, 18:00	0.1	1J	0.00011	0.2	01Jan2000, 00:09	0
1K	0.00012	0	02Jan2000, 17:12	0.1	1K	0.00012	1.2	01Jan2000, 00:03	0
1L	0.00007	0	02Jan2000, 18:00	0	1L	0.00007	0.1	01Jan2000, 00:09	0
1M	0.00008	0	02Jan2000, 17:12	0	1M	0.00008	0.8	01Jan2000, 00:03	0
1N	0.00009	0	02Jan2000, 18:00	0	1N	0.00009	0.2	01Jan2000, 00:06	0
1O	0.0001	0	02Jan2000, 18:00	0	1O	0.0001	0.7	01Jan2000, 00:03	0
1P	0.00022	0.1	02Jan2000, 18:00	0.1	1P	0.00022	1.8	01Jan2000, 00:03	0
1Q	0.00074	0.3	02Jan2000, 18:00	0.3	1Q	0.00074	0.6	01Jan2000, 00:09	0
1R	0.00055	0.2	02Jan2000, 18:00	0.2	1R	0.00055	0.2	01Jan2000, 00:15	0
1S	0.0005	0.2	02Jan2000, 18:00	0.2	1S	0.0005	0.6	01Jan2000, 00:15	0
10A	0.00054	0.2	02Jan2000, 18:06	0.3	10A	0.00054	0.3	01Jan2000, 00:33	0
10B	0.00085	0.3	02Jan2000, 18:03	0.4	10B	0.00085	0.6	01Jan2000, 00:30	0
10C	0.00027	0.1	02Jan2000, 18:00	0.1	10C	0.00027	0.7	01Jan2000, 00:09	0
10D	0.00012	0	02Jan2000, 18:00	0.1	10D	0.00012	1	01Jan2000, 00:03	0
10E	0.0001	0	02Jan2000, 18:00	0	10E	0.0001	1	01Jan2000, 00:03	0
11A	0.00039	0.2	02Jan2000, 18:00	0.2	11A	0.00039	0.4	01Jan2000, 00:21	0
11AA	0.00014	0.1	02Jan2000, 18:00	0.1	11AA	0.00014	1.4	01Jan2000, 00:03	0
11AA2	0.00008	0	02Jan2000, 18:00	0	11AA2	0.00008	0.2	01Jan2000, 00:06	0
11AB	0.00126	0.5	02Jan2000, 18:00	0.6	11AB	0.00126	1.4	01Jan2000, 00:21	0.1
11AC	0.00032	0.1	02Jan2000, 18:00	0.2	11AC	0.00032	0.4	01Jan2000, 00:21	0
11AD	0.00127	0.5	02Jan2000, 18:00	0.6	11AD	0.00127	2.3	01Jan2000, 00:15	0.1
11AD2	0.00012	0	02Jan2000, 17:12	0.1	11AD2	0.00012	1.2	01Jan2000, 00:03	0
11AE	0.00471	1.9	02Jan2000, 18:00	2.2	11AE	0.00471	4.5	01Jan2000, 00:15	0.2
11AF	0.00076	0.3	02Jan2000, 18:00	0.4	11AF	0.00076	1.2	01Jan2000, 00:15	0
11AF2	0.00016	0.1	02Jan2000, 18:00	0.1	11AF2	0.00016	0.2	01Jan2000, 00:18	0
11AG	0.00101	0.4	02Jan2000, 18:00	0.5	11AG	0.00101	2.1	01Jan2000, 00:12	0
11AH	0.00163	0.7	02Jan2000, 18:00	0.8	11AH	0.00163	4.2	01Jan2000, 00:12	0.1
11AI	0.00094	0.4	02Jan2000, 18:00	0.5	11AI	0.00094	1.6	01Jan2000, 00:18	0
11AJ	0.00101	0.4	02Jan2000, 18:00	0.5	11AJ	0.00101	1.4	01Jan2000, 00:18	0
11AK	0.0008	0.3	02Jan2000, 18:00	0.4	11AK	0.0008	0.7	01Jan2000, 00:24	0

11AL	0.00142	0.6	02Jan2000, 18:00	0.7	11AL	0.00142	2.2	01Jan2000, 00:12	0.1
11AL2	0.00006	0	02Jan2000, 17:12	0	11AL2	0.00006	0.6	01Jan2000, 00:03	0
11AM	0.00016	0.1	02Jan2000, 18:00	0.1	11AM	0.00016	1.3	01Jan2000, 00:03	0
11AN	0.00035	0.1	02Jan2000, 18:00	0.2	11AN	0.00035	3.3	01Jan2000, 00:03	0
11AO	0.00409	1.6	02Jan2000, 18:00	2	11AO	0.00409	6.4	01Jan2000, 00:18	0.2
11AP	0.00664	2.6	02Jan2000, 18:03	3.1	11AP	0.00664	5.2	01Jan2000, 00:30	0.3
11AQ	0.00022	0.1	02Jan2000, 18:00	0.1	11AQ	0.00022	0.3	01Jan2000, 00:15	0
11AR	0.00021	0.1	02Jan2000, 18:00	0.1	11AR	0.00021	1.8	01Jan2000, 00:03	0
11AS	0.00095	0.4	02Jan2000, 18:09	0.4	11AS	0.00095	0.4	01Jan2000, 00:39	0
11AT	0.00027	0.1	02Jan2000, 18:00	0.1	11AT	0.00027	2.4	01Jan2000, 00:03	0
11AU	0.00029	0.1	02Jan2000, 18:00	0.1	11AU	0.00029	0.7	01Jan2000, 00:12	0
11AV	0.00053	0.2	02Jan2000, 18:00	0.3	11AV	0.00053	5	01Jan2000, 00:03	0
11AW	0.00004	0	02Jan2000, 18:00	0	11AW	0.00004	0.4	01Jan2000, 00:03	0
11AX	0.00264	1.1	02Jan2000, 18:03	1.3	11AX	0.00264	2.9	01Jan2000, 00:24	0.1
11AY	0.03839	15.2	02Jan2000, 18:03	17.8	11AY	0.03839	29.4	01Jan2000, 00:27	1.4
11AZ	0.11465	44.4	02Jan2000, 18:12	54.9	11AZ	0.11465	66.1	01Jan2000, 00:42	5.1
11B	0.00032	0.1	02Jan2000, 18:00	0.2	11B	0.00032	0.7	01Jan2000, 00:12	0
11BA	0.04317	16.7	02Jan2000, 18:06	19.4	11BA	0.04317	20.4	01Jan2000, 00:36	1.4
11C	0.00839	3.3	02Jan2000, 18:00	3.9	11C	0.00839	10.2	01Jan2000, 00:15	0.3
11D	0.00089	0.4	02Jan2000, 18:00	0.4	11D	0.00089	4.4	01Jan2000, 00:03	0
11E	0.00064	0.3	02Jan2000, 18:00	0.3	11E	0.00064	0.7	01Jan2000, 00:18	0
11F	0.00229	0.9	02Jan2000, 18:00	1	11F	0.00229	2.4	01Jan2000, 00:18	0.1
11F2	0.00009	0	02Jan2000, 18:00	0	11F2	0.00009	0.1	01Jan2000, 00:18	0
11G	0.00185	0.7	02Jan2000, 18:00	0.8	11G	0.00185	2.5	01Jan2000, 00:15	0.1
11H	0.00031	0.1	02Jan2000, 18:00	0.1	11H	0.00031	0.6	01Jan2000, 00:12	0
11I	0.00014	0.1	02Jan2000, 17:12	0.1	11I	0.00014	1.4	01Jan2000, 00:03	0
11J	0.00027	0.1	02Jan2000, 18:00	0.1	11J	0.00027	0.5	01Jan2000, 00:12	0
11K	0.0004	0.2	02Jan2000, 18:03	0.2	11K	0.0004	0.3	01Jan2000, 00:27	0
11L	0.00019	0.1	02Jan2000, 18:00	0.1	11L	0.00019	0.3	01Jan2000, 00:18	0
11M	0.00067	0.3	02Jan2000, 18:06	0.3	11M	0.00067	0.3	01Jan2000, 00:36	0
11N	0.00073	0.3	02Jan2000, 18:00	0.3	11N	0.00073	0.7	01Jan2000, 00:21	0
11O	0.00018	0.1	02Jan2000, 18:00	0.1	11O	0.00018	0.3	01Jan2000, 00:15	0
11P	0.00098	0.4	02Jan2000, 18:03	0.4	11P	0.00098	0.7	01Jan2000, 00:27	0
11Q	0.00021	0.1	02Jan2000, 18:00	0.1	11Q	0.00021	0.5	01Jan2000, 00:12	0
11R	0.00094	0.4	02Jan2000, 18:00	0.4	11R	0.00094	1	01Jan2000, 00:21	0
11S	0.0002	0.1	02Jan2000, 18:00	0.1	11S	0.0002	0.2	01Jan2000, 00:21	0
11T	0.00063	0.3	02Jan2000, 18:00	0.3	11T	0.00063	0.6	01Jan2000, 00:24	0
11U	0.00048	0.2	02Jan2000, 18:03	0.2	11U	0.00048	0.3	01Jan2000, 00:24	0
11U2	0.0002	0.1	02Jan2000, 18:00	0.1	11U2	0.0002	0.2	01Jan2000, 00:21	0
11V	0.00033	0.1	02Jan2000, 18:03	0.2	11V	0.00033	0.3	01Jan2000, 00:27	0
11W	0.00007	0	02Jan2000, 18:00	0	11W	0.00007	0.7	01Jan2000, 00:03	0
11X	0.00321	1.3	02Jan2000, 18:00	1.5	11X	0.00321	3	01Jan2000, 00:12	0.1
11Y	0.00067	0.3	02Jan2000, 18:00	0.3	11Y	0.00067	0.7	01Jan2000, 00:21	0
11Z	0.00243	1	02Jan2000, 18:00	1.1	11Z	0.00243	2.6	01Jan2000, 00:12	0.1
11Z2	0.00023	0.1	02Jan2000, 18:00	0.1	11Z2	0.00023	0.4	01Jan2000, 00:12	0
2A	0.00113	0.5	02Jan2000, 18:00	0.5	2A	0.00113	1.5	01Jan2000, 00:18	0
2B	0.00688	2.7	02Jan2000, 18:00	2.9	2B	0.00688	6	01Jan2000, 00:15	0.2
2C	0.00015	0.1	02Jan2000, 18:00	0.1	2C	0.00015	0.2	01Jan2000, 00:12	0
2D	0.00011	0	02Jan2000, 18:00	0.1	2D	0.00011	1	01Jan2000, 00:03	0

2E	0.00012	0	02Jan2000, 18:00	0.1	2E	0.00012	1	01Jan2000, 00:03	0
2F	0.00036	0.1	02Jan2000, 18:00	0.2	2F	0.00036	2.9	01Jan2000, 00:03	0
2G	0.00065	0.3	02Jan2000, 18:00	0.3	2G	0.00065	5.5	01Jan2000, 00:03	0
2H	0.00018	0.1	02Jan2000, 18:00	0.1	2H	0.00018	1.8	01Jan2000, 00:03	0
2I	0.00019	0.1	02Jan2000, 18:00	0.1	2I	0.00019	0.3	01Jan2000, 00:15	0
2K	0.00045	0.2	02Jan2000, 18:00	0.2	2K	0.00045	1	01Jan2000, 00:12	0
2L	0.00074	0.3	02Jan2000, 18:00	0.4	2L	0.00074	1.3	01Jan2000, 00:15	0
2M	0.00004	0	02Jan2000, 18:00	0	2M	0.00004	0.3	01Jan2000, 00:03	0
2N	0.00013	0.1	02Jan2000, 18:00	0.1	2N	0.00013	1	01Jan2000, 00:03	0
2O	0.00013	0.1	02Jan2000, 18:00	0.1	2O	0.00013	1	01Jan2000, 00:03	0
2P	0.00035	0.1	02Jan2000, 18:00	0.2	2P	0.00035	3.1	01Jan2000, 00:03	0
2Q	0.00015	0.1	02Jan2000, 18:00	0.1	2Q	0.00015	1.4	01Jan2000, 00:03	0
2R	0.00003	0	02Jan2000, 18:00	0	2R	0.00003	0.3	01Jan2000, 00:03	0
2S	0.00019	0.1	02Jan2000, 18:00	0.1	2S	0.00019	1.9	01Jan2000, 00:03	0
2T	0.00017	0.1	02Jan2000, 18:00	0.1	2T	0.00017	1.7	01Jan2000, 00:03	0
2U	0.00035	0.1	02Jan2000, 18:00	0.2	2U	0.00035	3.4	01Jan2000, 00:03	0
2V	0.00021	0.1	02Jan2000, 18:00	0.1	2V	0.00021	2.1	01Jan2000, 00:03	0
2W	0.00009	0	02Jan2000, 18:00	0	2W	0.00009	0.8	01Jan2000, 00:03	0
3A	0.00017	0.1	02Jan2000, 18:00	0.1	3A	0.00017	1.7	01Jan2000, 00:03	0
3B	0.00025	0.1	02Jan2000, 18:00	0.1	3B	0.00025	2.5	01Jan2000, 00:03	0
3C	0.00014	0.1	02Jan2000, 17:12	0.1	3C	0.00014	1.4	01Jan2000, 00:03	0
3D	0.0005	0.2	02Jan2000, 18:00	0.2	3D	0.0005	1.7	01Jan2000, 00:09	0
4A	0.00025	0.1	02Jan2000, 18:00	0.1	4A	0.00025	1	01Jan2000, 00:06	0
4B	0.00024	0.1	02Jan2000, 18:00	0.1	4B	0.00024	1.9	01Jan2000, 00:03	0
4C	0.00014	0.1	02Jan2000, 18:00	0.1	4C	0.00014	1.1	01Jan2000, 00:03	0
4D	0.00007	0	02Jan2000, 17:12	0	4D	0.00007	0.7	01Jan2000, 00:03	0
4E	0.00077	0.3	02Jan2000, 18:00	0.4	4E	0.00077	1.4	01Jan2000, 00:12	0
4F	0.00017	0.1	02Jan2000, 17:12	0.1	4F	0.00017	1.7	01Jan2000, 00:03	0
4G	0.0001	0	02Jan2000, 17:12	0	4G	0.0001	1	01Jan2000, 00:03	0
4H	0.00025	0.1	02Jan2000, 18:00	0.1	4H	0.00025	2.4	01Jan2000, 00:03	0
4I	0.00084	0.3	02Jan2000, 18:00	0.4	4I	0.00084	1.6	01Jan2000, 00:15	0
4J	0.00034	0.1	02Jan2000, 18:00	0.2	4J	0.00034	2.5	01Jan2000, 00:03	0
4K	0.00017	0.1	02Jan2000, 18:00	0.1	4K	0.00017	1.4	01Jan2000, 00:03	0
4L	0.00015	0.1	02Jan2000, 18:00	0.1	4L	0.00015	1.1	01Jan2000, 00:03	0
4M	0.00009	0	02Jan2000, 18:00	0	4M	0.00009	0.9	01Jan2000, 00:03	0
4N	0.00154	0.6	02Jan2000, 18:00	0.7	4N	0.00154	8.9	01Jan2000, 00:03	0.1
5A	0.00018	0.1	02Jan2000, 18:00	0.1	5A	0.00018	1.8	01Jan2000, 00:03	0
5B	0.00173	0.7	02Jan2000, 18:00	0.8	5B	0.00173	3.1	01Jan2000, 00:12	0.1
5C	0.00027	0.1	02Jan2000, 18:00	0.1	5C	0.00027	1.5	01Jan2000, 00:06	0
5D	0.00107	0.4	02Jan2000, 18:00	0.5	5D	0.00107	1.4	01Jan2000, 00:15	0
5D2	0.0002	0.1	02Jan2000, 18:00	0.1	5D2	0.0002	0.6	01Jan2000, 00:09	0
5D3	0.00008	0	02Jan2000, 18:00	0	5D3	0.00008	0.2	01Jan2000, 00:06	0
5E	0.0005	0.2	02Jan2000, 18:00	0.2	5E	0.0005	0.3	01Jan2000, 00:15	0
5F	0.00883	3.4	02Jan2000, 18:00	3.9	5F	0.00883	5.9	01Jan2000, 00:15	0.3
6A	0.00014	0.1	02Jan2000, 18:00	0.1	6A	0.00014	1.2	01Jan2000, 00:03	0
6B	0.00405	1.6	02Jan2000, 18:00	1.9	6B	0.00405	3.9	01Jan2000, 00:21	0.1
6C	0.00007	0	02Jan2000, 17:12	0	6C	0.00007	0.7	01Jan2000, 00:03	0
6D	0.00021	0.1	02Jan2000, 18:00	0.1	6D	0.00021	0.2	01Jan2000, 00:12	0
6E	0.00023	0.1	02Jan2000, 18:00	0.1	6E	0.00023	0.4	01Jan2000, 00:12	0

6F	0.00018	0.1	02Jan2000, 18:00	0.1	6F	0.00018	0.4	01Jan2000, 00:09	0
6G	0.00658	2.6	02Jan2000, 18:00	2.9	6G	0.00658	4.6	01Jan2000, 00:15	0.2
6H	0.00019	0.1	02Jan2000, 18:00	0.1	6H	0.00019	0.3	01Jan2000, 00:12	0
6I	0.00052	0.2	02Jan2000, 18:00	0.2	6I	0.00052	0.5	01Jan2000, 00:15	0
6J	0.00009	0	02Jan2000, 17:12	0	6J	0.00009	0.9	01Jan2000, 00:03	0
6K	0.00006	0	02Jan2000, 17:12	0	6K	0.00006	0.6	01Jan2000, 00:03	0
6L	0.00007	0	02Jan2000, 17:12	0	6L	0.00007	0.7	01Jan2000, 00:03	0
6M	0.00007	0	02Jan2000, 17:12	0	6M	0.00007	0.7	01Jan2000, 00:03	0
6N	0.0001	0	02Jan2000, 17:12	0	6N	0.0001	1	01Jan2000, 00:03	0
6O	0.00017	0.1	02Jan2000, 18:00	0.1	6O	0.00017	1.6	01Jan2000, 00:03	0
6P	0.00017	0.1	02Jan2000, 18:00	0.1	6P	0.00017	1.6	01Jan2000, 00:03	0
6Q	0.00012	0	02Jan2000, 18:00	0.1	6Q	0.00012	1.1	01Jan2000, 00:03	0
6R	0.00009	0	02Jan2000, 18:00	0	6R	0.00009	0.2	01Jan2000, 00:06	0
6S	0.00013	0.1	02Jan2000, 18:00	0.1	6S	0.00013	1.2	01Jan2000, 00:03	0
6T	0.00013	0.1	02Jan2000, 18:00	0.1	6T	0.00013	1.2	01Jan2000, 00:03	0
7A	0.00269	1.1	02Jan2000, 18:00	1.2	7A	0.00269	2.3	01Jan2000, 00:21	0.1
7B	0.00146	0.6	02Jan2000, 18:00	0.7	7B	0.00146	1.8	01Jan2000, 00:15	0
7C	0.0005	0.2	02Jan2000, 18:00	0.2	7C	0.0005	0.6	01Jan2000, 00:15	0
7D	0.00027	0.1	02Jan2000, 18:00	0.1	7D	0.00027	0.3	01Jan2000, 00:18	0
7E	0.00023	0.1	02Jan2000, 18:00	0.1	7E	0.00023	0.3	01Jan2000, 00:18	0
7F	0.00008	0	02Jan2000, 17:30	0	7F	0.00008	0.5	01Jan2000, 00:06	0
7G	0.00008	0	02Jan2000, 18:00	0	7G	0.00008	0.2	01Jan2000, 00:09	0
7H	0.0002	0.1	02Jan2000, 18:00	0.1	7H	0.0002	1.9	01Jan2000, 00:03	0
7I	0.00029	0.1	02Jan2000, 18:00	0.1	7I	0.00029	0.3	01Jan2000, 00:09	0
7I2	0.0001	0	02Jan2000, 17:12	0	7I2	0.0001	1	01Jan2000, 00:03	0
7J	0.00052	0.2	02Jan2000, 18:00	0.2	7J	0.00052	0.5	01Jan2000, 00:15	0
7K	0.00855	3.3	02Jan2000, 18:00	3.8	7K	0.00855	5.2	01Jan2000, 00:18	0.2
7L	0.00007	0	02Jan2000, 18:00	0	7L	0.00007	0.7	01Jan2000, 00:03	0
7M	0.00012	0	02Jan2000, 17:12	0.1	7M	0.00012	1.2	01Jan2000, 00:03	0
8A	0.00012	0	02Jan2000, 18:00	0.1	8A	0.00012	0.3	01Jan2000, 00:09	0
8A2	0.00009	0	02Jan2000, 17:12	0	8A2	0.00009	0.9	01Jan2000, 00:03	0
8B	0.00056	0.2	02Jan2000, 18:00	0.2	8B	0.00056	0.4	01Jan2000, 00:21	0
8B2	0.00051	0.2	02Jan2000, 18:00	0.2	8B2	0.00051	0.5	01Jan2000, 00:15	0
8C	0.00017	0.1	02Jan2000, 18:00	0.1	8C	0.00017	1.7	01Jan2000, 00:03	0
8C2	0.00011	0	02Jan2000, 17:12	0.1	8C2	0.00011	1.1	01Jan2000, 00:03	0
8D	0.00066	0.3	02Jan2000, 18:00	0.3	8D	0.00066	0.6	01Jan2000, 00:15	0
8D2	0.00034	0.1	02Jan2000, 18:00	0.2	8D2	0.00034	0.4	01Jan2000, 00:15	0
8E	0.0001	0	02Jan2000, 18:00	0	8E	0.0001	0.9	01Jan2000, 00:03	0
8F	0.00054	0.2	02Jan2000, 18:00	0.2	8F	0.00054	0.7	01Jan2000, 00:15	0
8G	0.00011	0	02Jan2000, 18:00	0.1	8G	0.00011	1	01Jan2000, 00:03	0
8H	0.00047	0.2	02Jan2000, 18:00	0.2	8H	0.00047	0.3	01Jan2000, 00:21	0
8I	0.00017	0.1	02Jan2000, 18:00	0.1	8I	0.00017	1.5	01Jan2000, 00:03	0
8J	0.00049	0.2	02Jan2000, 18:00	0.2	8J	0.00049	0.6	01Jan2000, 00:18	0
8K	0.00025	0.1	02Jan2000, 18:00	0.1	8K	0.00025	2.3	01Jan2000, 00:03	0
8L	0.00016	0.1	02Jan2000, 17:27	0.1	8L	0.00016	1.5	01Jan2000, 00:03	0
8M	0.00024	0.1	02Jan2000, 18:00	0.1	8M	0.00024	0.2	01Jan2000, 00:12	0
9A	0.00196	0.8	02Jan2000, 18:00	1	9A	0.00196	2.8	01Jan2000, 00:18	0.1
9B	0.00131	0.5	02Jan2000, 18:00	0.6	9B	0.00131	8	01Jan2000, 00:03	0
9C	0.00016	0.1	02Jan2000, 18:00	0.1	9C	0.00016	0.4	01Jan2000, 00:06	0

9C2	0.00012	0	02Jan2000, 18:00	0.1	9C2	0.00012	0.3	01Jan2000, 00:06	0
9D	0.00014	0.1	02Jan2000, 17:12	0.1	9D	0.00014	1.4	01Jan2000, 00:03	0
9E	0.0013	0.5	02Jan2000, 18:00	0.6	9E	0.0013	2.4	01Jan2000, 00:12	0.1
9F	0.00279	1.1	02Jan2000, 18:00	1.4	9F	0.00279	13.5	01Jan2000, 00:06	0.1
9G	0.00073	0.3	02Jan2000, 18:00	0.3	9G	0.00073	1	01Jan2000, 00:09	0
9H	0.00033	0.1	02Jan2000, 18:00	0.2	9H	0.00033	0.7	01Jan2000, 00:12	0
9I	0.00081	0.3	02Jan2000, 18:00	0.4	9I	0.00081	1.2	01Jan2000, 00:12	0
9J	0.00019	0.1	02Jan2000, 18:00	0.1	9J	0.00019	1.5	01Jan2000, 00:03	0

100YR72HR				
Hydrologic Element	Drainage Area (MI2)	Peak Discharge (CFS)	Time of Peak	Volume (AC-FT)
DEP 1C	0.00268	0.7	03Jan2000, 18:00	1.4
DEP 1E	0.00682	1.7	03Jan2000, 18:00	3.4
DEP 11AE	0.00471	1.2	03Jan2000, 18:00	2.4
DEP 11Z	0.00243	0.6	03Jan2000, 18:00	1.2
DEP 5F	0.00883	2.2	03Jan2000, 18:00	4.2
DEP 6G	0.00658	1.6	03Jan2000, 18:00	3.1
DEP 7K	0.00855	2.1	03Jan2000, 18:00	4
DET 11X	0.00321	0.8	03Jan2000, 18:00	1.6
EX STR 1	0.00149	0.4	03Jan2000, 18:00	0.7
EX STR 11	0.00004	0	03Jan2000, 18:00	0
EX STR 12	0.00013	0	03Jan2000, 18:00	0.1
EX STR 13	0.00013	0	03Jan2000, 18:00	0.1
EX STR 14	0.00827	2	03Jan2000, 18:00	3.9
EX STR 15	0.00842	2.1	03Jan2000, 18:00	3.9
EX STR 16	0.0005	0.1	03Jan2000, 18:00	0.3
EX STR 17	0.00025	0.1	03Jan2000, 18:00	0.1
EX STR 18	0.00024	0.1	03Jan2000, 18:00	0.1
EX STR 19	0.00021	0.1	03Jan2000, 18:00	0.1
EX STR 2	0.00417	1	03Jan2000, 18:00	2.1
EX STR 20	0.00007	0	03Jan2000, 16:12	0
EX STR 21	0.00077	0.2	03Jan2000, 18:00	0.4
EX STR 22	0.00317	0.8	03Jan2000, 18:00	1.6
EX STR 23	0.00276	0.7	03Jan2000, 18:00	1.4
EX STR 24	0.0024	0.6	03Jan2000, 18:00	1.2
EX STR 25	0.00231	0.6	03Jan2000, 18:00	1.2
EX STR 27	0.00196	0.5	03Jan2000, 18:00	1
EX STR 28	0.0013	0.3	03Jan2000, 18:00	0.7
EX STR 28-2	0.00426	1.1	03Jan2000, 18:00	2.2
EX STR 29	0.001	0.2	03Jan2000, 18:00	0.5
EX STR 3	0.00425	1.1	03Jan2000, 18:00	2.1
EX STR 30	0.00019	0	03Jan2000, 18:00	0.1
EX STR 31	0.00839	2.1	03Jan2000, 18:00	4.1
EX STR 32	0.00992	2.5	03Jan2000, 18:00	4.9
EX STR 32-2	0.01051	2.6	03Jan2000, 18:00	5.2
EX STR 33	0.00064	0.2	03Jan2000, 18:00	0.3
EX STR 34	0.0004	0.1	03Jan2000, 18:00	0.2
EX STR 35	0.00059	0.1	03Jan2000, 18:00	0.3
EX STR 36	0.00094	0.2	03Jan2000, 18:00	0.5
EX STR 37	0.01165	2.9	03Jan2000, 18:00	5.7
EX STR 38	0.00321	0.8	03Jan2000, 18:00	1.6
EX STR 39	0.00101	0.3	03Jan2000, 18:00	0.5
EX STR 4	0.01107	2.7	03Jan2000, 18:00	5.5
EX STR 40	0.00163	0.4	03Jan2000, 18:00	0.9
EX STR 41	0.00035	0.1	03Jan2000, 18:00	0.2
EX STR 41-2	0.00136	0.3	03Jan2000, 18:00	0.7

EX STR 42	0.2003	49.6	03Jan2000, 18:00	100.1
EX STR 42-2	0.20166	49.9	03Jan2000, 18:00	100.8
EX STR 43	0.00664	1.6	03Jan2000, 18:00	3.3
EX STR 43-2	0.22158	54.9	03Jan2000, 18:00	110.8
EX STR 44	0.00029	0.1	03Jan2000, 18:00	0.1
EX STR 45	0.00053	0.1	03Jan2000, 18:00	0.3
EX STR 45-2	0.25394	62.9	03Jan2000, 18:00	126.8
EX STR 46	0.00004	0	03Jan2000, 18:00	0
EX STR 47	0.00268	0.7	03Jan2000, 18:00	1.4
EX STR 47-2	0.25662	63.5	03Jan2000, 18:00	128.2
EX STR 48	0.19621	48.6	03Jan2000, 18:00	98
EX STR 49	0.15782	39.1	03Jan2000, 18:00	79
EX STR 5	0.00688	1.7	03Jan2000, 18:00	3.2
EX STR 50	0.04317	10.6	03Jan2000, 18:00	20.7
EX STR 6	0.00707	1.7	03Jan2000, 18:00	3.2
EX STR 7	0.00731	1.8	03Jan2000, 18:00	3.4
EX STR 8	0.00756	1.9	03Jan2000, 18:00	3.5
EX STR 9	0.00792	1.9	03Jan2000, 18:00	3.7
J-S101	0.0000001	0	03Jan2000, 16:30	0
J-S601	0.0000001	0	03Jan2000, 16:30	0
J-S602	0.0000001	0	03Jan2000, 16:30	0
OUTLET 1 - S122	0.0174701	4.3	03Jan2000, 17:57	8.5
OUTLET 10	0.00188	0.5	03Jan2000, 17:57	0.9
OUTLET 11	0.25662	63.5	03Jan2000, 17:57	128.2
OUTLET 2 - S205	0.0128	3.2	03Jan2000, 17:57	6.2
OUTLET 3A - S209	0.00056	0.1	03Jan2000, 17:57	0.3
OUTLET 3B - S1001	0.0005	0.1	03Jan2000, 17:57	0.3
OUTLET 4 - S213	0.00512	1.3	03Jan2000, 17:57	2.6
OUTLET 5 - S224	0.01286	3.2	03Jan2000, 17:57	6.2
OUTLET 6	0.01337	3.3	03Jan2000, 17:57	6.4
OUTLET 7 - S409	0.01516	3.7	03Jan2000, 17:57	7.3
OUTLET 8A - S511	0.00485	1.2	03Jan2000, 17:57	2.4
OUTLET 8B - S528	0.00024	0.1	03Jan2000, 17:57	0.1
OUTLET 9 - S525	0.0098402	2.4	03Jan2000, 17:57	5
PIPE DET OUTLET 1	0.0017801	0.4	03Jan2000, 18:00	0.8
PIPE DET OUTLET 7	0.01516	3.7	03Jan2000, 18:00	7.3

PIPE DET OUTLET 8	0.00485	1.2	03Jan2000, 18:00	2.4
PIPE DET OUTLET 9	0.0098402	2.4	03Jan2000, 18:00	5
S1002	0.0046	1.1	03Jan2000, 18:00	2.3
S1003	0.00485	1.2	03Jan2000, 18:00	2.5
S1004	0.00074	0.2	03Jan2000, 18:00	0.4
S1005	0.00037	0.1	03Jan2000, 18:00	0.2
S1006	0.00966	2.4	03Jan2000, 18:00	4.6
S1007	0.00966	2.4	03Jan2000, 18:00	4.6
S1008	0.00017	0	03Jan2000, 18:00	0.1
S1009	0.00983	2.4	03Jan2000, 18:00	4.7
S101	0.0000001	0	03Jan2000, 16:30	0
S1010	0.00045	0.1	03Jan2000, 18:00	0.2
S1011	0.01028	2.5	03Jan2000, 18:00	4.9
S102	0.00008	0	03Jan2000, 16:12	0
S103	0.0001501	0	03Jan2000, 17:27	0.1
S105	0.00022	0.1	03Jan2000, 18:00	0.1
S106	0.0003701	0.1	03Jan2000, 18:00	0.2
S107	0.0004801	0.1	03Jan2000, 18:00	0.2
S108	0.00012	0	03Jan2000, 16:12	0.1
S109	0.00011	0	03Jan2000, 16:12	0.1
S110	0.00074	0.2	03Jan2000, 18:00	0.3
S1101	0.00018	0	03Jan2000, 18:00	0.1
S1102	0.00065	0.2	03Jan2000, 18:00	0.3
S1103	0.0091	2.2	03Jan2000, 18:00	4.3
S111	0.00101	0.2	03Jan2000, 18:00	0.5
S112	0.0001	0	03Jan2000, 18:00	0
S113	0.0016301	0.4	03Jan2000, 18:00	0.8
S114	0.00009	0	03Jan2000, 18:00	0
S115	0.0017801	0.4	03Jan2000, 18:00	0.8
S116	0.0017801	0.4	03Jan2000, 18:00	0.8
S117	0.00055	0.1	03Jan2000, 18:00	0.2
S118	0.0169701	4.2	03Jan2000, 18:00	8.2
S119	0.0005	0.1	03Jan2000, 18:00	0.2
S120	0.0174701	4.3	03Jan2000, 18:00	8.5
S121	0.0174701	4.3	03Jan2000, 18:00	8.5
S123	0.00021	0.1	03Jan2000, 18:00	0.1
S124	0.00017	0	03Jan2000, 18:00	0.1
S201	0.0003	0.1	03Jan2000, 18:00	0.2
S202	0.0003	0.1	03Jan2000, 18:00	0.2
S203	0.00217	0.5	03Jan2000, 18:00	1.1
S204	0.0128	3.2	03Jan2000, 18:00	6.2
S206	0.00042	0.1	03Jan2000, 18:00	0.2
S207	0.00042	0.1	03Jan2000, 18:00	0.2
S208	0.00056	0.1	03Jan2000, 18:00	0.3
S210	0.00495	1.2	03Jan2000, 18:00	2.5
S211	0.00017	0	03Jan2000, 16:12	0.1
S212	0.00512	1.3	03Jan2000, 18:00	2.6

S214	0.00173	0.4	03Jan2000, 18:00	0.9
S215	0.00191	0.5	03Jan2000, 18:00	1
S216A	0.0002	0	03Jan2000, 18:00	0.1
S217A	0.00028	0.1	03Jan2000, 18:00	0.1
S218	0.00883	2.2	03Jan2000, 18:00	4.2
S219	0.00883	2.2	03Jan2000, 18:00	4.2
S220	0.00933	2.3	03Jan2000, 18:00	4.4
S221	0.01068	2.6	03Jan2000, 18:00	5.1
S222	0.01286	3.2	03Jan2000, 18:00	6.2
S223	0.01286	3.2	03Jan2000, 18:00	6.2
S225	0.01337	3.3	03Jan2000, 18:00	6.4
S226	0.01337	3.3	03Jan2000, 18:00	6.4
S227	0.00014	0	03Jan2000, 18:00	0.1
S228	0.00405	1	03Jan2000, 18:00	2
S229	0.00405	1	03Jan2000, 18:00	2
S230	0.00412	1	03Jan2000, 18:00	2
S301	0.0001	0	03Jan2000, 16:12	0.1
S302	0.0001	0	03Jan2000, 16:12	0.1
S303	0.00017	0	03Jan2000, 18:00	0.1
S304	0.00027	0.1	03Jan2000, 18:00	0.1
S305	0.00009	0	03Jan2000, 16:12	0
S306	0.00026	0.1	03Jan2000, 18:00	0.1
S307	0.00053	0.1	03Jan2000, 18:00	0.3
S308	0.00006	0	03Jan2000, 16:12	0
S309	0.00018	0	03Jan2000, 18:00	0.1
S310	0.00009	0	03Jan2000, 18:00	0
S311	0.0008	0.2	03Jan2000, 18:00	0.4
S312A	0.00021	0.1	03Jan2000, 18:00	0.1
S313A	0.00044	0.1	03Jan2000, 18:00	0.2
S314A	0.00062	0.2	03Jan2000, 18:00	0.3
S315	0.0072	1.8	03Jan2000, 18:00	3.4
S316	0.0072	1.8	03Jan2000, 18:00	3.4
S317	0.00727	1.8	03Jan2000, 18:00	3.4
S318A	0.00019	0	03Jan2000, 18:00	0.1
S319	0.00071	0.2	03Jan2000, 18:00	0.3
S320	0.01217	3	03Jan2000, 18:00	5.8
S321	0.00013	0	03Jan2000, 18:00	0.1
S322	0.01257	3.1	03Jan2000, 18:00	6
S323	0.01337	3.3	03Jan2000, 18:00	6.4
S324	0.00269	0.7	03Jan2000, 18:00	1.3
S325	0.00415	1	03Jan2000, 18:00	2
S326	0.00012	0	03Jan2000, 16:12	0.1
S327	0.00427	1.1	03Jan2000, 18:00	2.1
S328	0.00477	1.2	03Jan2000, 18:00	2.3
S329	0.00504	1.2	03Jan2000, 18:00	2.4
S330	0.00007	0	03Jan2000, 18:00	0
S331	0.00534	1.3	03Jan2000, 18:00	2.6
S401	0.00008	0	03Jan2000, 16:30	0
S402	0.00016	0	03Jan2000, 18:00	0.1

S403	0.00045	0.1	03Jan2000, 18:00	0.2
S404	0.0002	0	03Jan2000, 18:00	0.1
S405	0.0003	0.1	03Jan2000, 18:00	0.2
S406	0.00127	0.3	03Jan2000, 18:00	0.6
S407	0.01516	3.7	03Jan2000, 18:00	7.3
S408	0.01516	3.7	03Jan2000, 18:00	7.3
S410	0.00056	0.1	03Jan2000, 18:00	0.3
S411	0.00107	0.3	03Jan2000, 18:00	0.5
S412	0.00173	0.4	03Jan2000, 18:00	0.8
S413	0.00207	0.5	03Jan2000, 18:00	1
S414	0.00218	0.5	03Jan2000, 18:00	1
S415	0.00385	0.9	03Jan2000, 18:00	1.8
S416	0.00009	0	03Jan2000, 16:12	0
S417	0.00009	0	03Jan2000, 16:12	0
S418	0.00394	1	03Jan2000, 18:00	1.9
S419	0.00012	0	03Jan2000, 18:00	0.1
S420	0.00012	0	03Jan2000, 18:00	0.1
S421	0.00017	0	03Jan2000, 18:00	0.1
S422	0.00038	0.1	03Jan2000, 18:00	0.2
S423	0.0005	0.1	03Jan2000, 18:00	0.3
S501	0.00011	0	03Jan2000, 18:00	0.1
S502	0.00049	0.1	03Jan2000, 18:00	0.2
S503	0.00066	0.2	03Jan2000, 18:00	0.3
S504	0.00113	0.3	03Jan2000, 18:00	0.6
S505	0.00016	0	03Jan2000, 16:27	0.1
S506	0.0041	1	03Jan2000, 18:00	2
S507	0.00025	0.1	03Jan2000, 18:00	0.1
S508	0.00075	0.2	03Jan2000, 18:00	0.4
S509	0.00485	1.2	03Jan2000, 18:00	2.4
S510	0.00485	1.2	03Jan2000, 18:00	2.4
S512	0.0007301	0.2	03Jan2000, 18:00	0.4
S513	0.00279	0.7	03Jan2000, 18:00	1.4
S514	0.00705	1.8	03Jan2000, 18:00	3.6
S515	0.00836	2.1	03Jan2000, 18:00	4.2
S516	0.0092101	2.3	03Jan2000, 18:00	4.7
S517	0.0093701	2.3	03Jan2000, 18:00	4.7
S518	0.00033	0.1	03Jan2000, 18:00	0.2
S519	0.0003301	0.1	03Jan2000, 18:00	0.2
S520	0.00014	0	03Jan2000, 16:12	0.1
S521	0.0004701	0.1	03Jan2000, 18:00	0.2
S522	0.0004701	0.1	03Jan2000, 18:00	0.2
S523	0.0098402	2.4	03Jan2000, 18:00	5
S524	0.0098402	2.4	03Jan2000, 18:00	5
S526	0.00024	0.1	03Jan2000, 18:00	0.1
S527	0.00024	0.1	03Jan2000, 18:00	0.1
S601	0.0000001	0	03Jan2000, 16:30	0
S602	0.0000001	0	03Jan2000, 16:30	0
S603	0.0000001	0	03Jan2000, 16:30	0
S604	0.0001	0	03Jan2000, 18:00	0.1

S605	0.00064	0.2	03Jan2000, 18:00	0.3
S606	0.00149	0.4	03Jan2000, 18:00	0.7
S607	0.00176	0.4	03Jan2000, 18:00	0.9
S608	0.00188	0.5	03Jan2000, 18:00	0.9
S609	0.00032	0.1	03Jan2000, 18:00	0.2
S610	0.00039	0.1	03Jan2000, 18:00	0.2
S611	0.00071	0.2	03Jan2000, 18:00	0.4
S612	0.00031	0.1	03Jan2000, 18:00	0.2
S613	0.00009	0	03Jan2000, 18:00	0
S614	0.00238	0.6	03Jan2000, 18:00	1.2
S615	0.0034	0.8	03Jan2000, 18:00	1.7
S701	0.00185	0.5	03Jan2000, 18:00	0.9
S702	0.00199	0.5	03Jan2000, 18:00	1
S703	0.00266	0.7	03Jan2000, 18:00	1.3
S704	0.00098	0.2	03Jan2000, 18:00	0.5
S705	0.00437	1.1	03Jan2000, 18:00	2.1
S706	0.00027	0.1	03Jan2000, 18:00	0.1
S707	0.00018	0	03Jan2000, 18:00	0.1
S708	0.00066	0.2	03Jan2000, 18:00	0.3
S709	0.00843	2.1	03Jan2000, 18:00	4.1
S710	0.00048	0.1	03Jan2000, 18:00	0.2
S711	0.00033	0.1	03Jan2000, 18:00	0.2
S712	0.00924	2.3	03Jan2000, 18:00	4.5
S713	0.0002	0	03Jan2000, 18:00	0.1
S714	0.00944	2.3	03Jan2000, 18:00	4.6
S715	0.00067	0.2	03Jan2000, 18:00	0.3
S716	0.0013	0.3	03Jan2000, 18:00	0.6
S717	0.01074	2.7	03Jan2000, 18:00	5.3
S718	0.00007	0	03Jan2000, 18:00	0
S719	0.00039	0.1	03Jan2000, 18:00	0.2
S720	0.01113	2.8	03Jan2000, 18:00	5.5
S721A	0.00008	0	03Jan2000, 18:00	0
S722	0.00014	0	03Jan2000, 18:00	0.1
S723	0.00126	0.3	03Jan2000, 18:00	0.6
S724	0.01253	3.1	03Jan2000, 18:00	6.2
S726A	0.00251	0.6	03Jan2000, 18:00	1.2
S801	0.00274	0.7	03Jan2000, 18:00	1.3
S802	0.01527	3.8	03Jan2000, 18:00	7.5
S803	0.00012	0	03Jan2000, 16:12	0.1
S804	0.00127	0.3	03Jan2000, 18:00	0.7
S805	0.01666	4.1	03Jan2000, 18:00	8.2
S806	0.00021	0.1	03Jan2000, 18:00	0.1
S807	0.00037	0.1	03Jan2000, 18:00	0.2
S808	0.00016	0	03Jan2000, 18:00	0.1
S809	0.00092	0.2	03Jan2000, 18:00	0.5
S810	0.00142	0.4	03Jan2000, 18:00	0.7
S811	0.00277	0.7	03Jan2000, 18:00	1.4
S812	0.00792	2	03Jan2000, 18:00	3.9
S813	0.00101	0.3	03Jan2000, 18:00	0.5

S814	0.00973	2.4	03Jan2000, 18:00	4.8
S815	0.02916	7.2	03Jan2000, 18:00	14.5
S816	0.00094	0.2	03Jan2000, 18:00	0.5
S817	0.22252	55.1	03Jan2000, 18:00	111.3
S818	0.22274	55.1	03Jan2000, 18:00	111.4
S819	0.22369	55.4	03Jan2000, 18:00	111.8
S820	0.22369	55.4	03Jan2000, 18:00	111.8
S821	0.00027	0.1	03Jan2000, 18:00	0.1
S822	0.25312	62.7	03Jan2000, 18:00	126.4
S901	0.00376	0.9	03Jan2000, 18:00	1.9
1A	0.00357	0.9	03Jan2000, 18:00	1.7
1B	0.00149	0.4	03Jan2000, 18:00	0.7
1C	0.00268	0.7	03Jan2000, 18:00	1.4
1D	0.00008	0	03Jan2000, 18:00	0
1E	0.00682	1.7	03Jan2000, 18:00	3.4
1F	0.00006	0	03Jan2000, 17:30	0
1G	0.00011	0	03Jan2000, 16:12	0.1
1H	0.00004	0	03Jan2000, 16:30	0
1I	0.00004	0	03Jan2000, 16:12	0
1J	0.00011	0	03Jan2000, 17:15	0.1
1K	0.00012	0	03Jan2000, 16:12	0.1
1L	0.00007	0	03Jan2000, 17:30	0
1M	0.00008	0	03Jan2000, 16:12	0
1N	0.00009	0	03Jan2000, 18:00	0
1O	0.0001	0	03Jan2000, 18:00	0
1P	0.00022	0.1	03Jan2000, 18:00	0.1
1Q	0.00074	0.2	03Jan2000, 18:00	0.3
1R	0.00055	0.1	03Jan2000, 18:00	0.2
1S	0.0005	0.1	03Jan2000, 18:00	0.2
10A	0.00054	0.1	03Jan2000, 18:00	0.3
10B	0.00085	0.2	03Jan2000, 18:00	0.4
10C	0.00027	0.1	03Jan2000, 18:00	0.1
10D	0.00012	0	03Jan2000, 18:00	0.1
10E	0.0001	0	03Jan2000, 18:00	0.1
11A	0.00039	0.1	03Jan2000, 18:00	0.2
11AA	0.00014	0	03Jan2000, 18:00	0.1
11AA2	0.00008	0	03Jan2000, 18:00	0
11AB	0.00126	0.3	03Jan2000, 18:00	0.6
11AC	0.00032	0.1	03Jan2000, 18:00	0.2
11AD	0.00127	0.3	03Jan2000, 18:00	0.7
11AD2	0.00012	0	03Jan2000, 16:12	0.1
11AE	0.00471	1.2	03Jan2000, 18:00	2.4
11AF	0.00076	0.2	03Jan2000, 18:00	0.4
11AF2	0.00016	0	03Jan2000, 18:00	0.1
11AG	0.00101	0.3	03Jan2000, 18:00	0.5
11AH	0.00163	0.4	03Jan2000, 18:00	0.9
11AI	0.00094	0.2	03Jan2000, 18:00	0.5
11AJ	0.00101	0.3	03Jan2000, 18:00	0.5
11AK	0.0008	0.2	03Jan2000, 18:00	0.4

11AL	0.00142	0.4	03Jan2000, 18:00	0.7
11AL2	0.00006	0	03Jan2000, 16:12	0
11AM	0.00016	0	03Jan2000, 18:00	0.1
11AN	0.00035	0.1	03Jan2000, 18:00	0.2
11AO	0.00409	1	03Jan2000, 18:00	2.1
11AP	0.00664	1.6	03Jan2000, 18:00	3.3
11AQ	0.00022	0.1	03Jan2000, 18:00	0.1
11AR	0.00021	0.1	03Jan2000, 18:00	0.1
11AS	0.00095	0.2	03Jan2000, 18:00	0.4
11AT	0.00027	0.1	03Jan2000, 18:00	0.1
11AU	0.00029	0.1	03Jan2000, 18:00	0.1
11AV	0.00053	0.1	03Jan2000, 18:00	0.3
11AW	0.00004	0	03Jan2000, 18:00	0
11AX	0.00264	0.7	03Jan2000, 18:00	1.4
11AY	0.03839	9.5	03Jan2000, 18:00	19
11AZ	0.11465	28.4	03Jan2000, 18:00	58.4
11B	0.00032	0.1	03Jan2000, 18:00	0.2
11BA	0.04317	10.6	03Jan2000, 18:00	20.7
11C	0.00839	2.1	03Jan2000, 18:00	4.1
11D	0.00089	0.2	03Jan2000, 18:00	0.4
11E	0.00064	0.2	03Jan2000, 18:00	0.3
11F	0.00229	0.6	03Jan2000, 18:00	1.1
11F2	0.00009	0	03Jan2000, 18:00	0
11G	0.00185	0.5	03Jan2000, 18:00	0.9
11H	0.00031	0.1	03Jan2000, 18:00	0.2
11I	0.00014	0	03Jan2000, 16:12	0.1
11J	0.00027	0.1	03Jan2000, 18:00	0.1
11K	0.0004	0.1	03Jan2000, 18:00	0.2
11L	0.00019	0	03Jan2000, 18:00	0.1
11M	0.00067	0.2	03Jan2000, 18:00	0.3
11N	0.00073	0.2	03Jan2000, 18:00	0.4
11O	0.00018	0	03Jan2000, 18:00	0.1
11P	0.00098	0.2	03Jan2000, 18:00	0.5
11Q	0.00021	0.1	03Jan2000, 18:00	0.1
11R	0.00094	0.2	03Jan2000, 18:00	0.5
11S	0.0002	0	03Jan2000, 18:00	0.1
11T	0.00063	0.2	03Jan2000, 18:00	0.3
11U	0.00048	0.1	03Jan2000, 18:00	0.2
11U2	0.0002	0	03Jan2000, 18:00	0.1
11V	0.00033	0.1	03Jan2000, 18:00	0.2
11W	0.00007	0	03Jan2000, 18:00	0
11X	0.00321	0.8	03Jan2000, 18:00	1.6
11Y	0.00067	0.2	03Jan2000, 18:00	0.3
11Z	0.00243	0.6	03Jan2000, 18:00	1.2
11Z2	0.00023	0.1	03Jan2000, 18:00	0.1
2A	0.00113	0.3	03Jan2000, 18:00	0.6
2B	0.00688	1.7	03Jan2000, 18:00	3.2
2C	0.00015	0	03Jan2000, 18:00	0.1
2D	0.00011	0	03Jan2000, 18:00	0.1

2E	0.00012	0	03Jan2000, 18:00	0.1
2F	0.00036	0.1	03Jan2000, 18:00	0.2
2G	0.00065	0.2	03Jan2000, 18:00	0.3
2H	0.00018	0	03Jan2000, 18:00	0.1
2I	0.00019	0	03Jan2000, 18:00	0.1
2K	0.00045	0.1	03Jan2000, 18:00	0.2
2L	0.00074	0.2	03Jan2000, 18:00	0.4
2M	0.00004	0	03Jan2000, 18:00	0
2N	0.00013	0	03Jan2000, 18:00	0.1
2O	0.00013	0	03Jan2000, 18:00	0.1
2P	0.00035	0.1	03Jan2000, 18:00	0.2
2Q	0.00015	0	03Jan2000, 18:00	0.1
2R	0.00003	0	03Jan2000, 18:00	0
2S	0.00019	0	03Jan2000, 18:00	0.1
2T	0.00017	0	03Jan2000, 18:00	0.1
2U	0.00035	0.1	03Jan2000, 18:00	0.2
2V	0.00021	0.1	03Jan2000, 18:00	0.1
2W	0.00009	0	03Jan2000, 18:00	0
3A	0.00017	0	03Jan2000, 18:00	0.1
3B	0.00025	0.1	03Jan2000, 18:00	0.1
3C	0.00014	0	03Jan2000, 16:12	0.1
3D	0.0005	0.1	03Jan2000, 18:00	0.3
4A	0.00025	0.1	03Jan2000, 18:00	0.1
4B	0.00024	0.1	03Jan2000, 18:00	0.1
4C	0.00014	0	03Jan2000, 18:00	0.1
4D	0.00007	0	03Jan2000, 16:12	0
4E	0.00077	0.2	03Jan2000, 18:00	0.4
4F	0.00017	0	03Jan2000, 16:12	0.1
4G	0.0001	0	03Jan2000, 16:12	0.1
4H	0.00025	0.1	03Jan2000, 18:00	0.1
4I	0.00084	0.2	03Jan2000, 18:00	0.4
4J	0.00034	0.1	03Jan2000, 18:00	0.2
4K	0.00017	0	03Jan2000, 18:00	0.1
4L	0.00015	0	03Jan2000, 18:00	0.1
4M	0.00009	0	03Jan2000, 18:00	0
4N	0.00154	0.4	03Jan2000, 18:00	0.8
5A	0.00018	0	03Jan2000, 18:00	0.1
5B	0.00173	0.4	03Jan2000, 18:00	0.9
5C	0.00027	0.1	03Jan2000, 18:00	0.1
5D	0.00107	0.3	03Jan2000, 18:00	0.5
5D2	0.0002	0	03Jan2000, 18:00	0.1
5D3	0.00008	0	03Jan2000, 18:00	0
5E	0.0005	0.1	03Jan2000, 18:00	0.2
5F	0.00883	2.2	03Jan2000, 18:00	4.2
6A	0.00014	0	03Jan2000, 18:00	0.1
6B	0.00405	1	03Jan2000, 18:00	2
6C	0.00007	0	03Jan2000, 16:12	0
6D	0.00021	0.1	03Jan2000, 18:00	0.1
6E	0.00023	0.1	03Jan2000, 18:00	0.1

6F	0.00018	0	03Jan2000, 18:00	0.1
6G	0.00658	1.6	03Jan2000, 18:00	3.1
6H	0.00019	0	03Jan2000, 18:00	0.1
6I	0.00052	0.1	03Jan2000, 18:00	0.2
6J	0.00009	0	03Jan2000, 16:12	0
6K	0.00006	0	03Jan2000, 16:12	0
6L	0.00007	0	03Jan2000, 16:12	0
6M	0.00007	0	03Jan2000, 16:12	0
6N	0.0001	0	03Jan2000, 16:12	0.1
6O	0.00017	0	03Jan2000, 18:00	0.1
6P	0.00017	0	03Jan2000, 18:00	0.1
6Q	0.00012	0	03Jan2000, 18:00	0.1
6R	0.00009	0	03Jan2000, 18:00	0
6S	0.00013	0	03Jan2000, 18:00	0.1
6T	0.00013	0	03Jan2000, 18:00	0.1
7A	0.00269	0.7	03Jan2000, 18:00	1.3
7B	0.00146	0.4	03Jan2000, 18:00	0.7
7C	0.0005	0.1	03Jan2000, 18:00	0.2
7D	0.00027	0.1	03Jan2000, 18:00	0.1
7E	0.00023	0.1	03Jan2000, 18:00	0.1
7F	0.00008	0	03Jan2000, 16:30	0
7G	0.00008	0	03Jan2000, 18:00	0
7H	0.0002	0	03Jan2000, 18:00	0.1
7I	0.00029	0.1	03Jan2000, 18:00	0.1
7I2	0.0001	0	03Jan2000, 16:12	0.1
7J	0.00052	0.1	03Jan2000, 18:00	0.3
7K	0.00855	2.1	03Jan2000, 18:00	4
7L	0.00007	0	03Jan2000, 18:00	0
7M	0.00012	0	03Jan2000, 16:12	0.1
8A	0.00012	0	03Jan2000, 18:00	0.1
8A2	0.00009	0	03Jan2000, 16:12	0
8B	0.00056	0.1	03Jan2000, 18:00	0.3
8B2	0.00051	0.1	03Jan2000, 18:00	0.2
8C	0.00017	0	03Jan2000, 18:00	0.1
8C2	0.00011	0	03Jan2000, 16:12	0.1
8D	0.00066	0.2	03Jan2000, 18:00	0.3
8D2	0.00034	0.1	03Jan2000, 18:00	0.2
8E	0.0001	0	03Jan2000, 18:00	0.1
8F	0.00054	0.1	03Jan2000, 18:00	0.3
8G	0.00011	0	03Jan2000, 18:00	0.1
8H	0.00047	0.1	03Jan2000, 18:00	0.2
8I	0.00017	0	03Jan2000, 18:00	0.1
8J	0.00049	0.1	03Jan2000, 18:00	0.2
8K	0.00025	0.1	03Jan2000, 18:00	0.1
8L	0.00016	0	03Jan2000, 16:27	0.1
8M	0.00024	0.1	03Jan2000, 18:00	0.1
9A	0.00196	0.5	03Jan2000, 18:00	1
9B	0.00131	0.3	03Jan2000, 18:00	0.6
9C	0.00016	0	03Jan2000, 18:00	0.1

9C2	0.00012	0	03Jan2000, 18:00	0.1
9D	0.00014	0	03Jan2000, 16:12	0.1
9E	0.0013	0.3	03Jan2000, 18:00	0.7
9F	0.00279	0.7	03Jan2000, 18:00	1.4
9G	0.00073	0.2	03Jan2000, 18:00	0.4
9H	0.00033	0.1	03Jan2000, 18:00	0.2
9I	0.00081	0.2	03Jan2000, 18:00	0.4
9J	0.00019	0	03Jan2000, 18:00	0.1

HYDRAULIC MODELING

HEC-RAS

EXISTING CONDITIONS

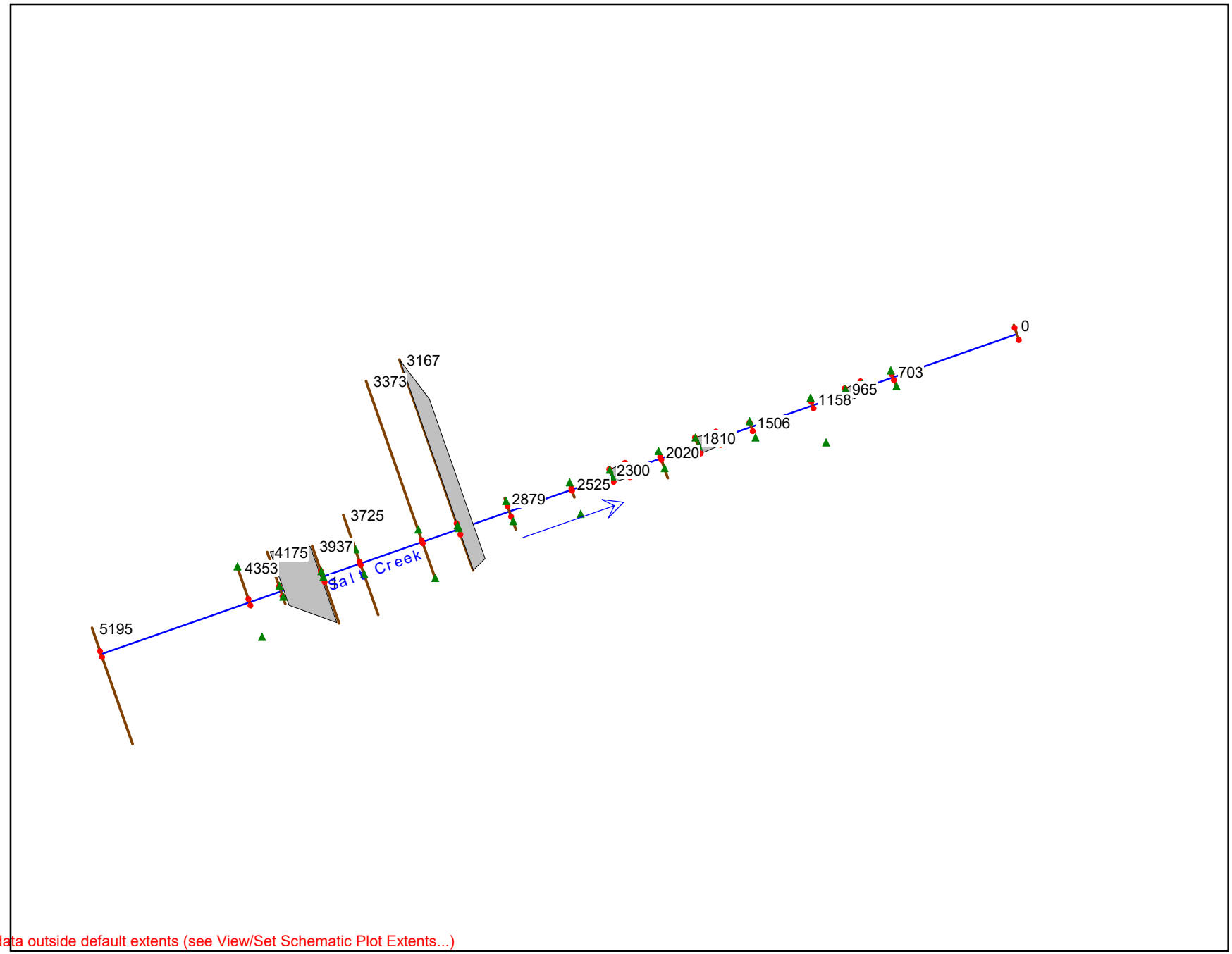

Some schematic data outside default extents (see View/Set Schematic Plot Extents...)

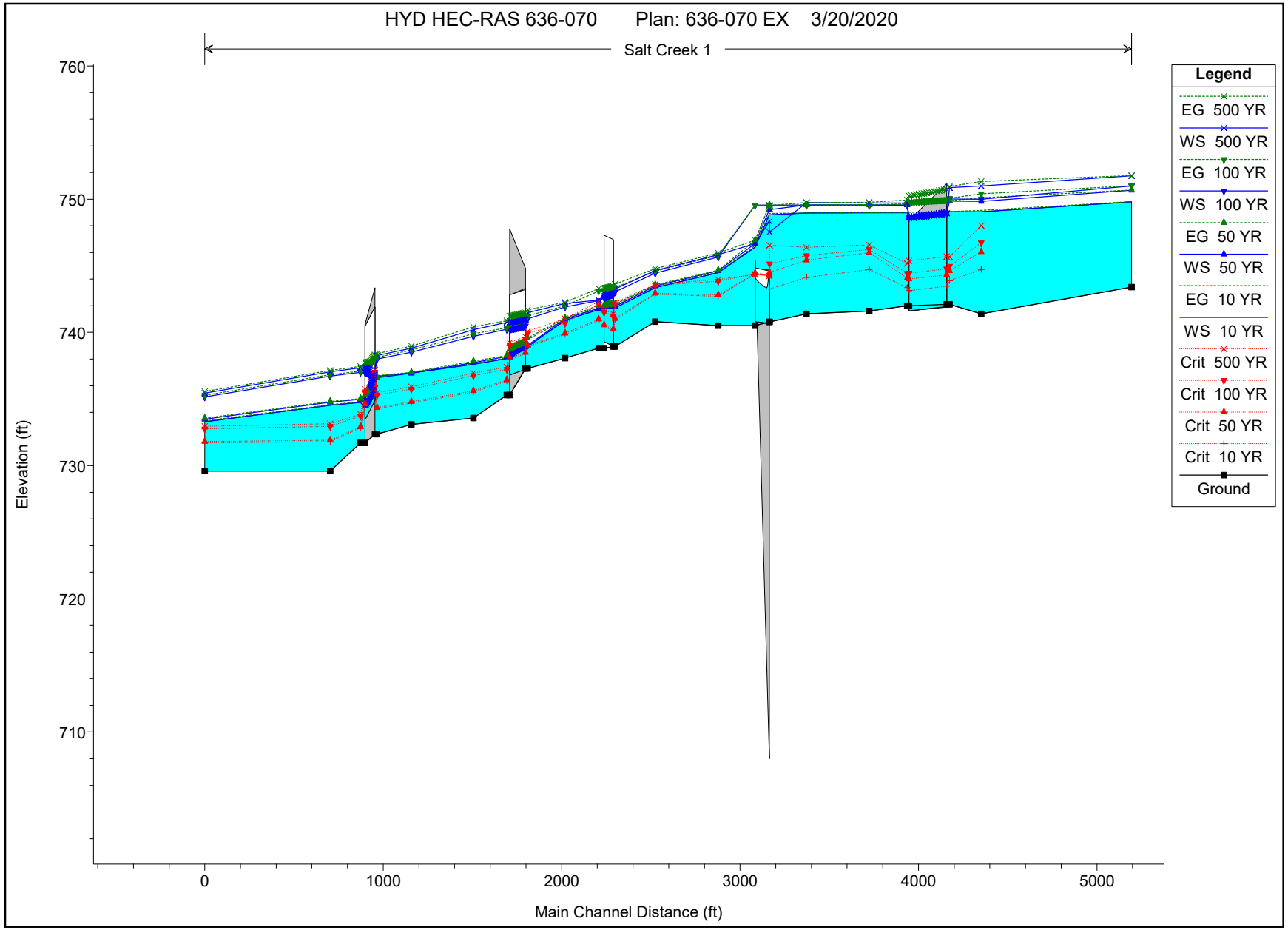
HYD HEC-RAS 636-070 Plan: 636-070 EX 3/20/2020
Salt Creek 1
Elevation (ft)
760
750
740
730
720
710
0
1000
2000
3000
4000
5000
Main Channel Distance (ft)
Legend
EG 500 YR
WS 500 YR
EG 100 YR
WS 100 YR
EG 50 YR
WS 50 YR
EG 10 YR
WS 10 YR
Crit 500 YR
Crit 100 YR
Crit 50 YR
Crit 10 YR
Ground

HEC-RAS Plan: EX River: Salt Creek Reach: 1

Reach	River Sta	Profile	Q Total	Min Ch El	W.S. Elev	Crit W.S.	E.G. Elev	E.G. Slope	Vel Chnl	Flow Area	Top Width	Froude # Chl
			(cfs)	(ft)	(ft)	(ft)	(ft)	(ft/ft)	(ft/s)	(sq ft)	(ft)	
1	5195	10 YR	259.00	743.40	749.79		749.81	0.000413	1.24	280.63	281.49	0.11
1	5195	50 YR	504.00	743.40	750.67		750.68	0.000247	1.09	612.58	433.98	0.08
1	5195	100 YR	650.00	743.40	751.01		751.02	0.000221	1.07	766.03	476.19	0.08
1	5195	500 YR	994.00	743.40	751.76		751.77	0.000162	1.00	1138.64	516.73	0.07
1	4353	10 YR	259.00	741.40	749.06	744.71	749.16	0.001913	2.49	103.83	23.34	0.21
1	4353	50 YR	504.00	741.40	749.84	746.06	750.10	0.004826	4.08	123.48	26.92	0.34
1	4353	100 YR	650.00	741.40	750.05	746.72	750.44	0.007190	5.03	130.48	56.02	0.41
1	4353	500 YR	994.00	741.40	750.98	748.03	751.33	0.006802	5.11	236.83	172.27	0.41
1	4175	10 YR	259.00	742.11	749.06	743.88	749.07	0.000141	0.88	297.65	76.81	0.07
1	4175	50 YR	504.00	742.11	749.86	744.62	749.89	0.000322	1.45	346.66	101.34	0.10
1	4175	100 YR	650.00	742.11	750.08	744.96	750.13	0.000472	1.80	360.27	107.25	0.13
1	4175	500 YR	994.00	742.11	750.87	745.67	750.96	0.000723	2.41	408.76	122.43	0.16
1	4053		Culvert									
1	3937	10 YR	259.00	742.00	748.99	743.37	749.01	0.000170	1.13	229.11	142.35	0.08
1	3937	50 YR	504.00	742.00	749.57	744.07	749.63	0.000489	2.03	248.74	207.12	0.13
1	3937	100 YR	650.00	742.00	749.59	744.44	749.70	0.000803	2.60	249.63	210.06	0.17
1	3937	500 YR	994.00	742.00	749.71	745.18	749.95	0.001783	3.92	253.57	223.09	0.25
1	3725	10 YR	259.00	741.60	748.98	744.72	748.98	0.000042	0.48	466.10	323.77	0.03
1	3725	50 YR	504.00	741.60	749.57	745.98	749.58	0.000092	0.77	547.87	360.26	0.05
1	3725	100 YR	650.00	741.60	749.59	746.23	749.61	0.000150	0.98	551.38	361.81	0.07
1	3725	500 YR	994.00	741.60	749.71	746.56	749.76	0.000318	1.44	568.09	369.24	0.10
1	3373	10 YR	259.00	741.40	748.96	744.13	748.97	0.000064	0.64	473.87	1045.78	0.04
1	3373	50 YR	504.00	741.40	749.57	745.43	749.57	0.000000	0.00	28656.22	1063.49	0.00
1	3373	100 YR	650.00	741.40	749.61	745.76	749.61	0.000000	0.00	28689.47	1064.37	0.00
1	3373	500 YR	994.00	741.40	749.74	746.39	749.74	0.000000	0.01	28837.46	1068.24	0.00
1	3167	10 YR	312.00	740.79	748.83	743.26	748.92	0.000665	2.51	124.43	982.39	0.16
1	3167	50 YR	603.00	740.79	749.21	744.51	749.54	0.002119	4.62	130.51	1029.66	0.28
1	3167	100 YR	765.00	740.79	748.99	745.14	749.55	0.003740	6.03	126.96	989.70	0.37
1	3167	500 YR	1184.00	740.79	747.52	746.54	749.54	0.017553	11.41	103.76	933.08	0.79
1	3125		Culvert									
1	2879	10 YR	128.00	740.50	744.49	742.71	744.54	0.002148	1.72	74.43	39.60	0.22
1	2879	50 YR	145.00	740.50	744.62	742.82	744.67	0.002288	1.82	79.51	40.60	0.23
1	2879	100 YR	344.00	740.50	745.66	743.84	745.78	0.003552	2.73	126.08	48.89	0.30
1	2879	500 YR	388.00	740.50	745.84	743.97	745.96	0.003760	2.88	134.75	50.28	0.31
1	2525	10 YR	128.00	740.80	743.37	742.88	743.47	0.004504	2.69	52.19	50.72	0.32
1	2525	50 YR	145.00	740.80	743.49	742.94	743.59	0.004270	2.71	58.04	53.04	0.31
1	2525	100 YR	344.00	740.80	744.46	743.53	744.60	0.003082	2.91	113.36	60.91	0.28
1	2525	500 YR	388.00	740.80	744.64	743.62	744.79	0.002927	2.94	124.67	62.37	0.28
1	2300	10 YR	128.00	738.94	741.83	740.92	742.00	0.010246	3.23	39.59	25.75	0.46
1	2300	50 YR	145.00	738.94	741.95	741.03	742.13	0.010734	3.40	42.69	26.72	0.47
1	2300	100 YR	344.00	738.94	743.06	742.11	743.39	0.011171	4.55	75.53	35.79	0.52
1	2300	500 YR	388.00	738.94	743.28	742.25	743.62	0.011000	4.72	82.26	37.51	0.52
1	2265		Culvert									
1	2209	10 YR	128.00	738.81	741.71	740.89	741.92	0.010902	3.62	35.40	20.12	0.48
1	2209	50 YR	145.00	738.81	741.80	741.00	742.04	0.012392	3.89	37.23	20.86	0.51
1	2209	100 YR	344.00	738.81	742.44	742.12	743.12	0.030222	6.59	52.24	26.15	0.82
1	2209	500 YR	388.00	738.81	742.48	742.31	743.31	0.036854	7.30	53.12	26.43	0.91
1	2020	10 YR	128.00	738.07	740.92	739.85	740.98	0.002642	2.22	68.39	81.18	0.26
1	2020	50 YR	145.00	738.07	741.01	739.93	741.08	0.002538	2.23	76.06	100.74	0.25
1	2020	100 YR	344.00	738.07	741.83	740.69	741.93	0.002135	2.49	141.54	113.41	0.24
1	2020	500 YR	388.00	738.07	742.06	741.04	742.15	0.001839	2.41	159.69	116.56	0.23
1	1810	10 YR	128.00	737.29	738.94	738.94	739.46	0.052570	5.76	22.22	21.32	0.99
1	1810	50 YR	145.00	737.29	739.03	739.03	739.59	0.052101	5.99	24.22	21.76	1.00
1	1810	100 YR	344.00	737.29	740.56	739.93	740.93	0.016830	4.84	71.01	37.53	0.62
1	1810	500 YR	388.00	737.29	741.12	740.08	741.39	0.009556	4.19	92.60	42.37	0.48
1	1754		Culvert									
1	1694	10 YR	128.00	735.30	738.03	736.34	738.09	0.001760	1.90	67.48	30.59	0.21
1	1694	50 YR	145.00	735.30	738.20	736.43	738.27	0.001806	2.01	72.16	31.12	0.22
1	1694	100 YR	344.00	735.30	740.24	737.24	740.35	0.001536	2.70	127.20	37.28	0.22
1	1694	500 YR	388.00	735.30	740.76	737.39	740.88	0.001374	2.74	141.36	38.87	0.21

HEC-RAS Plan: EX River: Salt Creek Reach: 1 (Continued)

Reach	River Sta	Profile	Q Total	Min Ch El	W.S. Elev	Crit W.S.	E.G. Elev	E.G. Slope	Vel Chnl	Flow Area	Top Width	Froude # Chl
			(cfs)	(ft)	(ft)	(ft)	(ft)	(ft/ft)	(ft/s)	(sq ft)	(ft)	
1	1506	10 YR	128.00	733.57	737.60	735.51	737.69	0.002581	2.36	54.29	17.80	0.24
1	1506	50 YR	145.00	733.57	737.74	735.61	737.84	0.002922	2.56	56.71	17.97	0.25
1	1506	100 YR	344.00	733.57	739.70	736.75	739.91	0.003973	3.64	94.60	21.10	0.30
1	1506	500 YR	388.00	733.57	740.21	736.95	740.42	0.005248	3.63	106.81	31.79	0.35
1	1158	10 YR	128.00	733.10	736.95	734.69	737.00	0.001523	1.86	69.00	23.11	0.19
1	1158	50 YR	145.00	733.10	736.93	734.80	737.00	0.001992	2.12	68.56	23.08	0.22
1	1158	100 YR	344.00	733.10	738.52	735.75	738.68	0.003097	3.20	107.43	26.11	0.28
1	1158	500 YR	388.00	733.10	738.81	735.92	738.99	0.003270	3.37	115.21	27.00	0.29
1	965	10 YR	128.00	732.37	736.71	734.27	736.75	0.001099	1.55	82.35	29.38	0.16
1	965	50 YR	145.00	732.37	736.60	734.36	736.65	0.001581	1.83	79.09	28.95	0.20
1	965	100 YR	344.00	732.37	738.00	735.29	738.12	0.002555	2.79	123.46	34.29	0.26
1	965	500 YR	388.00	732.37	738.27	735.47	738.41	0.002648	2.92	132.93	35.32	0.27
1	926		Culvert									
1	873	10 YR	128.00	731.71	734.75	732.85	734.80	0.001489	1.72	74.56	28.22	0.19
1	873	50 YR	145.00	731.71	734.99	732.92	735.04	0.001469	1.78	81.30	28.58	0.19
1	873	100 YR	344.00	731.71	737.00	733.72	737.10	0.001572	2.42	142.03	31.63	0.20
1	873	500 YR	388.00	731.71	737.34	733.86	737.44	0.001618	2.54	152.76	32.13	0.21
1	703	10 YR	128.00	729.60	734.53	731.79	734.58	0.001114	1.67	76.55	24.01	0.17
1	703	50 YR	145.00	729.60	734.77	731.90	734.81	0.001171	1.76	82.19	24.61	0.17
1	703	100 YR	344.00	729.60	736.72	732.96	736.82	0.001662	2.54	135.21	29.68	0.21
1	703	500 YR	388.00	729.60	737.04	733.15	737.15	0.001743	2.68	144.98	30.94	0.22
1	0	10 YR	128.00	729.60	733.29	731.70	733.36	0.003001	2.17	59.12	28.30	0.26
1	0	50 YR	145.00	729.60	733.48	731.81	733.56	0.003004	2.24	64.68	29.38	0.27
1	0	100 YR	344.00	729.60	735.16	732.77	735.28	0.003005	2.83	121.62	38.78	0.28
1	0	500 YR	388.00	729.60	735.44	732.95	735.57	0.003004	2.92	132.93	40.39	0.28

HEC-RAS Plan: EX River: Salt Creek Reach: 1

Reach	River Sta	Profile	E.G. Elev	W.S. Elev	Vel Head	Frctn Loss	C & E Loss	Q Left	Q Channel	Q Right	Top Width
			(ft)	(ft)	(ft)	(ft)	(ft)	(cfs)	(cfs)	(cfs)	(ft)
1	5195	10 YR	749.81	749.79	0.02	0.65	0.01	1.41	174.11	83.48	281.49
1	5195	50 YR	750.68	750.67	0.01	0.56	0.02	7.63	183.79	312.59	433.98
1	5195	100 YR	751.02	751.01	0.01	0.54	0.04	12.53	193.33	444.14	476.19
1	5195	500 YR	751.77	751.76	0.01	0.41	0.03	37.34	204.67	752.00	516.73
1	4353	10 YR	749.16	749.06	0.10	0.06	0.03		259.00		23.34
1	4353	50 YR	750.10	749.84	0.26	0.14	0.07		504.00		26.92
1	4353	100 YR	750.44	750.05	0.39	0.21	0.10	0.60	649.40		56.02
1	4353	500 YR	751.33	750.98	0.34	0.29	0.08	191.49	802.51		172.27
1	4175	10 YR	749.07	749.06	0.01				246.53	12.47	76.81
1	4175	50 YR	749.89	749.86	0.03				470.01	33.99	101.34
1	4175	100 YR	750.13	750.08	0.05				603.06	46.94	107.25
1	4175	500 YR	750.96	750.87	0.09				907.20	86.80	122.43
1	4053		Culvert								
1	3937	10 YR	749.01	748.99	0.02	0.02	0.00		259.00		142.35
1	3937	50 YR	749.63	749.57	0.06	0.04	0.02		504.00		207.12
1	3937	100 YR	749.70	749.59	0.11	0.06	0.02		650.00		210.06
1	3937	500 YR	749.95	749.71	0.24	0.13	0.06		994.00		223.09
1	3725	10 YR	748.98	748.98	0.01	0.02	0.00	142.70	50.12	66.19	323.77
1	3725	50 YR	749.58	749.57	0.01	0.00	0.00	274.85	86.99	142.16	360.26
1	3725	100 YR	749.61	749.59	0.02	0.00	0.01	354.32	111.71	183.97	361.81
1	3725	500 YR	749.76	749.71	0.05	0.00	0.01	540.79	167.43	285.77	369.24
1	3373	10 YR	748.97	748.96	0.00	0.03	0.01	67.80	69.42	121.78	1045.78
1	3373	50 YR	749.57	749.57	0.00	0.00	0.03	502.56	0.42	1.02	1063.49
1	3373	100 YR	749.61	749.61	0.00	0.00	0.06	648.11	0.55	1.34	1064.37
1	3373	500 YR	749.74	749.74	0.00	0.00	0.20	990.92	0.86	2.22	1068.24
1	3167	10 YR	748.92	748.83	0.10				312.00		982.39
1	3167	50 YR	749.54	749.21	0.33				603.00		1029.66
1	3167	100 YR	749.55	748.99	0.56				765.00		989.70
1	3167	500 YR	749.54	747.52	2.02				1184.00		933.08
1	3125		Culvert								
1	2879	10 YR	744.54	744.49	0.05	1.06	0.01		128.00		39.60
1	2879	50 YR	744.67	744.62	0.05	1.08	0.00		145.00		40.60
1	2879	100 YR	745.78	745.66	0.12	1.17	0.00		344.00		48.89
1	2879	500 YR	745.96	745.84	0.13	1.17	0.00		388.00		50.28
1	2525	10 YR	743.47	743.37	0.10	1.47	0.01	37.77	71.47	18.76	50.72
1	2525	50 YR	743.59	743.49	0.10	1.45	0.01	45.55	75.61	23.83	53.04
1	2525	100 YR	744.60	744.46	0.14	1.20	0.02	129.36	115.08	99.57	60.91
1	2525	500 YR	744.79	744.64	0.15	1.15	0.02	147.80	122.78	117.42	62.37
1	2300	10 YR	742.00	741.83	0.16				128.00		25.75
1	2300	50 YR	742.13	741.95	0.18				145.00		26.72
1	2300	100 YR	743.39	743.06	0.32				344.00		35.79
1	2300	500 YR	743.62	743.28	0.35				388.00		37.51
1	2265		Culvert								
1	2209	10 YR	741.92	741.71	0.20	0.90	0.04		128.00		20.12
1	2209	50 YR	742.04	741.80	0.24	0.91	0.05		145.00		20.86
1	2209	100 YR	743.12	742.44	0.67	1.01	0.17		344.00		26.15
1	2209	500 YR	743.31	742.48	0.83	0.94	0.22		388.00		26.43
1	2020	10 YR	740.98	740.92	0.06	1.48	0.05	14.73	85.06	28.21	81.18
1	2020	50 YR	741.08	741.01	0.06	1.43	0.05	16.54	89.37	39.09	100.74
1	2020	100 YR	741.93	741.83	0.09	0.97	0.03	38.14	133.53	172.33	113.41
1	2020	500 YR	742.15	742.06	0.09	0.74	0.02	43.32	138.41	206.27	116.56
1	1810	10 YR	739.46	738.94	0.52				128.00		21.32
1	1810	50 YR	739.59	739.03	0.56				145.00		21.76

HEC-RAS Plan: EX River: Salt Creek Reach: 1 (Continued)

Reach	River Sta	Profile	E.G. Elev	W.S. Elev	Vel Head	Frctn Loss	C & E Loss	Q Left	Q Channel	Q Right	Top Width
			(ft)	(ft)	(ft)	(ft)	(ft)	(cfs)	(cfs)	(cfs)	(ft)
1	1810	100 YR	740.93	740.56	0.36				344.00		37.53
1	1810	500 YR	741.39	741.12	0.27				388.00		42.37
1	1754		Culvert								
1	1694	10 YR	738.09	738.03	0.06	0.39	0.00		128.00		30.59
1	1694	50 YR	738.27	738.20	0.06	0.42	0.00		145.00		31.12
1	1694	100 YR	740.35	740.24	0.11	0.44	0.01		344.00		37.28
1	1694	500 YR	740.88	740.76	0.12	0.45	0.01		388.00		38.87
1	1506	10 YR	737.69	737.60	0.09	0.68	0.01		128.00		17.80
1	1506	50 YR	737.84	737.74	0.10	0.83	0.01		145.00		17.97
1	1506	100 YR	739.91	739.70	0.21	1.22	0.01		344.00		21.10
1	1506	500 YR	740.42	740.21	0.21	1.42	0.01		387.95	0.05	31.79
1	1158	10 YR	737.00	736.95	0.05	0.25	0.00		128.00		23.11
1	1158	50 YR	737.00	736.93	0.07	0.34	0.01		145.00		23.08
1	1158	100 YR	738.68	738.52	0.16	0.54	0.01		344.00		26.11
1	1158	500 YR	738.99	738.81	0.18	0.57	0.01		388.00		27.00
1	965	10 YR	736.75	736.71	0.04				128.00		29.38
1	965	50 YR	736.65	736.60	0.05				145.00		28.95
1	965	100 YR	738.12	738.00	0.12				344.00		34.29
1	965	500 YR	738.41	738.27	0.13				388.00		35.32
1	926		Culvert								
1	873	10 YR	734.80	734.75	0.05	0.22	0.00		128.00		28.22
1	873	50 YR	735.04	734.99	0.05	0.22	0.00		145.00		28.58
1	873	100 YR	737.10	737.00	0.09	0.27	0.00		344.00		31.63
1	873	500 YR	737.44	737.34	0.10	0.29	0.00		388.00		32.13
1	703	10 YR	734.58	734.53	0.04	1.21	0.00		128.00		24.01
1	703	50 YR	734.81	734.77	0.05	1.25	0.00		145.00		24.61
1	703	100 YR	736.82	736.72	0.10	1.54	0.00		344.00		29.68
1	703	500 YR	737.15	737.04	0.11	1.58	0.00	0.00	388.00		30.94
1	0	10 YR	733.36	733.29	0.07				128.00		28.30
1	0	50 YR	733.56	733.48	0.08				145.00		29.38
1	0	100 YR	735.28	735.16	0.12				344.00		38.78
1	0	500 YR	735.57	735.44	0.13				388.00		40.39

HEC-RAS Plan: EX River: Salt Creek Reach: 1

Reach	River Sta	Profile	E.G. Elev	W.S. Elev	Vel Head	Frctn Loss	C & E Loss	Q Left	Q Channel	Q Right	Top Width
			(ft)	(ft)	(ft)	(ft)	(ft)	(cfs)	(cfs)	(cfs)	(ft)
1	4353	10 YR	749.16	749.06	0.10	0.06	0.03		259.00		23.34
1	4353	50 YR	750.10	749.84	0.26	0.14	0.07		504.00		26.92
1	4353	100 YR	750.44	750.05	0.39	0.21	0.10	0.60	649.40		56.02
1	4353	500 YR	751.33	750.98	0.34	0.29	0.08	191.49	802.51		172.27
1	4175	10 YR	749.07	749.06	0.01				246.53	12.47	76.81
1	4175	50 YR	749.89	749.86	0.03				470.01	33.99	101.34
1	4175	100 YR	750.13	750.08	0.05				603.06	46.94	107.25
1	4175	500 YR	750.96	750.87	0.09				907.20	86.80	122.43
1	4053		Culvert								
1	3937	10 YR	749.01	748.99	0.02	0.02	0.00		259.00		142.35
1	3937	50 YR	749.63	749.57	0.06	0.04	0.02		504.00		207.12
1	3937	100 YR	749.70	749.59	0.11	0.06	0.02		650.00		210.06
1	3937	500 YR	749.95	749.71	0.24	0.13	0.06		994.00		223.09
1	3725	10 YR	748.98	748.98	0.01	0.02	0.00	142.70	50.12	66.19	323.77
1	3725	50 YR	749.58	749.57	0.01	0.00	0.00	274.85	86.99	142.16	360.26
1	3725	100 YR	749.61	749.59	0.02	0.00	0.01	354.32	111.71	183.97	361.81
1	3725	500 YR	749.76	749.71	0.05	0.00	0.01	540.79	167.43	285.77	369.24
1	3373	10 YR	748.97	748.96	0.00	0.03	0.01	67.80	69.42	121.78	1045.78
1	3373	50 YR	749.57	749.57	0.00	0.00	0.03	502.56	0.42	1.02	1063.49
1	3373	100 YR	749.61	749.61	0.00	0.00	0.06	648.11	0.55	1.34	1064.37
1	3373	500 YR	749.74	749.74	0.00	0.00	0.20	990.92	0.86	2.22	1068.24
1	3167	10 YR	748.92	748.83	0.10				312.00		982.39
1	3167	50 YR	749.54	749.21	0.33				603.00		1029.66
1	3167	100 YR	749.55	748.99	0.56				765.00		989.70
1	3167	500 YR	749.54	747.52	2.02				1184.00		933.08
1	3125		Culvert								
1	2879	10 YR	744.54	744.49	0.05	1.06	0.01		128.00		39.60
1	2879	50 YR	744.67	744.62	0.05	1.08	0.00		145.00		40.60
1	2879	100 YR	745.78	745.66	0.12	1.17	0.00		344.00		48.89
1	2879	500 YR	745.96	745.84	0.13	1.17	0.00		388.00		50.28
1	2525	10 YR	743.47	743.37	0.10	1.47	0.01	37.77	71.47	18.76	50.72
1	2525	50 YR	743.59	743.49	0.10	1.45	0.01	45.55	75.61	23.83	53.04
1	2525	100 YR	744.60	744.46	0.14	1.20	0.02	129.36	115.08	99.57	60.91
1	2525	500 YR	744.79	744.64	0.15	1.15	0.02	147.80	122.78	117.42	62.37
1	2300	10 YR	742.00	741.83	0.16				128.00		25.75
1	2300	50 YR	742.13	741.95	0.18				145.00		26.72
1	2300	100 YR	743.39	743.06	0.32				344.00		35.79
1	2300	500 YR	743.62	743.28	0.35				388.00		37.51
1	2265		Culvert								
1	2209	10 YR	741.92	741.71	0.20	0.90	0.04		128.00		20.12
1	2209	50 YR	742.04	741.80	0.24	0.91	0.05		145.00		20.86
1	2209	100 YR	743.12	742.44	0.67	1.01	0.17		344.00		26.15
1	2209	500 YR	743.31	742.48	0.83	0.94	0.22		388.00		26.43
1	2020	10 YR	740.98	740.92	0.06	1.48	0.05	14.73	85.06	28.21	81.18
1	2020	50 YR	741.08	741.01	0.06	1.43	0.05	16.54	89.37	39.09	100.74
1	2020	100 YR	741.93	741.83	0.09	0.97	0.03	38.14	133.53	172.33	113.41
1	2020	500 YR	742.15	742.06	0.09	0.74	0.02	43.32	138.41	206.27	116.56
1	1810	10 YR	739.46	738.94	0.52				128.00		21.32
1	1810	50 YR	739.59	739.03	0.56				145.00		21.76
1	1810	100 YR	740.93	740.56	0.36				344.00		37.53
1	1810	500 YR	741.39	741.12	0.27				388.00		42.37
1	1754		Culvert								

HEC-RAS Plan: EX River: Salt Creek Reach: 1 (Continued)

Reach	River Sta	Profile	E.G. Elev	W.S. Elev	Vel Head	Frctn Loss	C & E Loss	Q Left	Q Channel	Q Right	Top Width
			(ft)	(ft)	(ft)	(ft)	(ft)	(cfs)	(cfs)	(cfs)	(ft)
1	1694	10 YR	738.09	738.03	0.06	0.39	0.00		128.00		30.59
1	1694	50 YR	738.27	738.20	0.06	0.42	0.00		145.00		31.12
1	1694	100 YR	740.35	740.24	0.11	0.44	0.01		344.00		37.28
1	1694	500 YR	740.88	740.76	0.12	0.45	0.01		388.00		38.87
1	1506	10 YR	737.69	737.60	0.09	0.68	0.01		128.00		17.80
1	1506	50 YR	737.84	737.74	0.10	0.83	0.01		145.00		17.97
1	1506	100 YR	739.91	739.70	0.21	1.22	0.01		344.00		21.10
1	1506	500 YR	740.42	740.21	0.21	1.42	0.01		387.95	0.05	31.79
1	1158	10 YR	737.00	736.95	0.05	0.25	0.00		128.00		23.11
1	1158	50 YR	737.00	736.93	0.07	0.34	0.01		145.00		23.08
1	1158	100 YR	738.68	738.52	0.16	0.54	0.01		344.00		26.11
1	1158	500 YR	738.99	738.81	0.18	0.57	0.01		388.00		27.00
1	965	10 YR	736.75	736.71	0.04				128.00		29.38
1	965	50 YR	736.65	736.60	0.05				145.00		28.95
1	965	100 YR	738.12	738.00	0.12				344.00		34.29
1	965	500 YR	738.41	738.27	0.13				388.00		35.32
1	926		Culvert								
1	873	10 YR	734.80	734.75	0.05	0.22	0.00		128.00		28.22
1	873	50 YR	735.04	734.99	0.05	0.22	0.00		145.00		28.58
1	873	100 YR	737.10	737.00	0.09	0.27	0.00		344.00		31.63
1	873	500 YR	737.44	737.34	0.10	0.29	0.00		388.00		32.13
1	703	10 YR	734.58	734.53	0.04	1.21	0.00		128.00		24.01
1	703	50 YR	734.81	734.77	0.05	1.25	0.00		145.00		24.61
1	703	100 YR	736.82	736.72	0.10	1.54	0.00		344.00		29.68
1	703	500 YR	737.15	737.04	0.11	1.58	0.00	0.00	388.00		30.94

HEC-RAS Plan: EX River: Salt Creek Reach: 1

Reach	River Sta		Profile	E.G. US.	W.S. US.	E.G. IC	E.G. OC	Min El Weir Flow	Q Culv Group	Q Weir	Delta WS	Culv Vel US	Culv Vel DS
				(ft)	(ft)	(ft)	(ft)	(ft)	(cfs)	(cfs)	(ft)	(ft/s)	(ft/s)
1	4053	Culvert #1	10 YR	749.07	749.06	744.33	749.07	751.18	87.42		0.07	1.56	1.56
1	4053	Culvert #2	10 YR	749.07	749.06	744.33	749.07	751.18	86.20		0.07	1.54	1.54
1	4053	Culvert #3	10 YR	749.07	749.06	744.34	749.07	751.18	85.38		0.07	1.52	1.52
1	4053	Culvert #1	50 YR	749.89	749.86	745.71	749.89	751.18	169.33		0.29	3.02	3.02
1	4053	Culvert #2	50 YR	749.89	749.86	745.72	749.89	751.18	167.84		0.29	3.00	3.00
1	4053	Culvert #3	50 YR	749.89	749.86	745.72	749.89	751.18	166.84		0.29	2.98	2.98
1	4053	Culvert #1	100 YR	750.13	750.08	746.44	750.14	751.18	218.31		0.48	3.90	3.90
1	4053	Culvert #2	100 YR	750.13	750.08	746.44	750.13	751.18	216.47		0.48	3.87	3.87
1	4053	Culvert #3	100 YR	750.13	750.08	746.44	750.12	751.18	215.22		0.48	3.84	3.84
1	4053	Culvert #1	500 YR	750.96	750.87	747.97	750.97	751.18	332.92		1.16	5.95	5.95
1	4053	Culvert #2	500 YR	750.96	750.87	747.97	750.96	751.18	331.14		1.16	5.91	5.91
1	4053	Culvert #3	500 YR	750.96	750.87	747.98	750.95	751.18	329.94		1.16	5.89	5.89
1	3125	Culvert #1	10 YR	748.92	748.83	748.90	748.52	748.34	148.16	14.04	4.33	11.79	13.34
1	3125	Culvert #2	10 YR	748.92	748.83	748.95	748.67	748.34	149.80	14.04	4.33	11.92	12.72
1	3125	Culvert #1	50 YR	749.55	749.21	749.54	749.03	748.34	156.50	48.27	4.59	12.45	14.45
1	3125	Culvert #2	50 YR	749.55	749.21	749.56	749.13	748.34	157.68	48.27	4.59	12.55	14.15
1	3125	Culvert #1	100 YR	749.55	748.99	748.90	749.54	748.34	148.27	48.29	3.32	11.80	11.80
1	3125	Culvert #2	100 YR	749.55	748.99	748.86	749.56	748.34	148.52	48.29	3.32	11.82	11.82
1	3125	Culvert #1	500 YR	749.55	747.52	748.65	749.54	748.34	144.87	48.29	1.68	11.53	11.53
1	3125	Culvert #2	500 YR	749.55	747.52	748.61	749.56	748.34	145.17	48.29	1.68	11.55	11.55
1	2265	Culvert #1	10 YR	742.00	741.83	740.71	741.99	748.84	64.97		0.12	2.43	2.35
1	2265	Culvert #2	10 YR	742.00	741.83	740.80	742.00	748.84	63.03		0.12	2.42	2.81
1	2265	Culvert #1	50 YR	742.13	741.95	740.87	742.12	748.84	73.55		0.15	2.65	2.57
1	2265	Culvert #2	50 YR	742.13	741.95	740.95	742.14	748.84	71.45		0.15	2.64	3.06
1	2265	Culvert #1	100 YR	743.39	743.06	742.45	743.37	748.84	173.85		0.62	4.87	4.84
1	2265	Culvert #2	100 YR	743.39	743.06	742.53	743.40	748.84	170.15		0.62	4.83	5.71
1	2265	Culvert #1	500 YR	743.62	743.28	742.77	743.61	748.84	196.67		0.80	5.33	5.32
1	2265	Culvert #2	500 YR	743.62	743.28	742.82	743.64	748.84	191.33		0.80	5.24	6.25
1	1754	Culvert #1	10 YR	739.03	738.94	738.85	739.03	747.79	62.79		0.91	4.37	4.61
1	1754	Culvert #2	10 YR	739.03	738.94	738.81	739.02	747.79	65.21		0.91	4.23	4.86
1	1754	Culvert #1	50 YR	739.18	739.03	738.99	739.19	747.79	71.82		0.83	4.58	4.62
1	1754	Culvert #2	50 YR	739.18	739.03	738.94	739.16	747.79	73.18		0.83	4.41	4.78
1	1754	Culvert #1	100 YR	740.93	740.56	740.39	740.94	747.79	172.74		0.32	5.14	4.56
1	1754	Culvert #2	100 YR	740.93	740.56	740.29	740.91	747.79	171.26		0.32	4.94	4.54
1	1754	Culvert #1	500 YR	741.39	741.12	740.66	741.40	747.79	195.06		0.35	5.00	4.47
1	1754	Culvert #2	500 YR	741.39	741.12	740.56	741.38	747.79	192.94		0.35	4.82	4.44
1	926	Culvert #1	10 YR	736.75	736.71	736.50	736.75	743.36	64.30		1.96	5.91	7.22
1	926	Culvert #2	10 YR	736.75	736.71	736.50	736.75	743.36	63.70		1.96	5.90	7.21
1	926	Culvert #1	50 YR	736.65	736.60	736.65	736.91	743.36	72.84		1.61	6.17	4.77
1	926	Culvert #2	50 YR	736.65	736.60	736.65	736.91	743.36	72.16		1.61	6.15	4.70
1	926	Culvert #1	100 YR	738.12	738.00	738.12	738.46	743.36	172.03		1.00	8.21	4.85
1	926	Culvert #2	100 YR	738.12	738.00	738.13	738.47	743.36	171.97		1.00	8.21	4.84
1	926	Culvert #1	500 YR	738.41	738.27	738.40	738.76	743.36	193.93		0.93	8.55	5.00
1	926	Culvert #2	500 YR	738.41	738.27	738.41	738.77	743.36	194.07		0.93	8.55	4.99

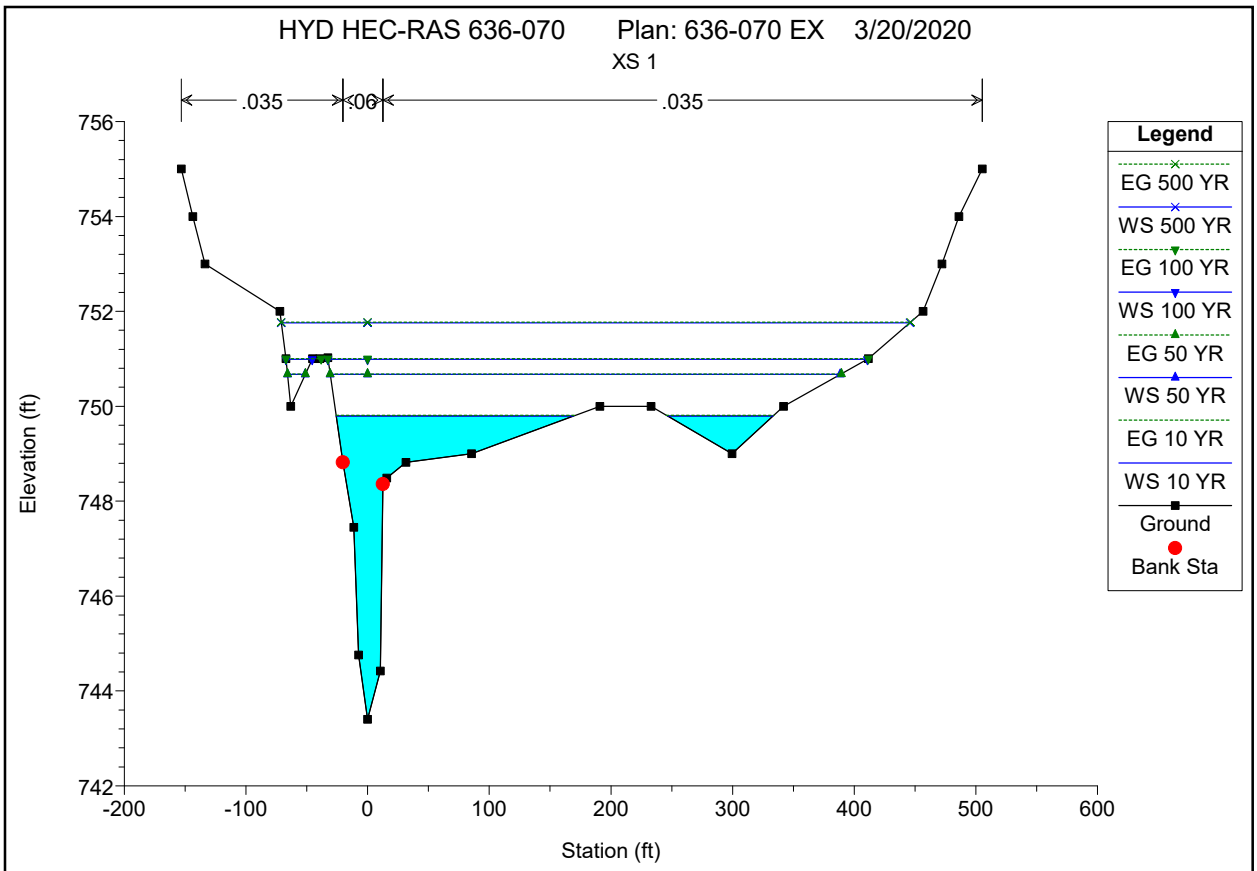
HYD HEC-RAS 636-070 Plan: 636-070 EX 3/20/2020
XS 1
.035
.06
.035
Elevation (ft)
Station (ft)
Legend
EG 500 YR
WS 500 YR
EG 100 YR
WS 100 YR
EG 50 YR
WS 50 YR
EG 10 YR
WS 10 YR
Ground
Bank Sta

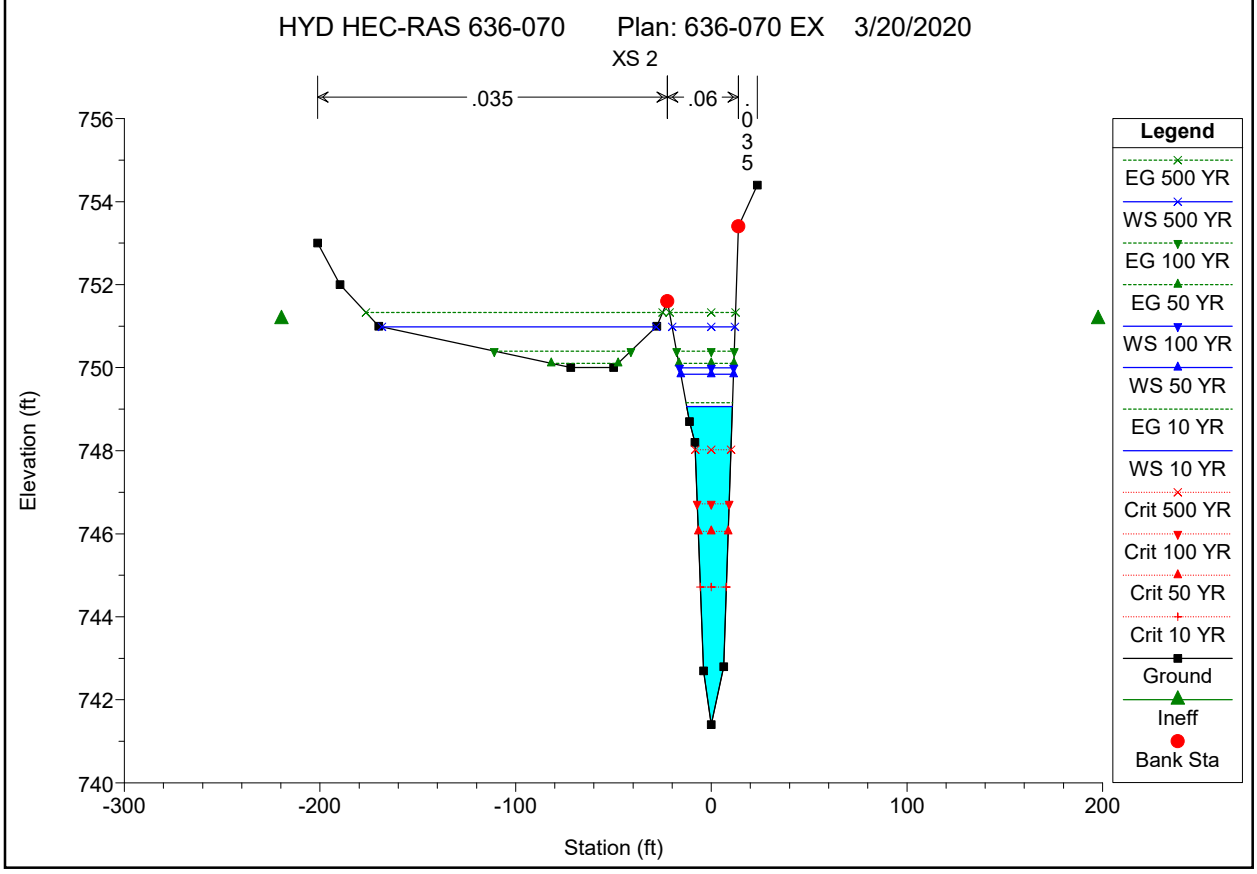
HYD HEC-RAS 636-070 Plan: 636-070 EX 3/20/2020
XS 2
.035
.06
.035
Elevation (ft)
Station (ft)
Legend
EG 500 YR
WS 500 YR
EG 100 YR
EG 50 YR
WS 100 YR
WS 50 YR
EG 10 YR
WS 10 YR
Crit 500 YR
Crit 100 YR
Crit 50 YR
Crit 10 YR
Ground
Ineff
Bank Sta

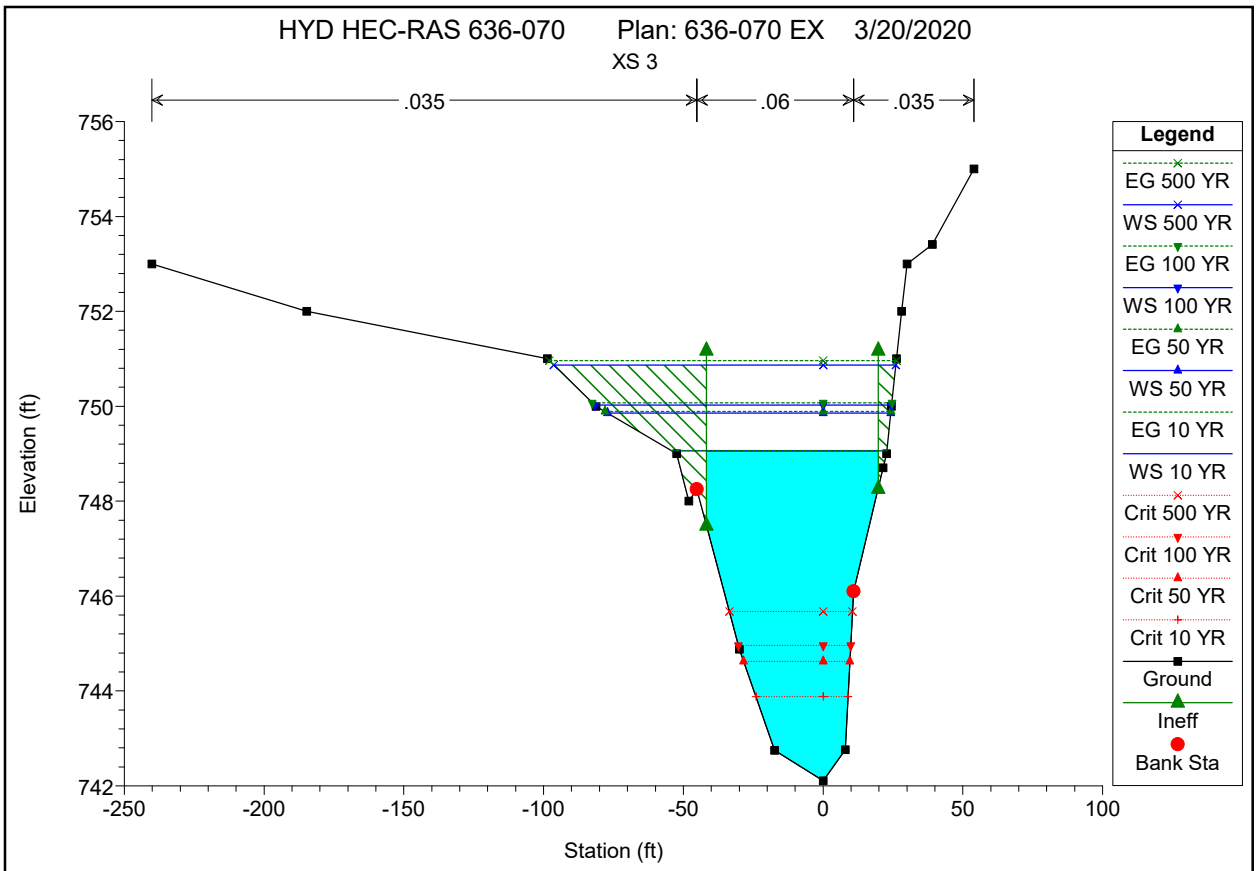
HYD HEC-RAS 636-070 Plan: 636-070 EX 3/20/2020
XS 3
.035
.06
.035
Elevation (ft)
Station (ft)
Legend
EG 500 YR
WS 500 YR
EG 100 YR
WS 100 YR
EG 50 YR
WS 50 YR
EG 10 YR
WS 10 YR
Crit 500 YR
Crit 100 YR
Crit 50 YR
Crit 10 YR
Ground
Ineff
Bank Sta

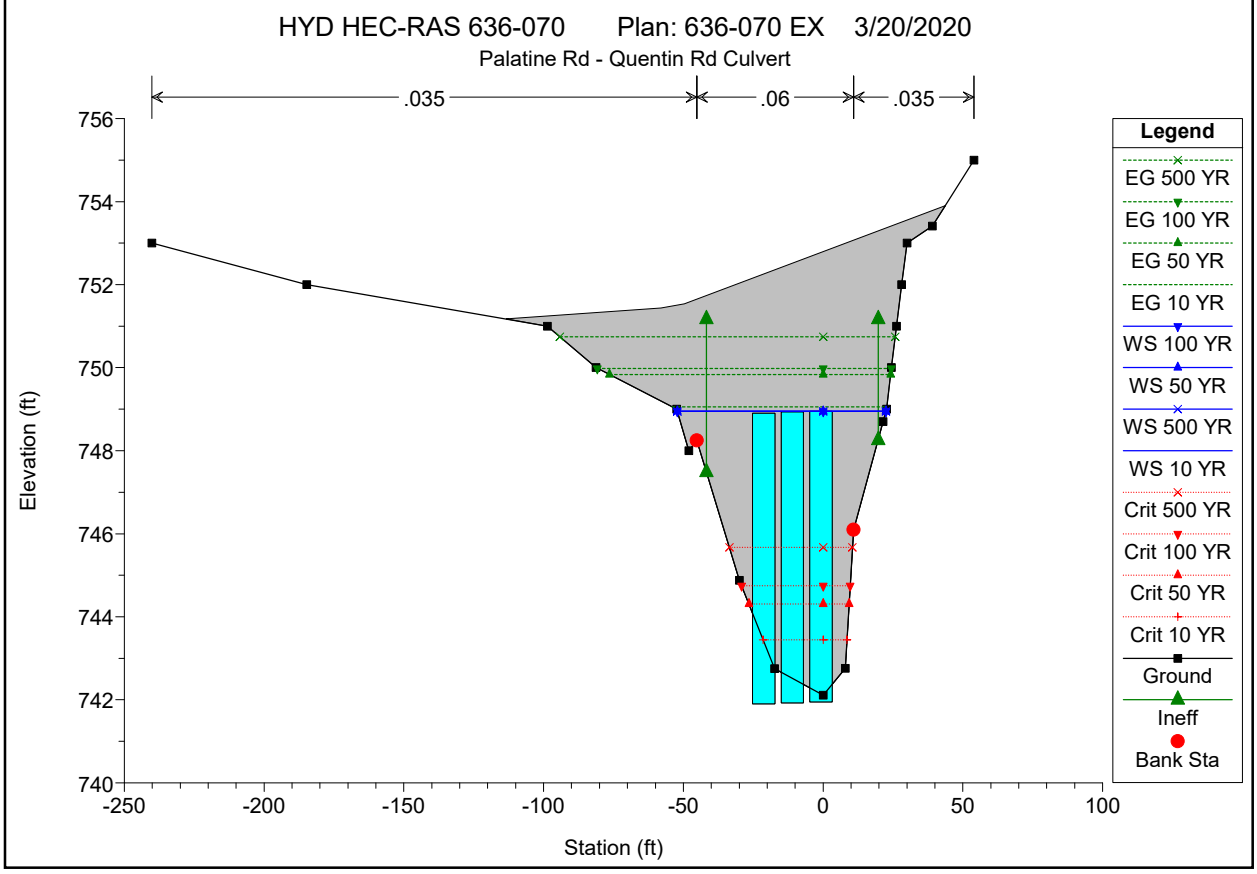
HYD HEC-RAS 636-070 Plan: 636-070 EX 3/20/2020
Palatine Rd - Quentin Rd Culvert
.035
.06
.035
Elevation (ft)
Station (ft)
Legend
EG 500 YR
EG 100 YR
EG 50 YR
EG 10 YR
WS 100 YR
WS 50 YR
WS 500 YR
WS 10 YR
Crit 500 YR
Crit 100 YR
Crit 50 YR
Crit 10 YR
Ground
Ineff
Bank Sta

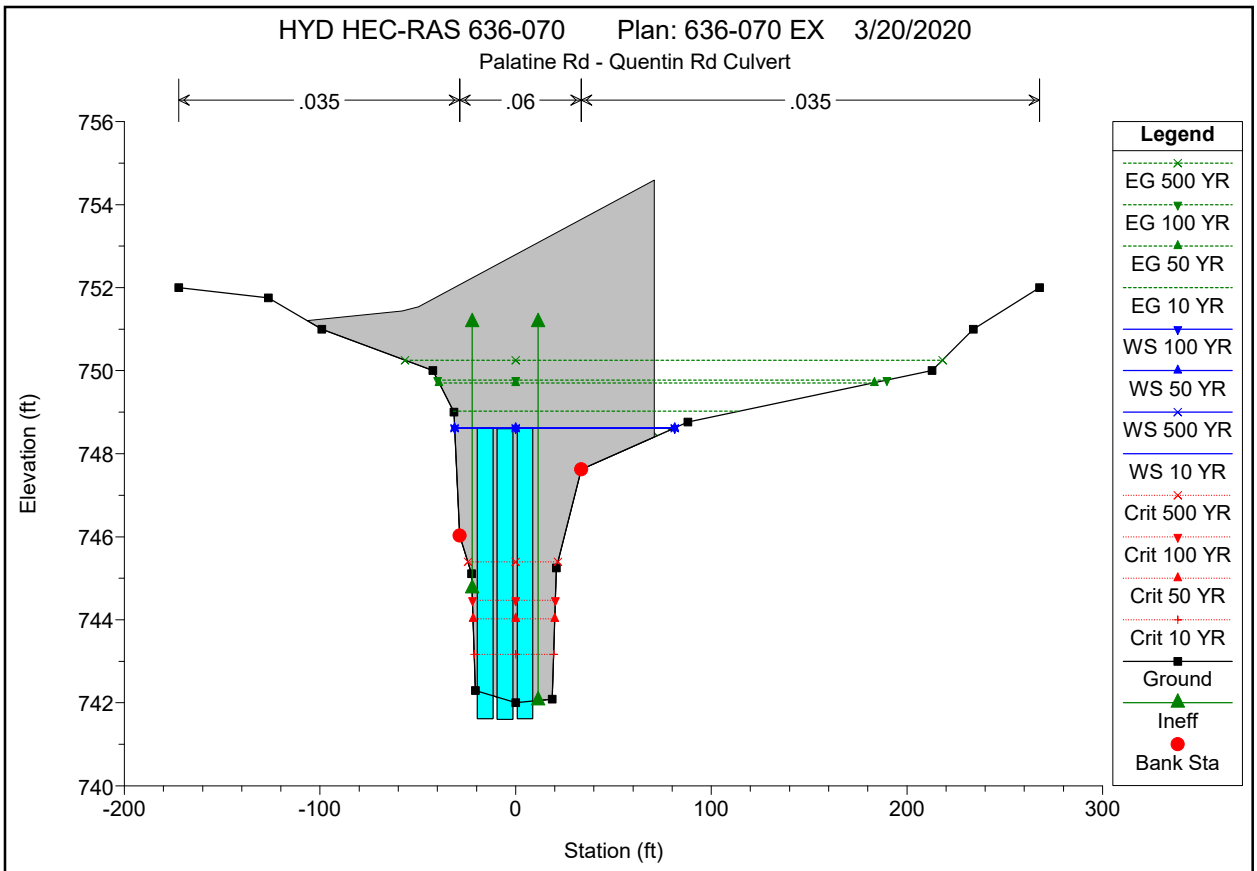
HYD HEC-RAS 636-070 Plan: 636-070 EX 3/20/2020
Palatine Rd - Quentin Rd Culvert
.035
.06
.035
Elevation (ft)
Station (ft)
Legend
EG 500 YR
EG 100 YR
EG 50 YR
EG 10 YR
WS 100 YR
WS 50 YR
WS 500 YR
WS 10 YR
Crit 500 YR
Crit 100 YR
Crit 50 YR
Crit 10 YR
Ground
Ineff
Bank Sta

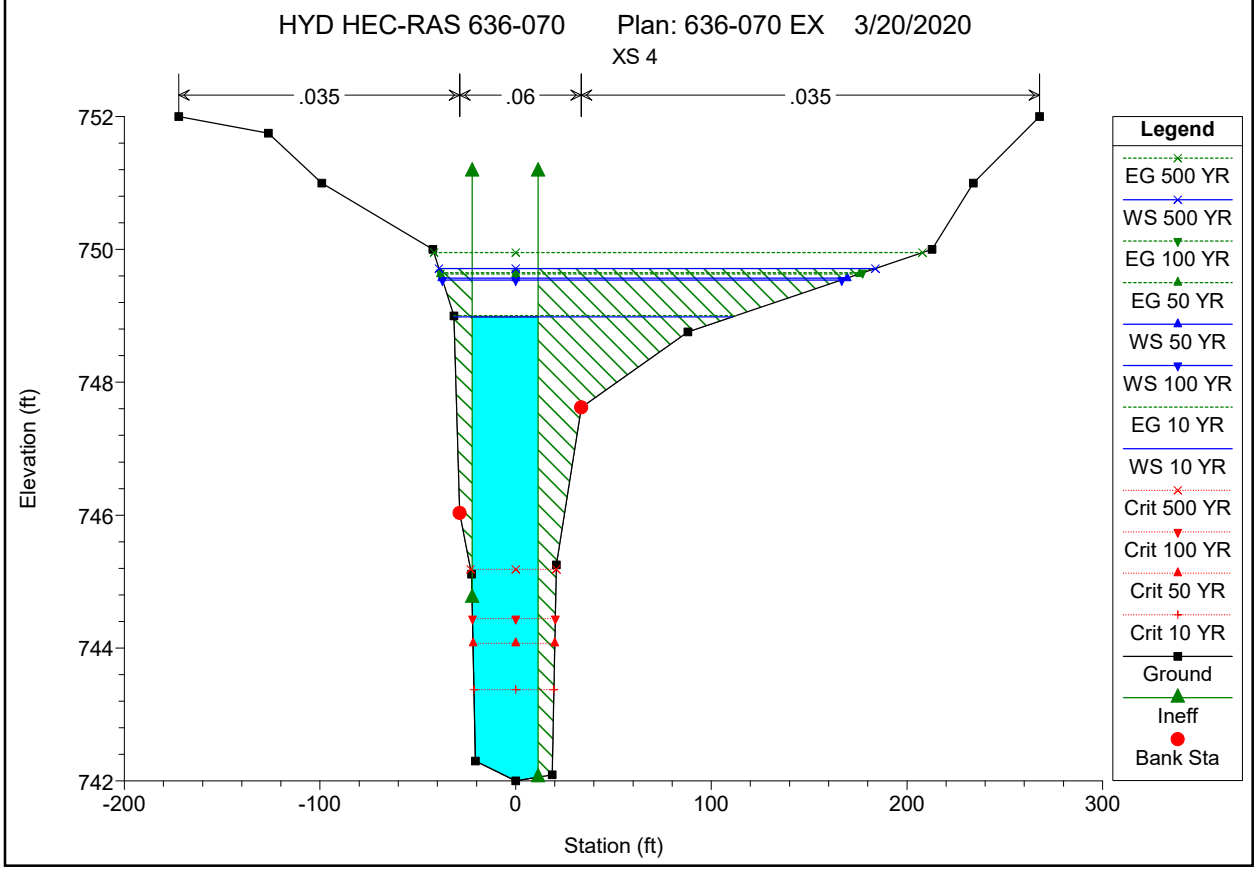
HYD HEC-RAS 636-070 Plan: 636-070 EX 3/20/2020
XS 4
.035
.06
.035
Elevation (ft)
Station (ft)
Legend
EG 500 YR
WS 500 YR
EG 100 YR
EG 50 YR
WS 50 YR
WS 100 YR
EG 10 YR
WS 10 YR
Crit 500 YR
Crit 100 YR
Crit 50 YR
Crit 10 YR
Ground
Ineff
Bank Sta

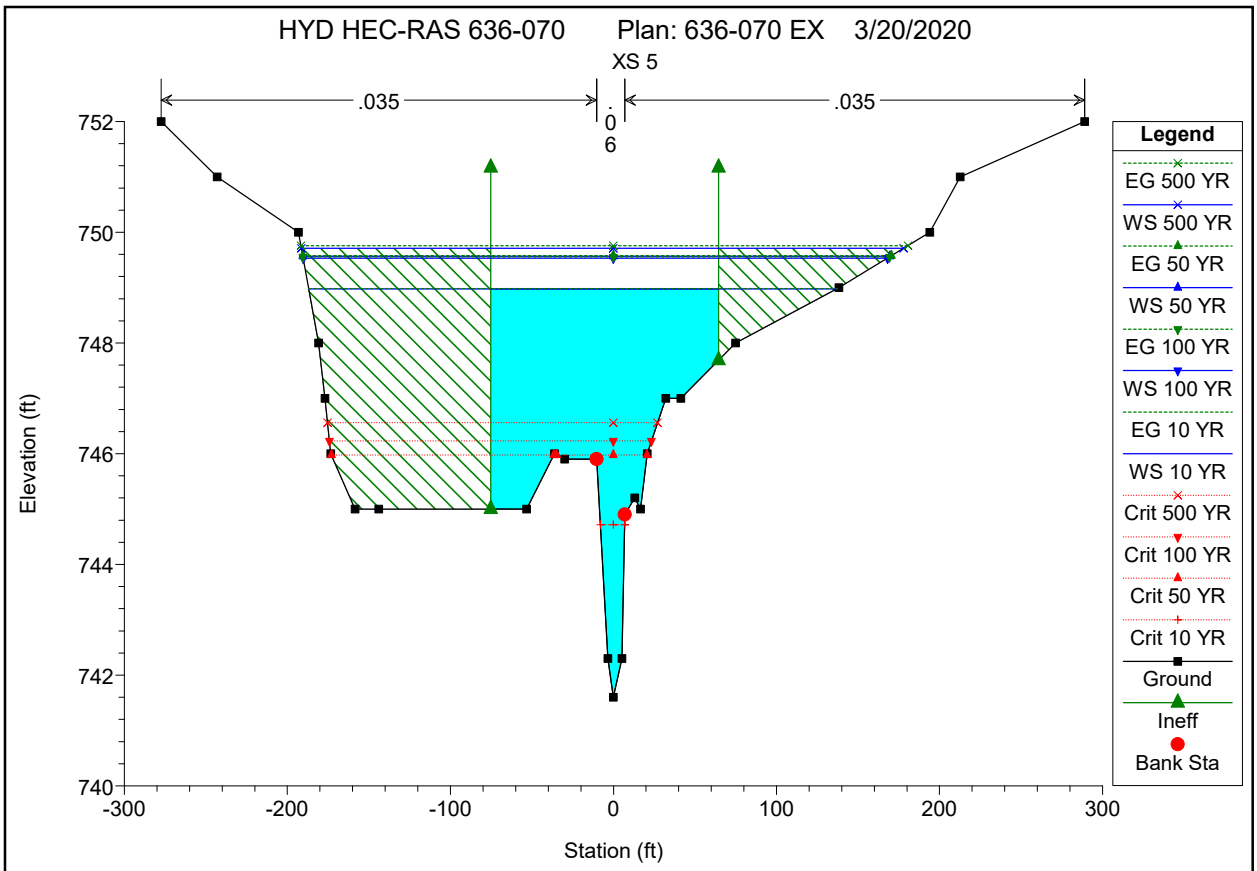
HYD HEC-RAS 636-070 Plan: 636-070 EX 3/20/2020
XS 5
.035
.035
0.06
Elevation (ft)
Station (ft)
Legend
EG 500 YR
WS 500 YR
EG 50 YR
WS 50 YR
EG 100 YR
WS 100 YR
EG 10 YR
WS 10 YR
Crit 500 YR
Crit 100 YR
Crit 50 YR
Crit 10 YR
Ground
Ineff
Bank Sta

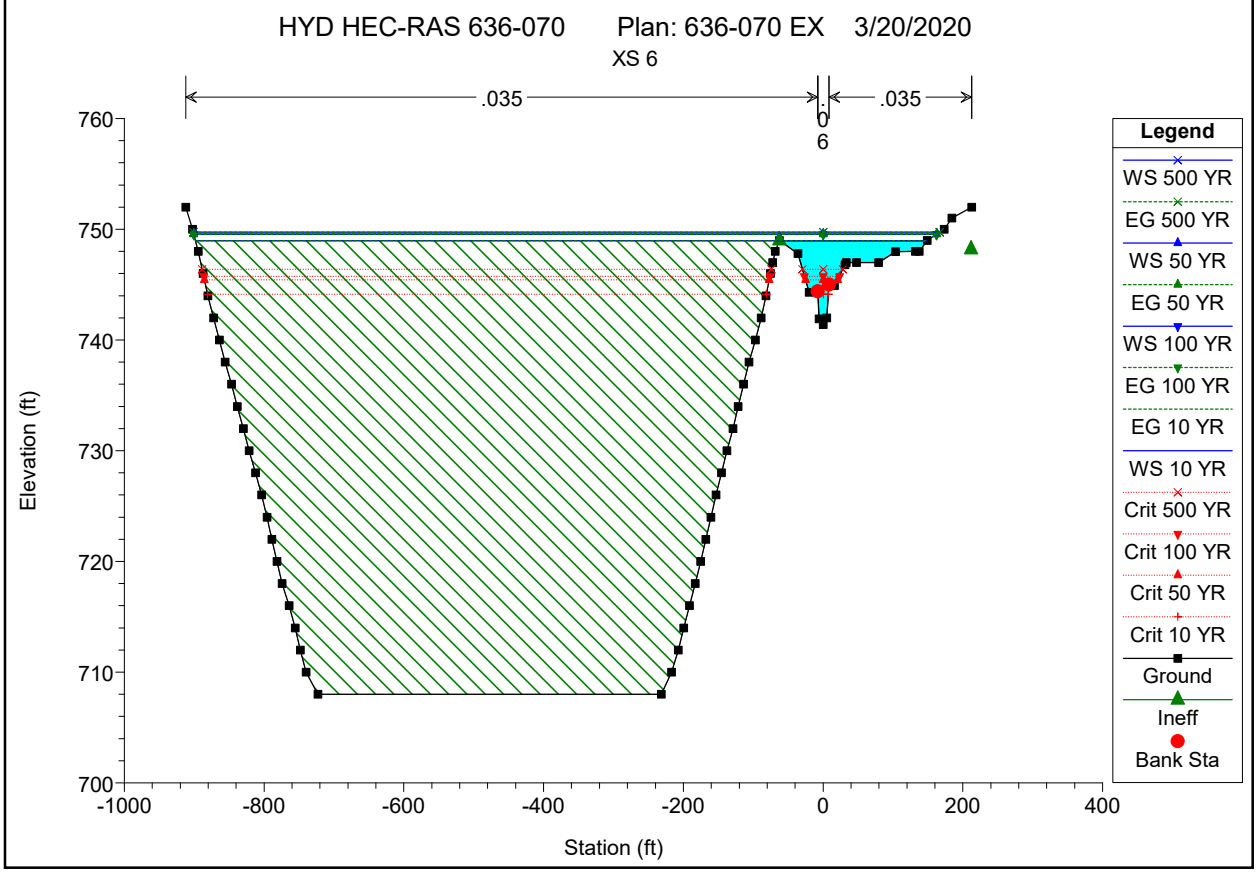
HYD HEC-RAS 636-070 Plan: 636-070 EX 3/20/2020
XS 6
.035
.035
0.06
Elevation (ft)
Station (ft)
Legend
WS 500 YR
EG 500 YR
WS 50 YR
EG 50 YR
WS 100 YR
EG 100 YR
EG 10 YR
WS 10 YR
Crit 500 YR
Crit 100 YR
Crit 50 YR
Crit 10 YR
Ground
Ineff
Bank Sta

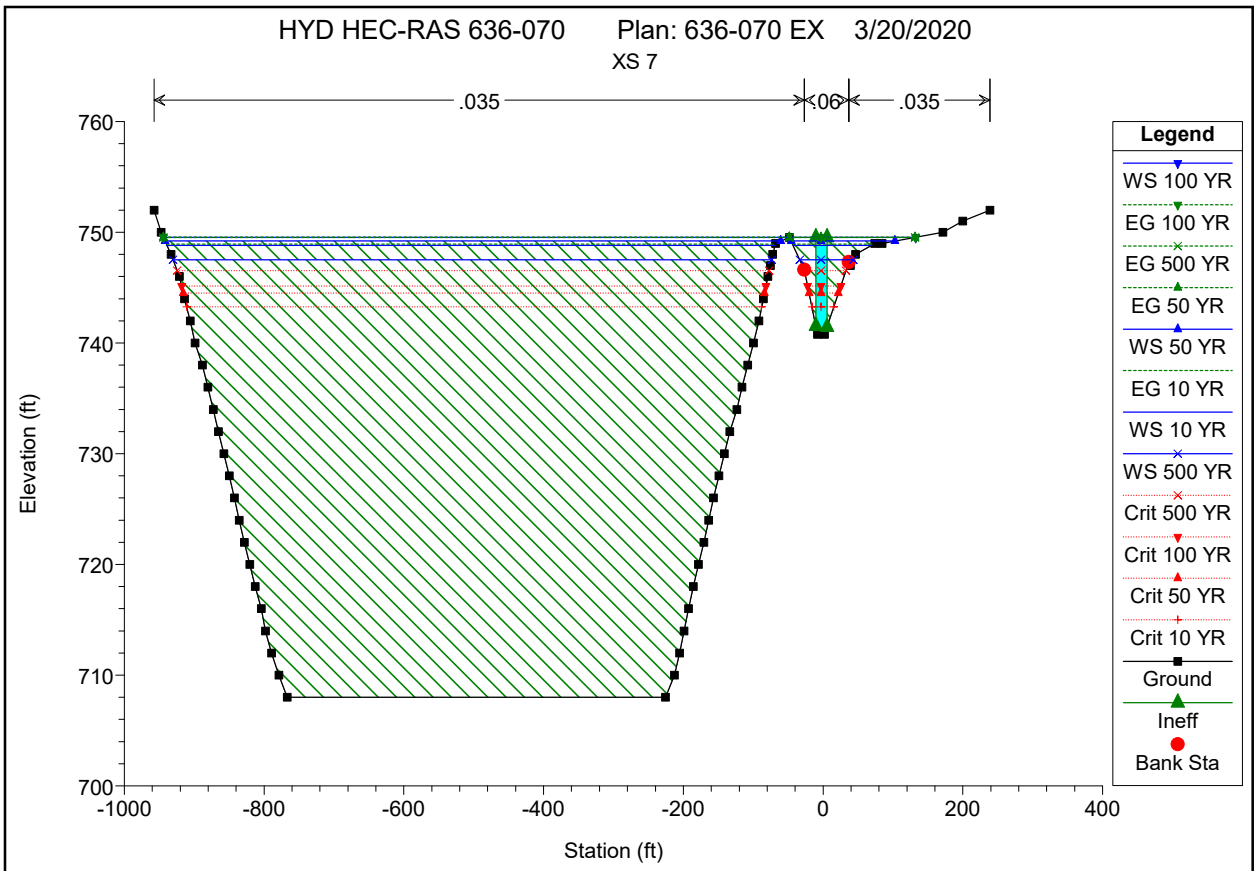
HYD HEC-RAS 636-070 Plan: 636-070 EX 3/20/2020
XS 7
.035
.06
.035
Elevation (ft)
Station (ft)
Legend
WS 100 YR
EG 100 YR
EG 500 YR
EG 50 YR
WS 50 YR
EG 10 YR
WS 10 YR
WS 500 YR
Crit 500 YR
Crit 100 YR
Crit 50 YR
Crit 10 YR
Ground
Ineff
Bank Sta

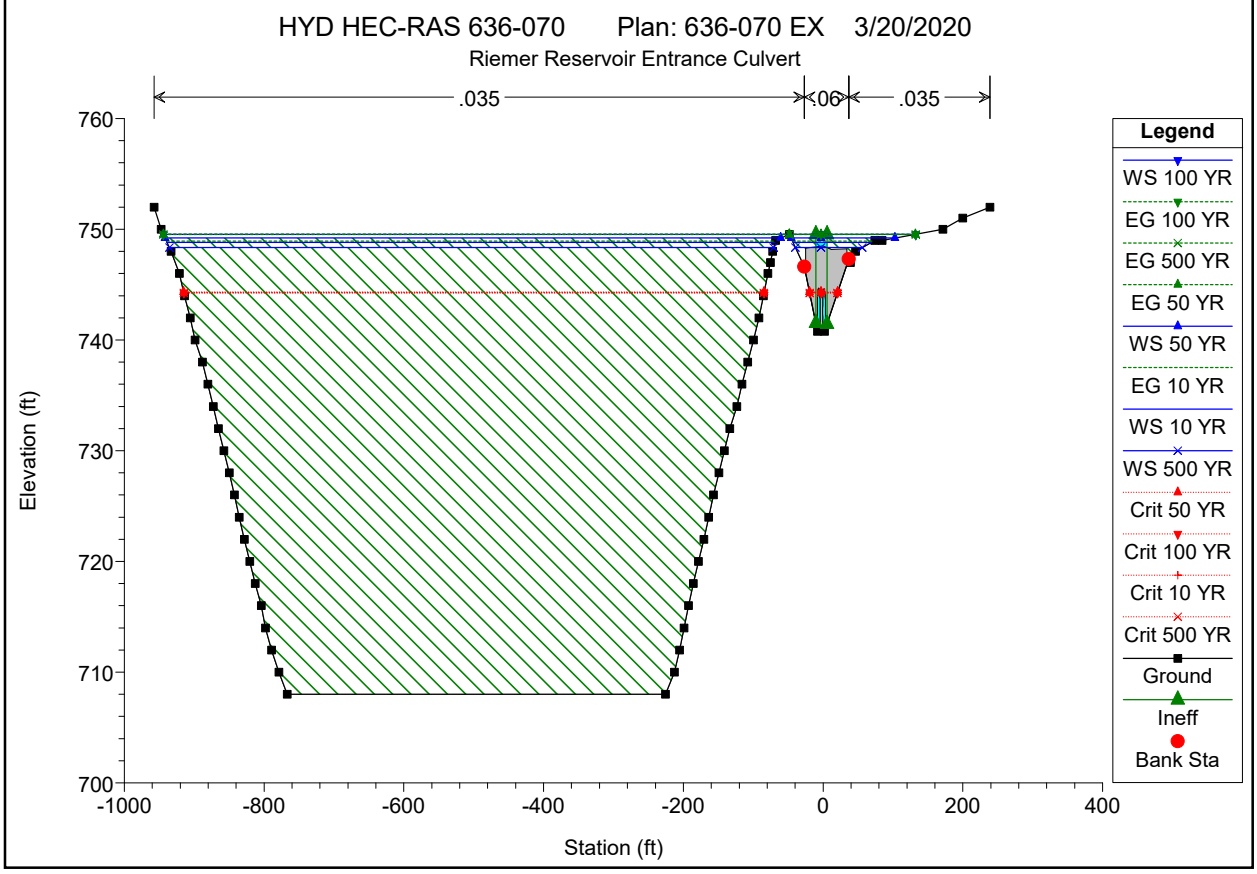
HYD HEC-RAS 636-070 Plan: 636-070 EX 3/20/2020
Riemer Reservoir Entrance Culvert
.035
.06
.035
Elevation (ft)
Station (ft)
Legend
WS 100 YR
EG 100 YR
EG 500 YR
EG 50 YR
WS 50 YR
EG 10 YR
WS 10 YR
WS 500 YR
Crit 50 YR
Crit 100 YR
Crit 10 YR
Crit 500 YR
Ground
Ineff
Bank Sta

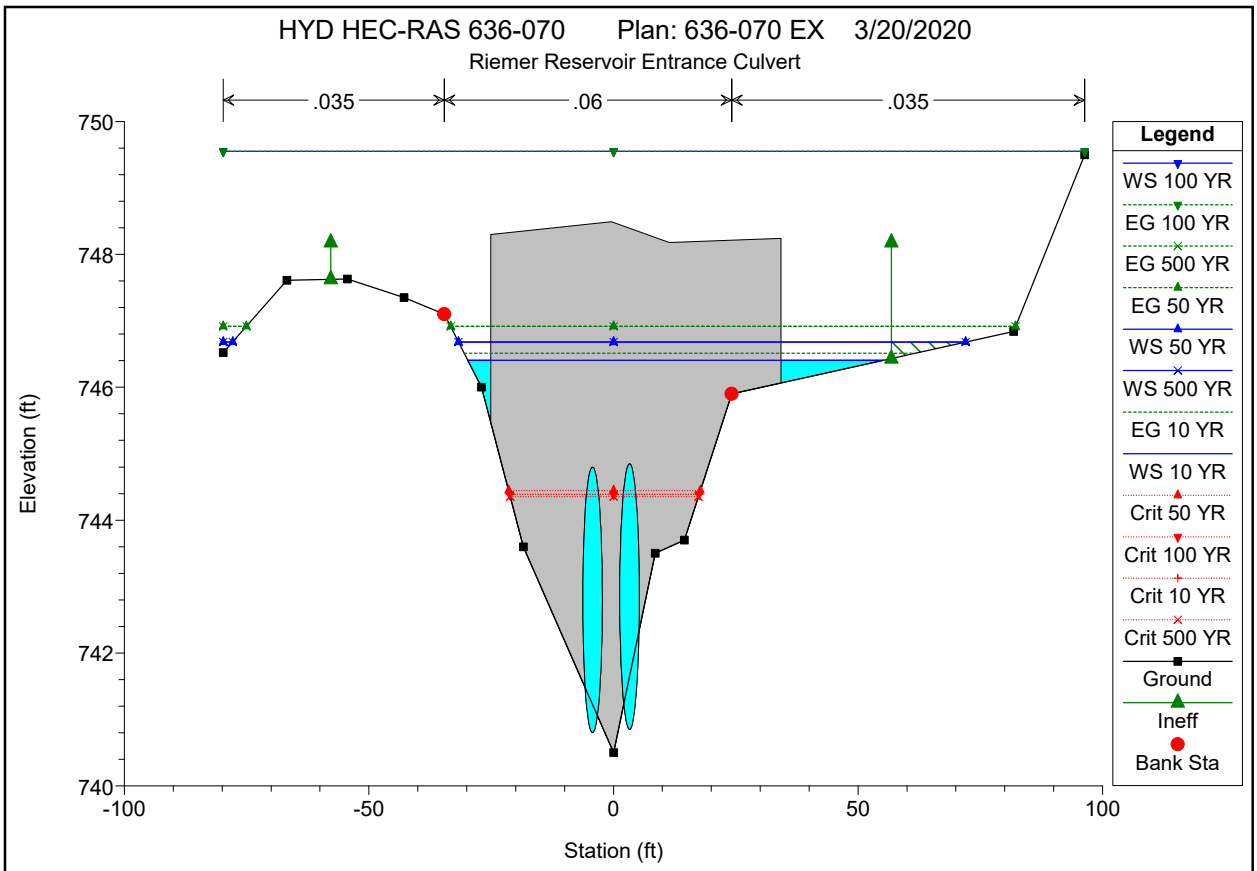
HYD HEC-RAS 636-070 Plan: 636-070 EX 3/20/2020
Riemer Reservoir Entrance Culvert
.035
.06
.035
Elevation (ft)
Station (ft)
Legend
WS 100 YR
EG 100 YR
EG 500 YR
EG 50 YR
WS 50 YR
WS 500 YR
EG 10 YR
WS 10 YR
Crit 50 YR
Crit 100 YR
Crit 10 YR
Crit 500 YR
Ground
Ineff
Bank Sta

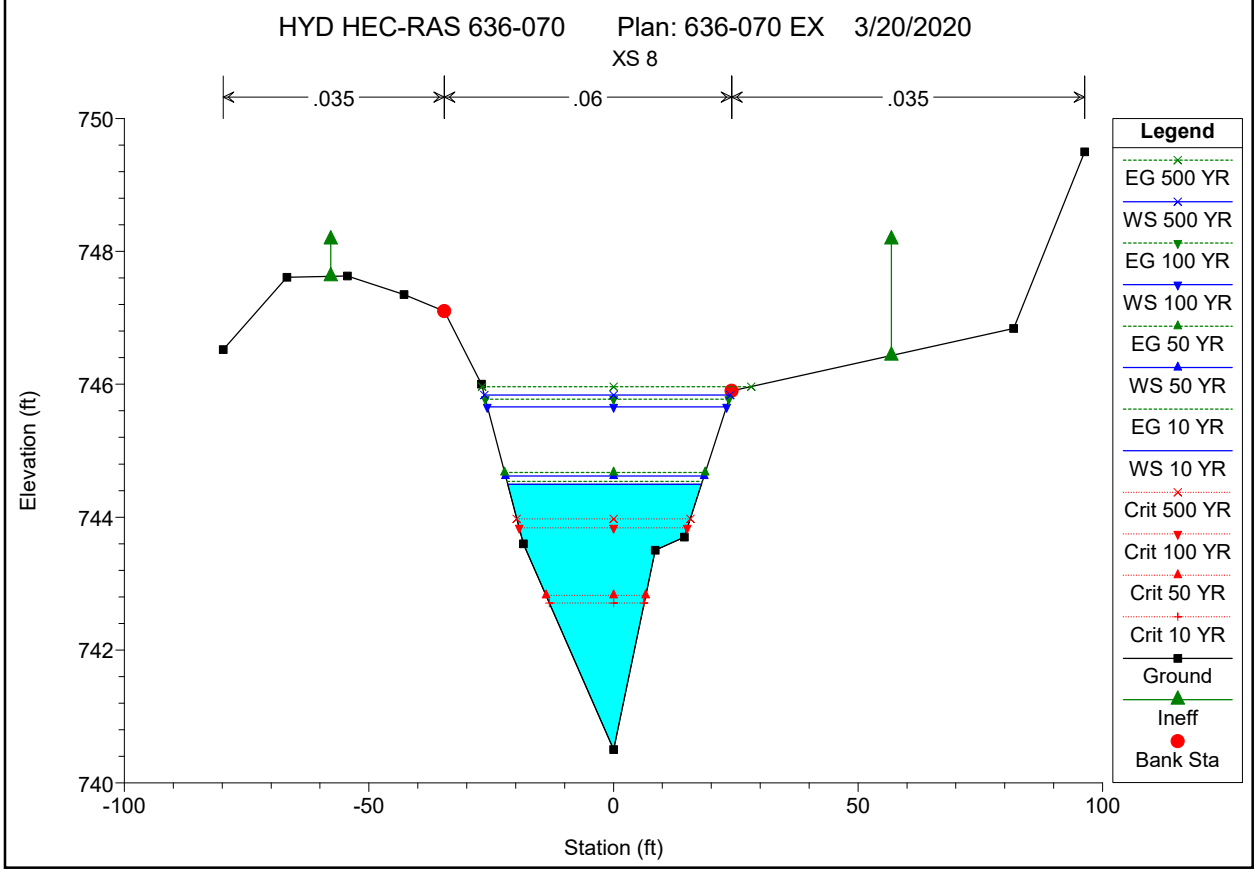
HYD HEC-RAS 636-070 Plan: 636-070 EX 3/20/2020
XS 8
.035
.06
.035
Elevation (ft)
Station (ft)
Legend
EG 500 YR
WS 500 YR
EG 100 YR
WS 100 YR
EG 50 YR
WS 50 YR
EG 10 YR
WS 10 YR
Crit 500 YR
Crit 100 YR
Crit 50 YR
Crit 10 YR
Ground
Ineff
Bank Sta

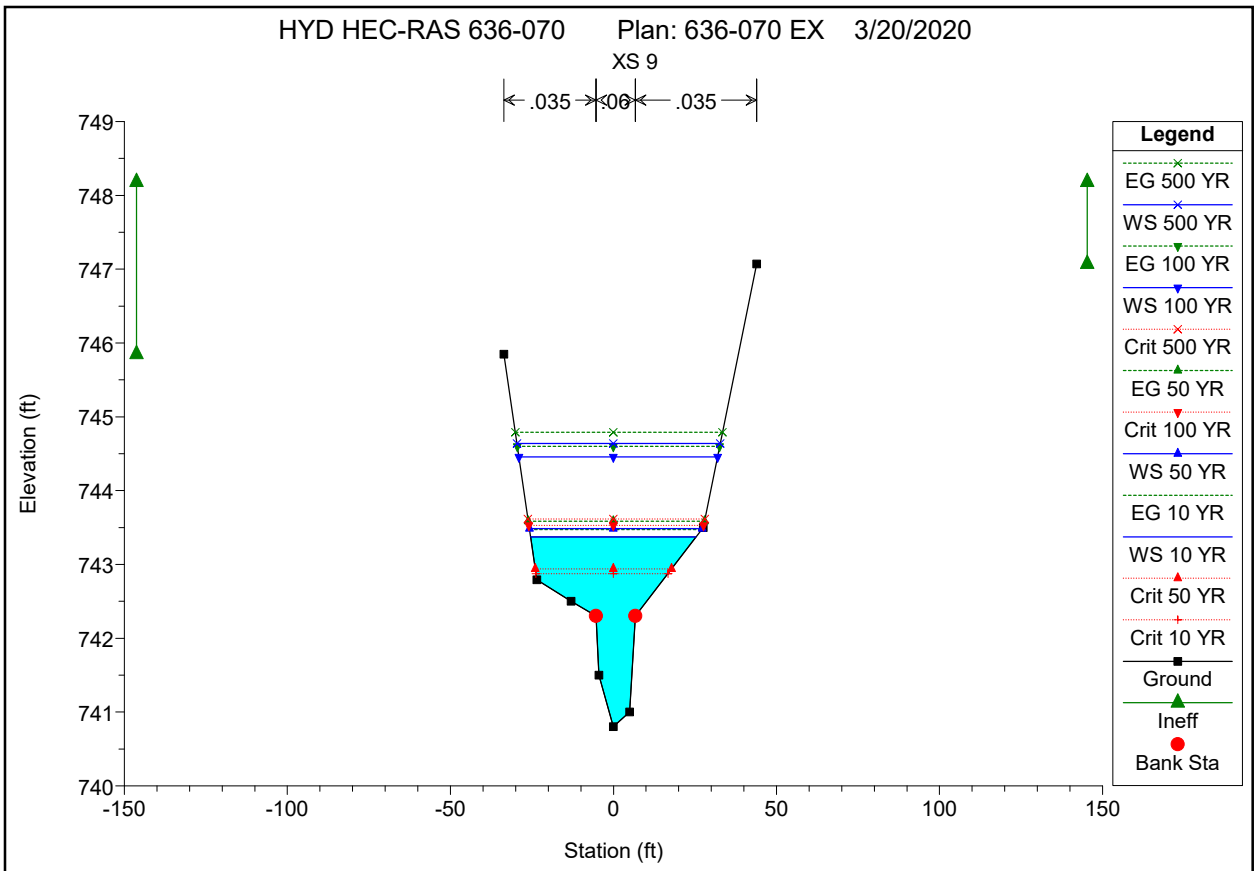
HYD HEC-RAS 636-070 Plan: 636-070 EX 3/20/2020
XS 9
.035
.06
.035
Elevation (ft)
Station (ft)
Legend
EG 500 YR
WS 500 YR
EG 100 YR
WS 100 YR
Crit 500 YR
EG 50 YR
Crit 100 YR
WS 50 YR
EG 10 YR
WS 10 YR
Crit 50 YR
Crit 10 YR
Ground
Ineff
Bank Sta

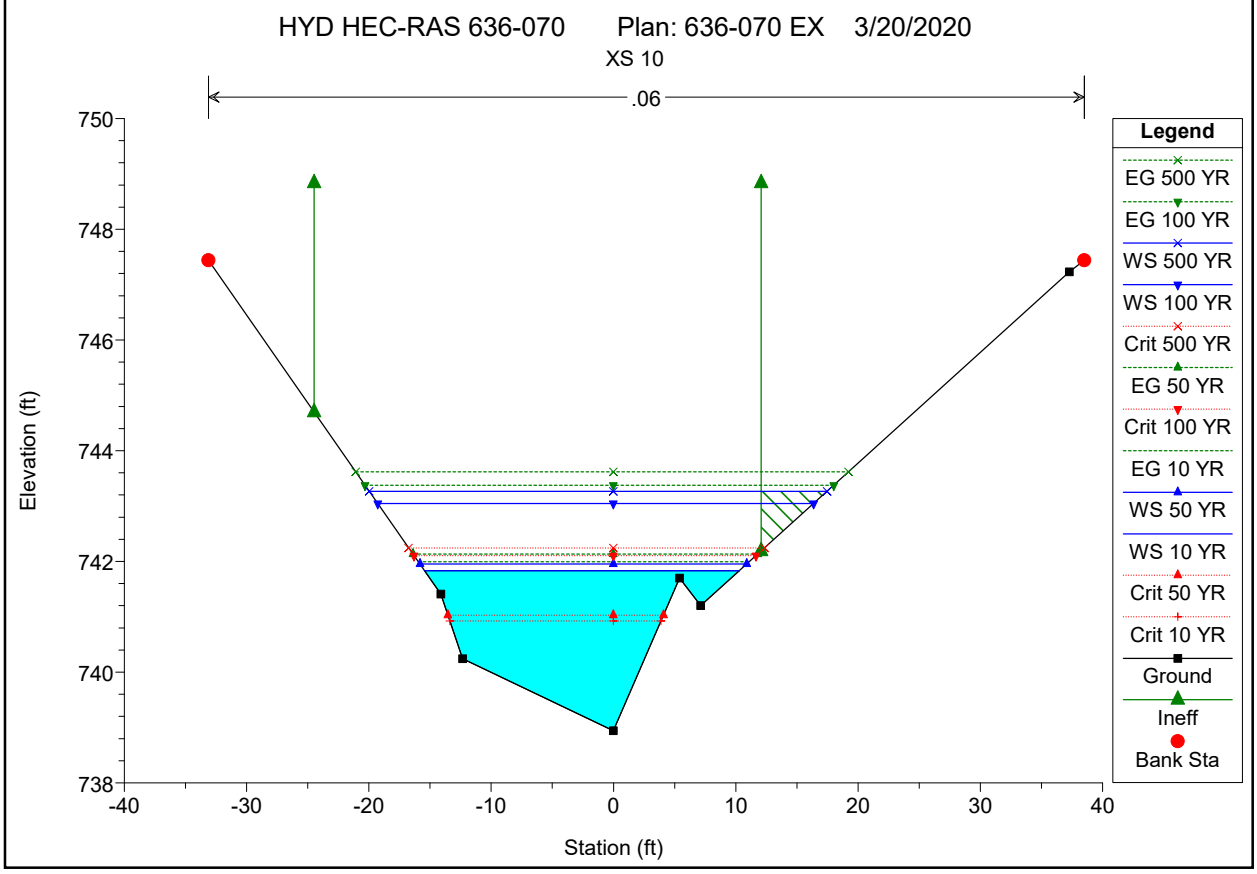
HYD HEC-RAS 636-070 Plan: 636-070 EX 3/20/2020
XS 10
.06
Elevation (ft)
Station (ft)
Legend
EG 500 YR
EG 100 YR
WS 500 YR
WS 100 YR
Crit 500 YR
EG 50 YR
Crit 100 YR
EG 10 YR
WS 50 YR
WS 10 YR
Crit 50 YR
Crit 10 YR
Ground
Ineff
Bank Sta

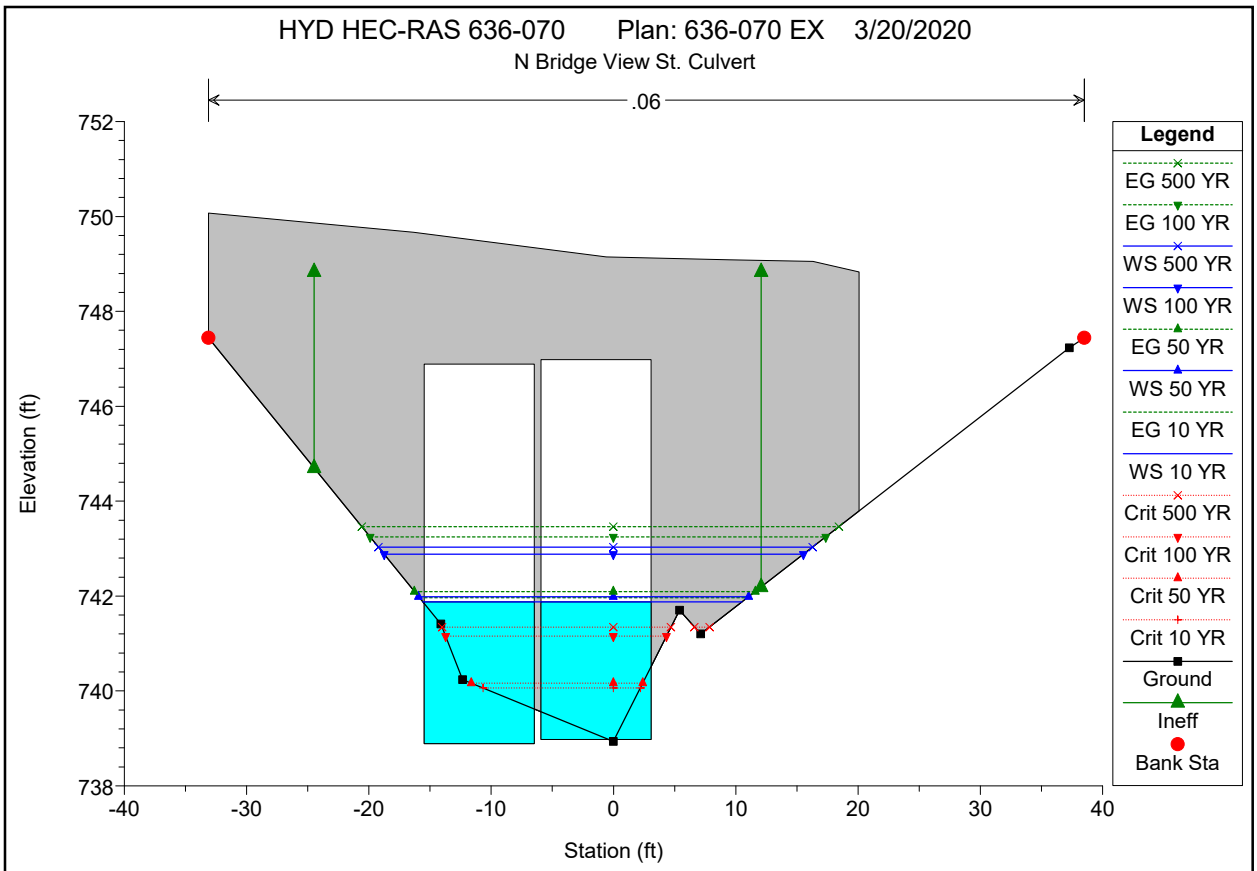
HYD HEC-RAS 636-070 Plan: 636-070 EX 3/20/2020
N Bridge View St. Culvert
.06
Elevation (ft)
Station (ft)
Legend
EG 500 YR
EG 100 YR
WS 500 YR
WS 100 YR
EG 50 YR
WS 50 YR
EG 10 YR
WS 10 YR
Crit 500 YR
Crit 100 YR
Crit 50 YR
Crit 10 YR
Ground
Ineff
Bank Sta

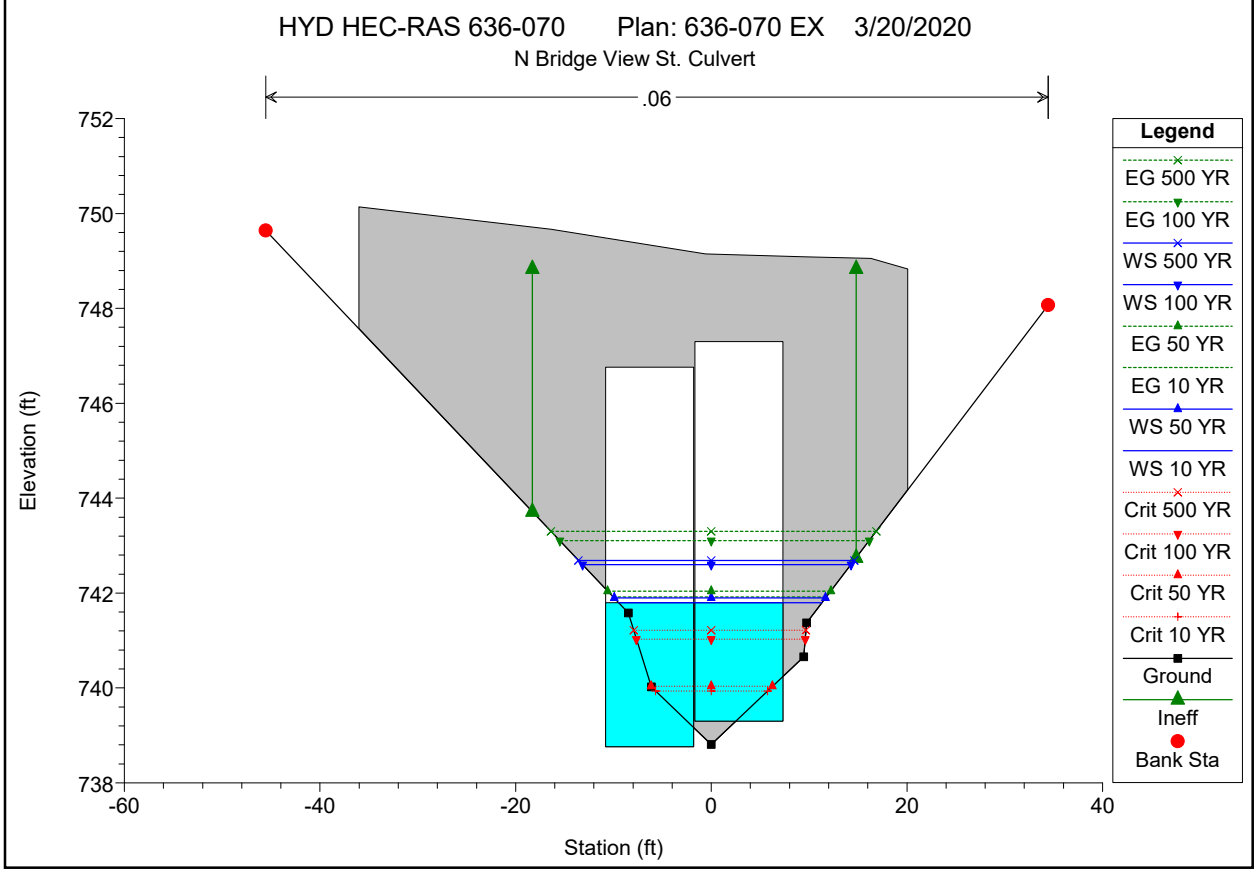
HYD HEC-RAS 636-070 Plan: 636-070 EX 3/20/2020
N Bridge View St. Culvert
.06
Elevation (ft)
Station (ft)
Legend
EG 500 YR
EG 100 YR
WS 500 YR
WS 100 YR
EG 50 YR
EG 10 YR
WS 50 YR
WS 10 YR
Crit 500 YR
Crit 100 YR
Crit 50 YR
Crit 10 YR
Ground
Ineff
Bank Sta

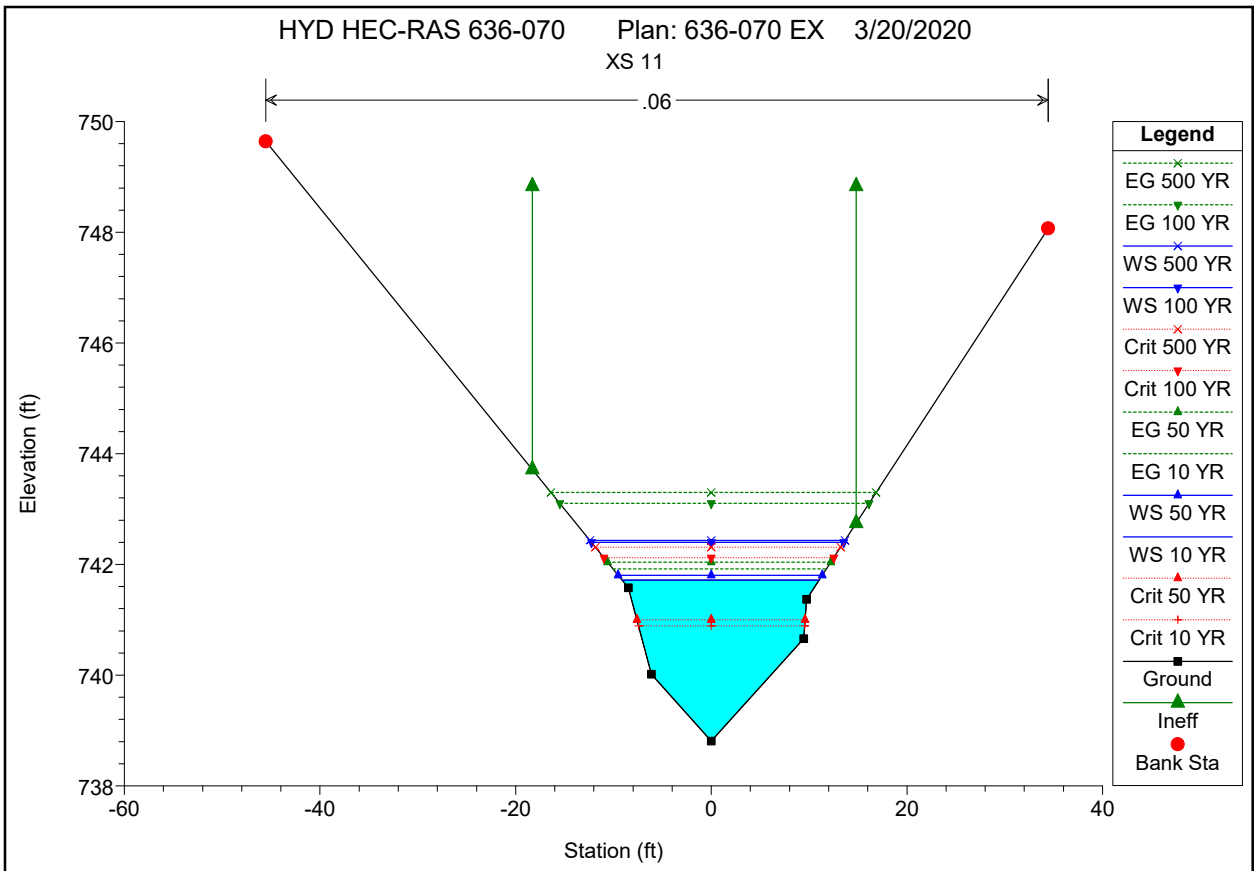
HYD HEC-RAS 636-070 Plan: 636-070 EX 3/20/2020
XS 11
.06
Elevation (ft)
Station (ft)
Legend
EG 500 YR
EG 100 YR
WS 500 YR
WS 100 YR
Crit 500 YR
Crit 100 YR
EG 50 YR
EG 10 YR
WS 50 YR
WS 10 YR
Crit 50 YR
Crit 10 YR
Ground
Ineff
Bank Sta

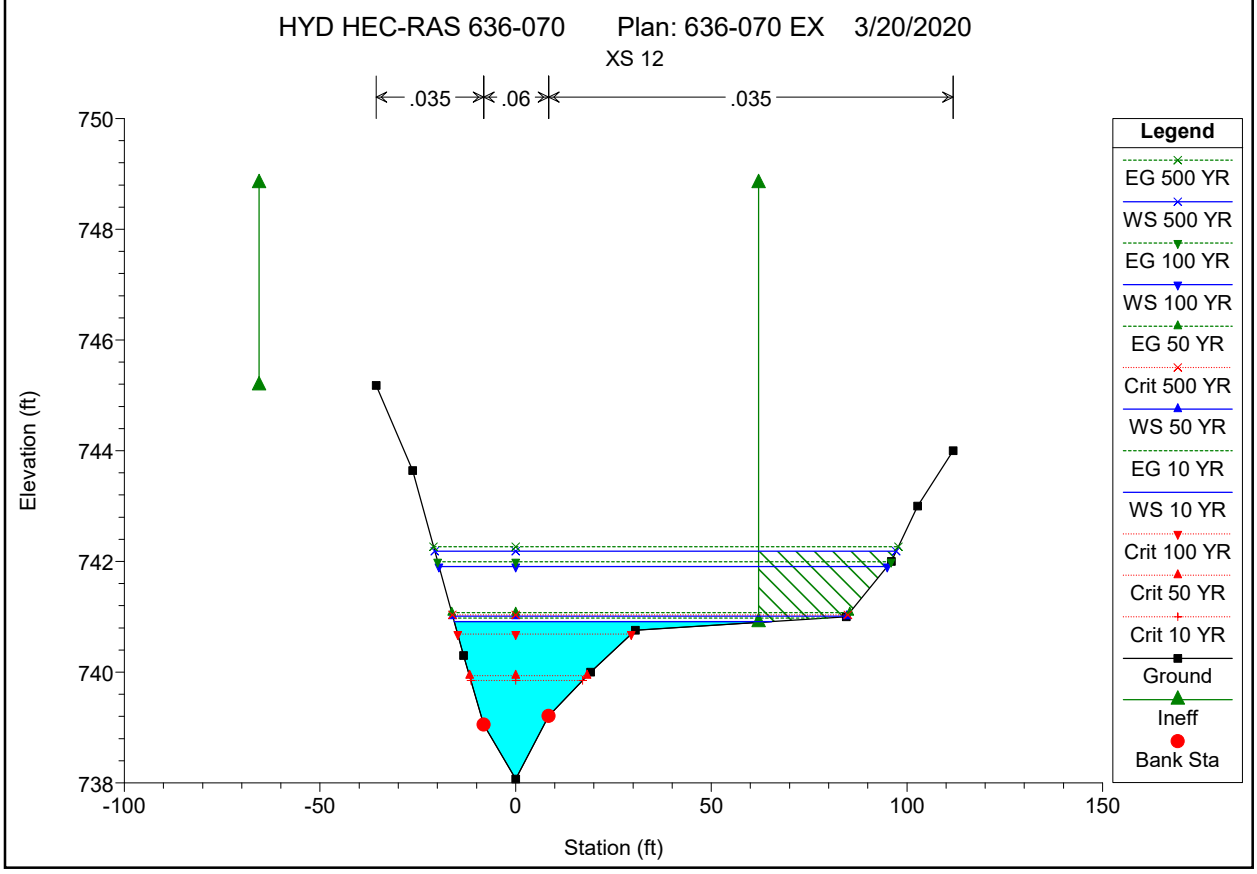
HYD HEC-RAS 636-070 Plan: 636-070 EX 3/20/2020
XS 12
.035
.06
.035
Elevation (ft)
Station (ft)
Legend
EG 500 YR
WS 500 YR
EG 100 YR
WS 100 YR
EG 50 YR
Crit 500 YR
WS 50 YR
EG 10 YR
WS 10 YR
Crit 100 YR
Crit 50 YR
Crit 10 YR
Ground
Ineff
Bank Sta

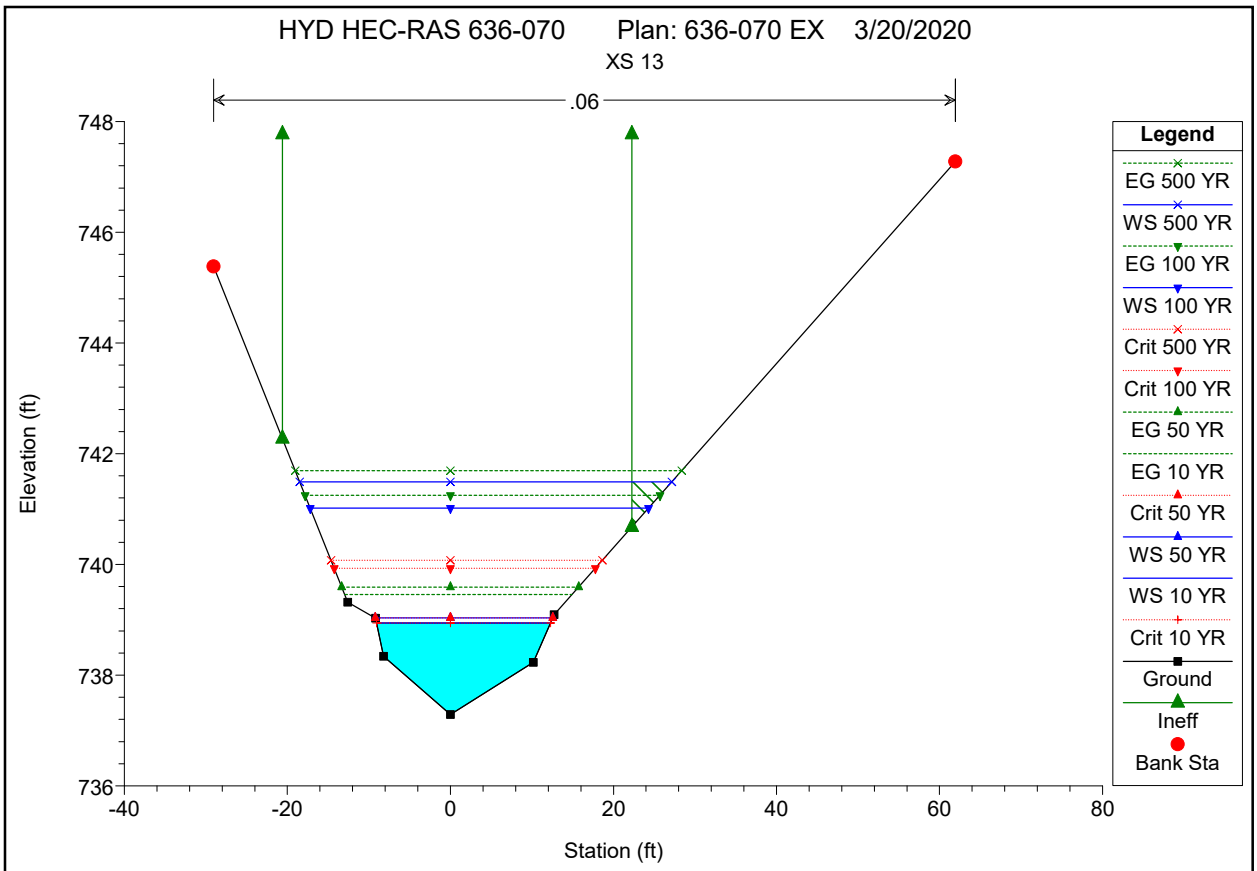
HYD HEC-RAS 636-070 Plan: 636-070 EX 3/20/2020
XS 13
.06
Elevation (ft)
Station (ft)
Legend
EG 500 YR
WS 500 YR
EG 100 YR
WS 100 YR
Crit 500 YR
Crit 100 YR
EG 50 YR
EG 10 YR
Crit 50 YR
WS 50 YR
WS 10 YR
Crit 10 YR
Ground
Ineff
Bank Sta

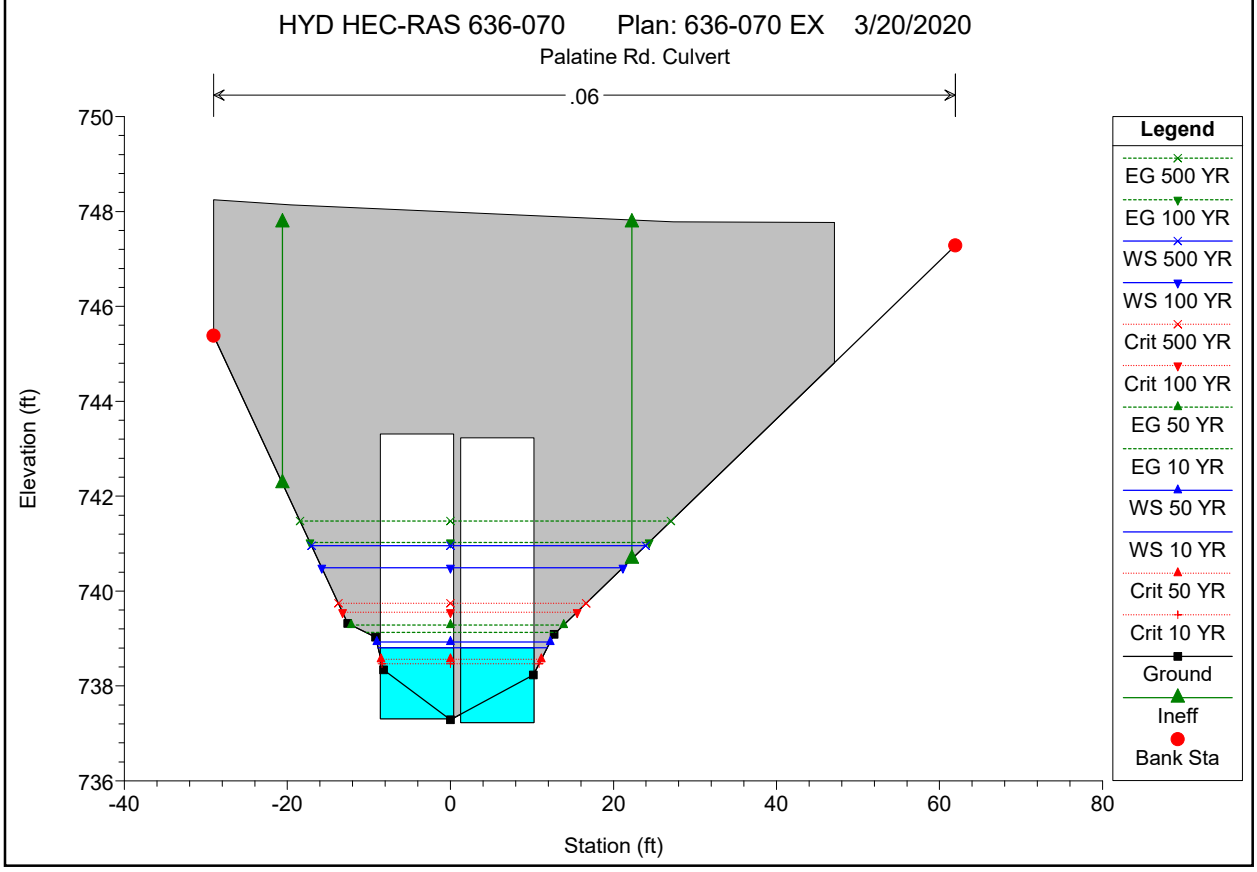
HYD HEC-RAS 636-070 Plan: 636-070 EX 3/20/2020
Palatine Rd. Culvert
.06
Elevation (ft)
Station (ft)
Legend
EG 500 YR
EG 100 YR
WS 500 YR
WS 100 YR
Crit 500 YR
Crit 100 YR
EG 50 YR
EG 10 YR
WS 50 YR
WS 10 YR
Crit 50 YR
Crit 10 YR
Ground
Ineff
Bank Sta

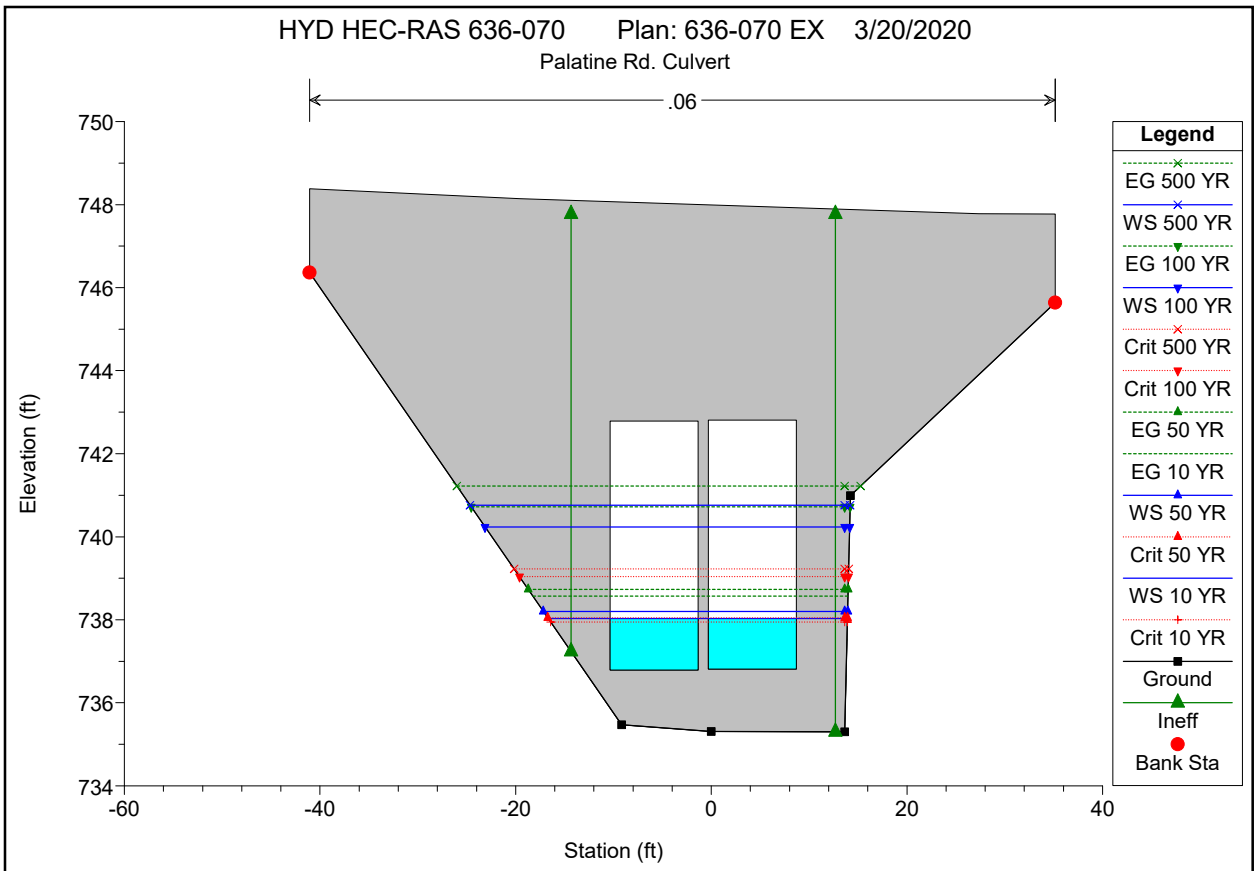
HYD HEC-RAS 636-070 Plan: 636-070 EX 3/20/2020
Palatine Rd. Culvert
.06
Elevation (ft)
Station (ft)
Legend
EG 500 YR
WS 500 YR
EG 100 YR
WS 100 YR
Crit 500 YR
Crit 100 YR
EG 50 YR
EG 10 YR
WS 50 YR
Crit 50 YR
WS 10 YR
Crit 10 YR
Ground
Ineff
Bank Sta

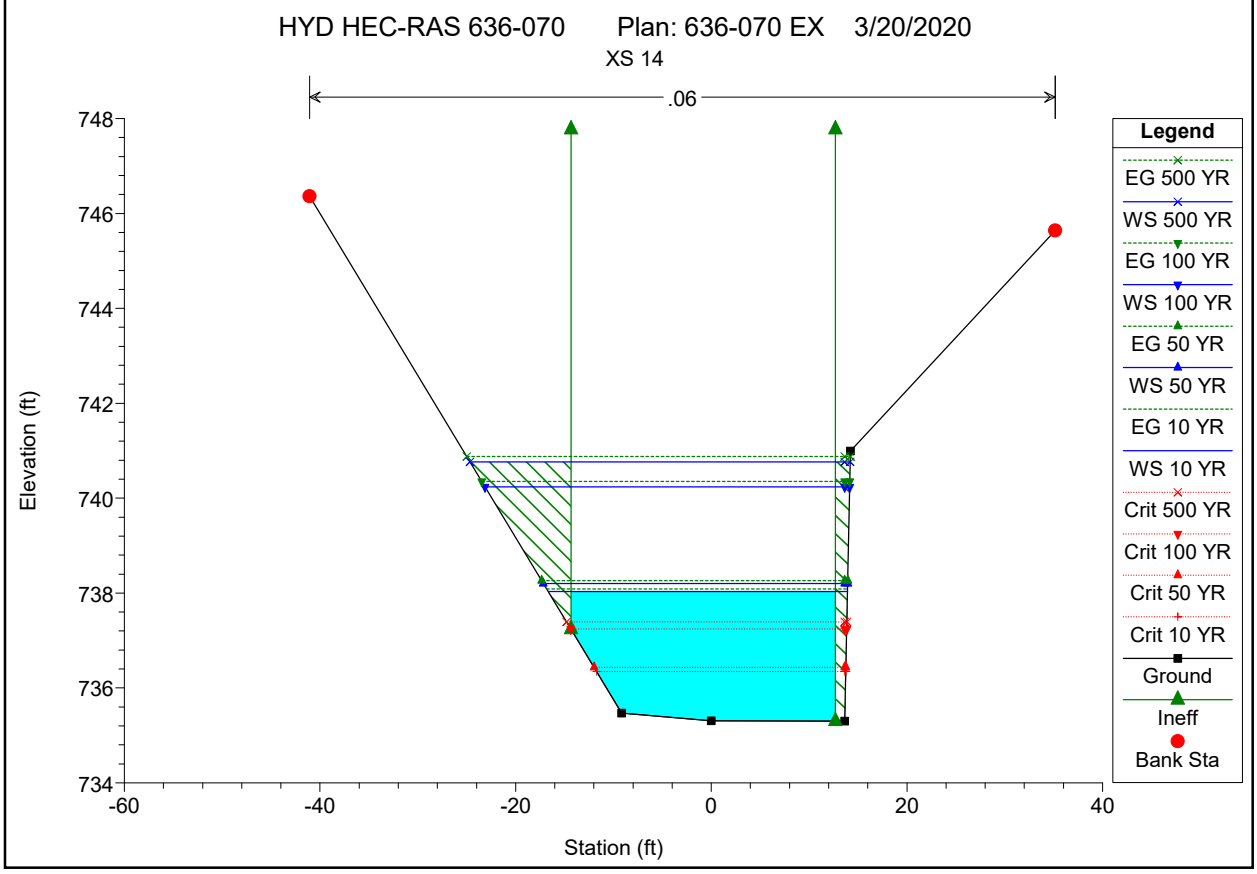
HYD HEC-RAS 636-070 Plan: 636-070 EX 3/20/2020
XS 14
.06
Elevation (ft)
Station (ft)
Legend
EG 500 YR
WS 500 YR
EG 100 YR
WS 100 YR
EG 50 YR
WS 50 YR
EG 10 YR
WS 10 YR
Crit 500 YR
Crit 100 YR
Crit 50 YR
Crit 10 YR
Ground
Ineff
Bank Sta

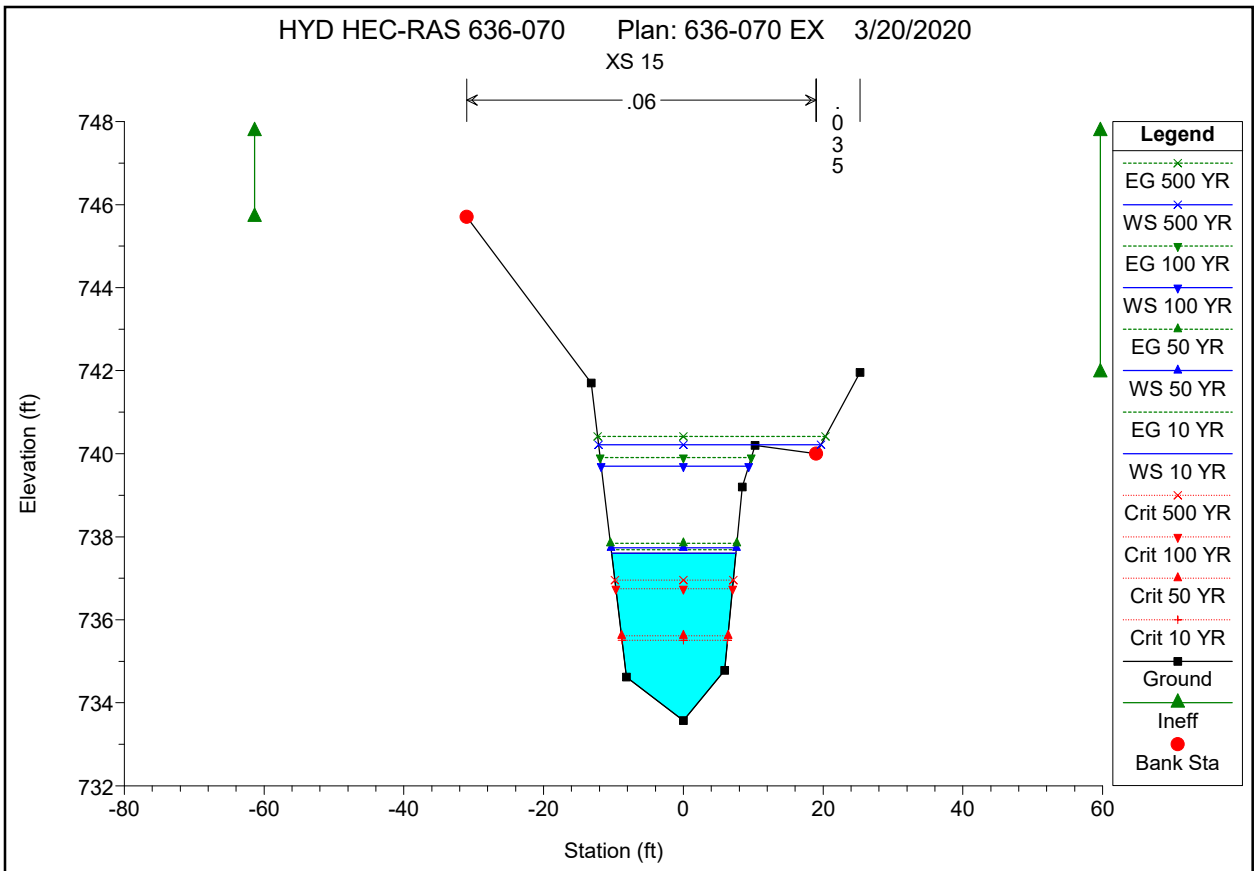
HYD HEC-RAS 636-070 Plan: 636-070 EX 3/20/2020
XS 15
.06
.035
Elevation (ft)
Station (ft)
Legend
EG 500 YR
WS 500 YR
EG 100 YR
WS 100 YR
EG 50 YR
WS 50 YR
EG 10 YR
WS 10 YR
Crit 500 YR
Crit 100 YR
Crit 50 YR
Crit 10 YR
Ground
Ineff
Bank Sta

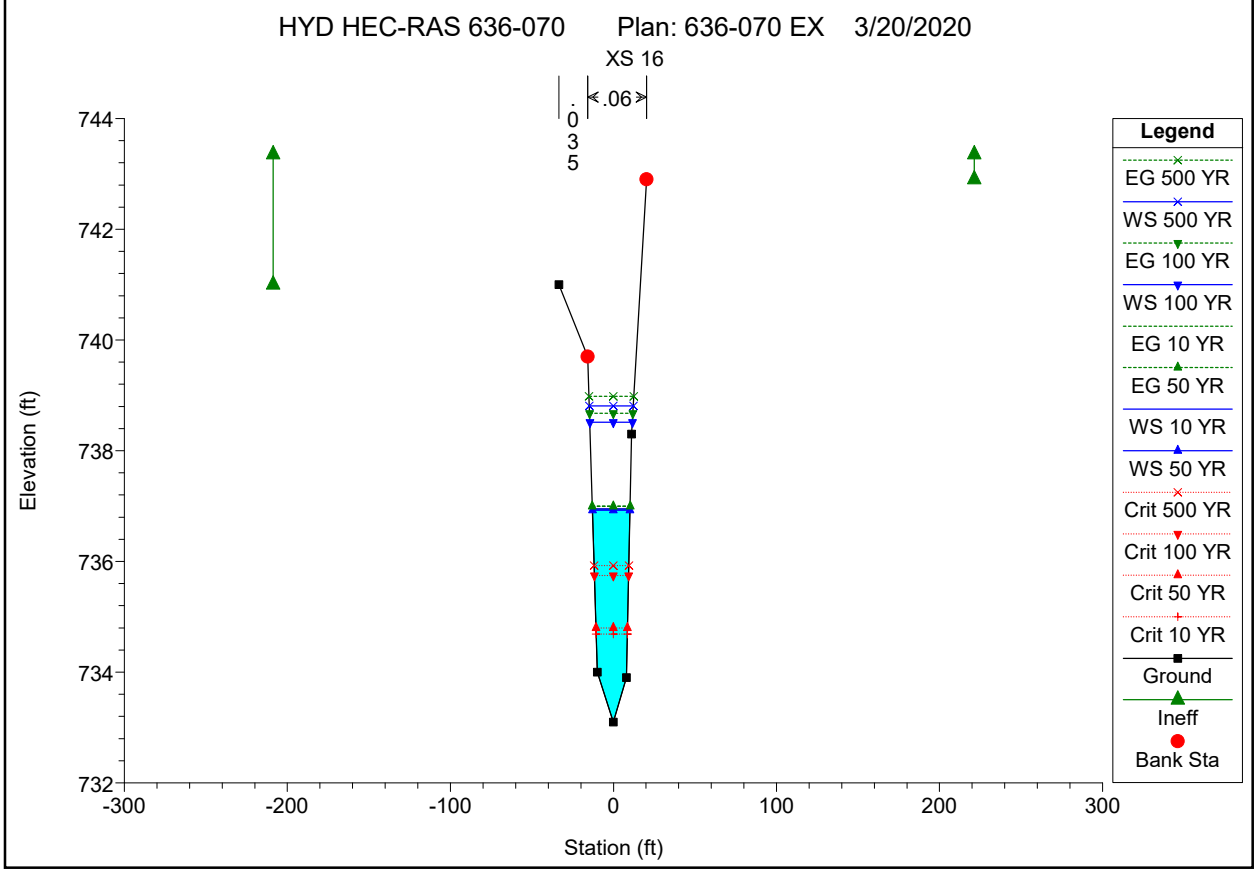
HYD HEC-RAS 636-070 Plan: 636-070 EX 3/20/2020
XS 16
.035
.06
Elevation (ft)
Station (ft)
Legend
EG 500 YR
WS 500 YR
EG 100 YR
WS 100 YR
EG 10 YR
EG 50 YR
WS 10 YR
WS 50 YR
Crit 500 YR
Crit 100 YR
Crit 50 YR
Crit 10 YR
Ground
Ineff
Bank Sta

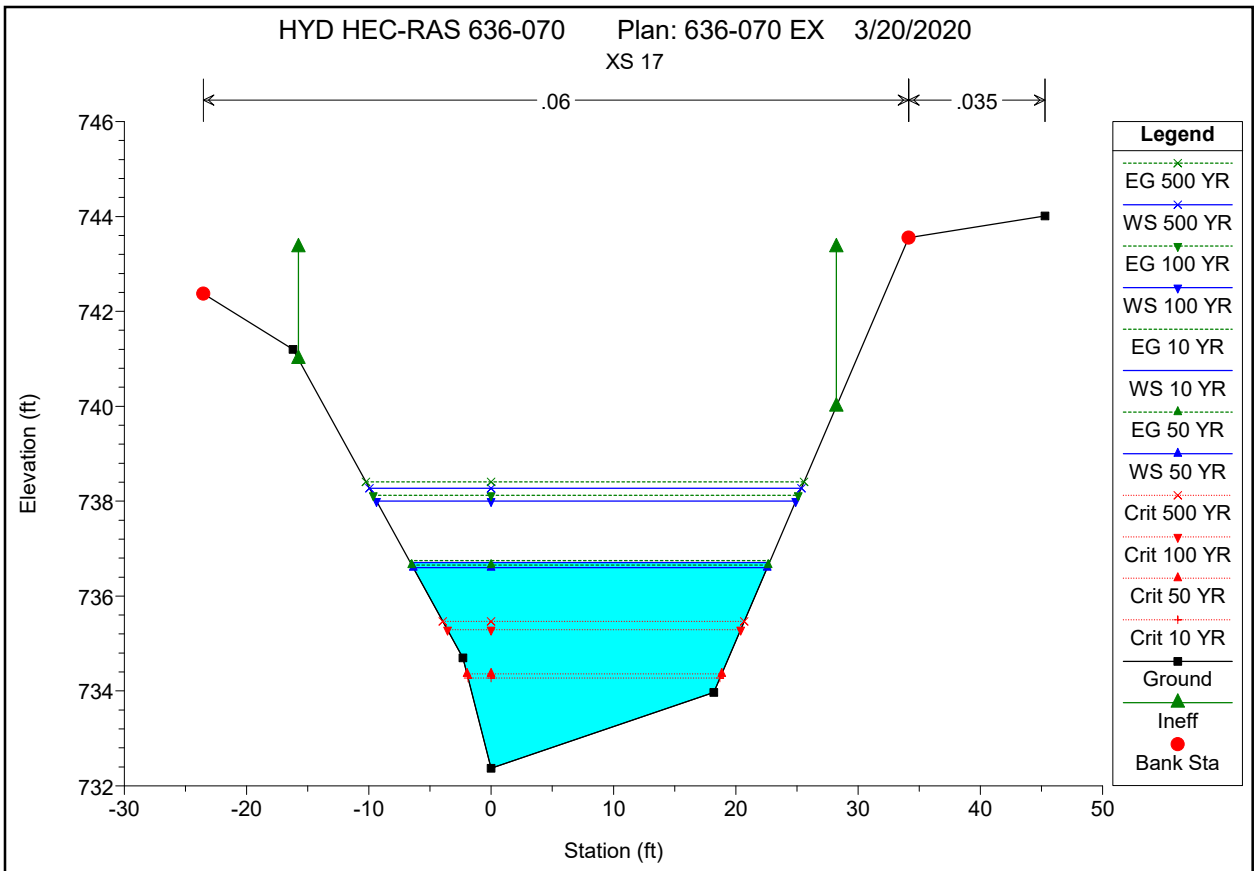
HYD HEC-RAS 636-070 Plan: 636-070 EX 3/20/2020
XS 17
.06
.035
Elevation (ft)
Station (ft)
Legend
EG 500 YR
WS 500 YR
EG 100 YR
WS 100 YR
EG 10 YR
WS 10 YR
EG 50 YR
WS 50 YR
Crit 500 YR
Crit 100 YR
Crit 50 YR
Crit 10 YR
Ground
Ineff
Bank Sta

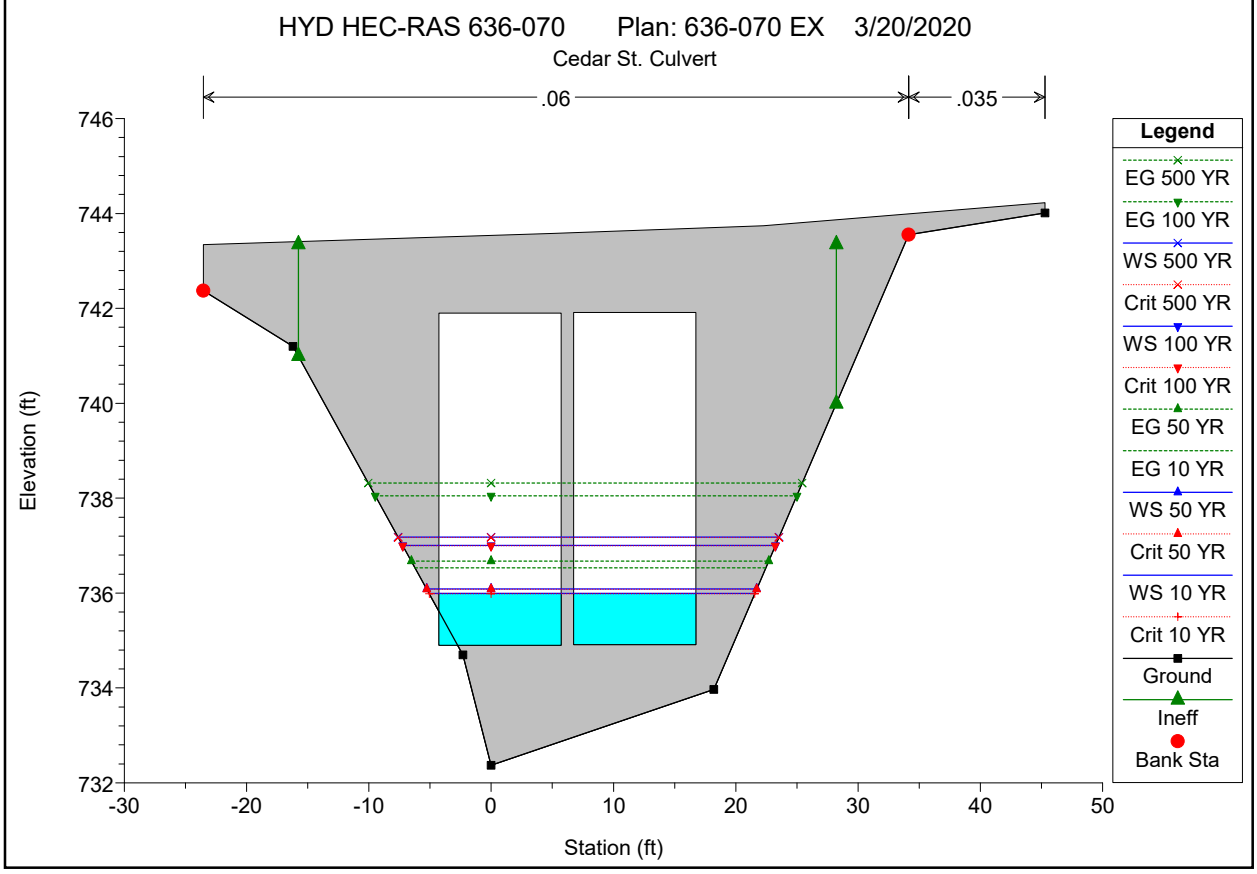
HYD HEC-RAS 636-070 Plan: 636-070 EX 3/20/2020
Cedar St. Culvert
.06
.035
Elevation (ft)
Station (ft)
Legend
EG 500 YR
EG 100 YR
WS 500 YR
Crit 500 YR
WS 100 YR
Crit 100 YR
EG 50 YR
EG 10 YR
WS 50 YR
Crit 50 YR
WS 10 YR
Crit 10 YR
Ground
Ineff
Bank Sta

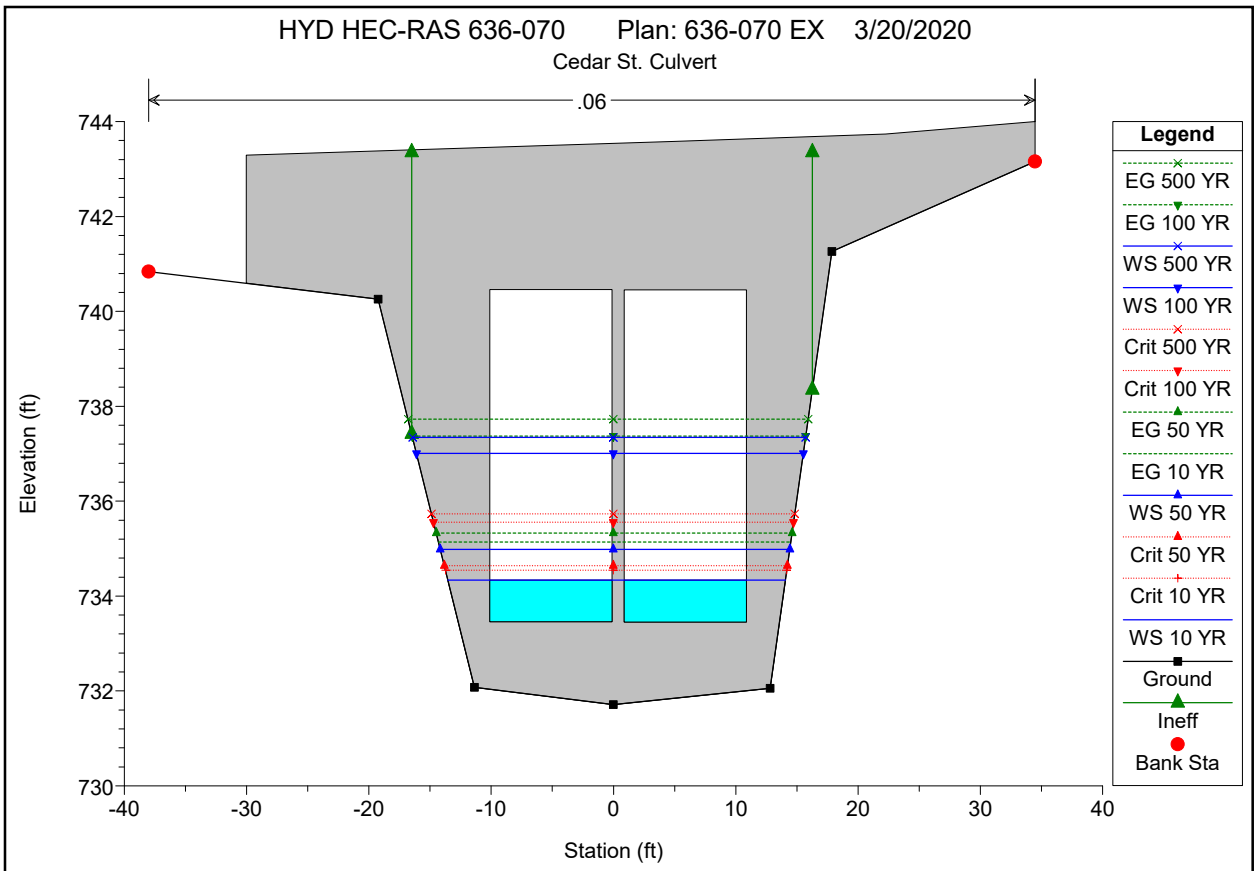
HYD HEC-RAS 636-070 Plan: 636-070 EX 3/20/2020
Cedar St. Culvert
.06
Elevation (ft)
Station (ft)
Legend
EG 500 YR
EG 100 YR
WS 500 YR
WS 100 YR
Crit 500 YR
Crit 100 YR
EG 50 YR
EG 10 YR
WS 50 YR
Crit 50 YR
Crit 10 YR
WS 10 YR
Ground
Ineff
Bank Sta

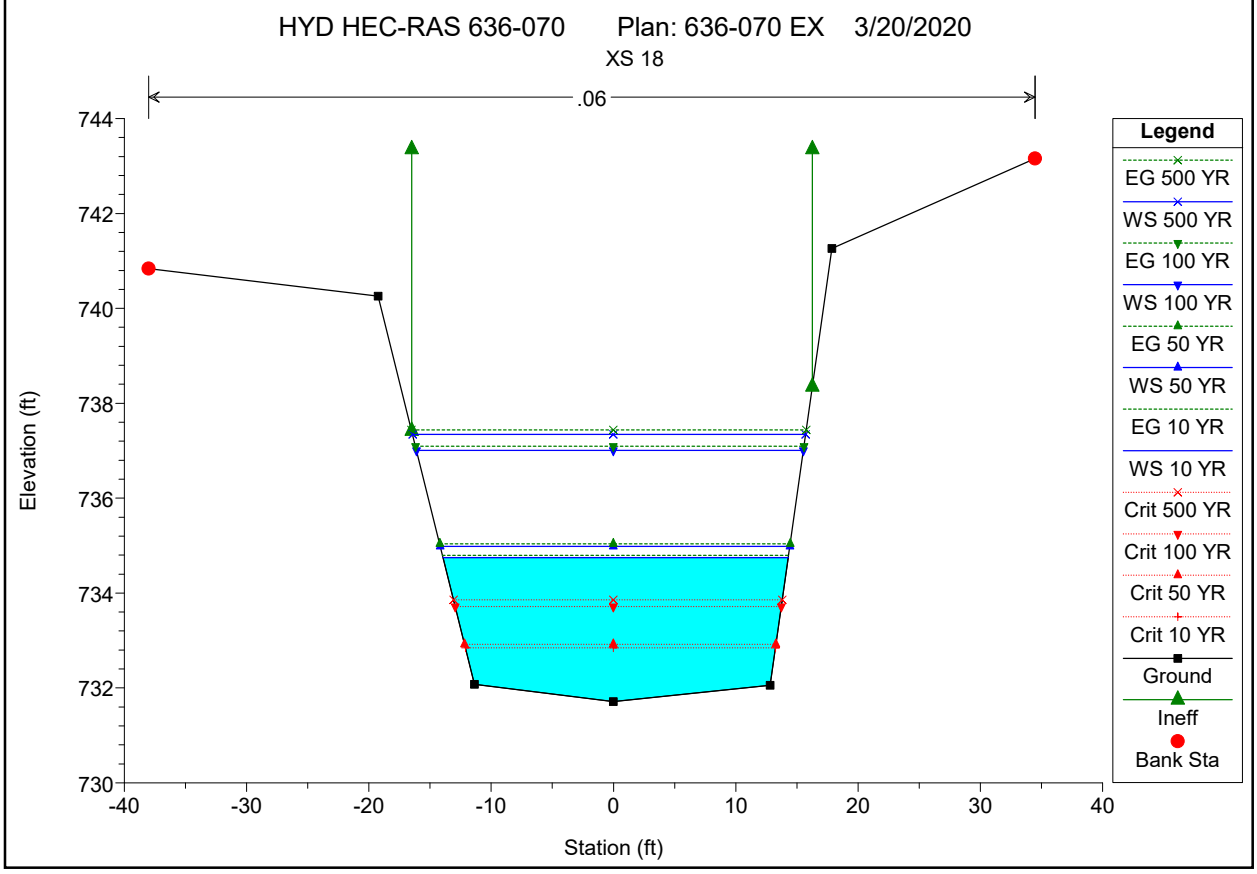
HYD HEC-RAS 636-070 Plan: 636-070 EX 3/20/2020
XS 18
.06
Elevation (ft)
Station (ft)
Legend
EG 500 YR
WS 500 YR
EG 100 YR
WS 100 YR
EG 50 YR
WS 50 YR
EG 10 YR
WS 10 YR
Crit 500 YR
Crit 100 YR
Crit 50 YR
Crit 10 YR
Ground
Ineff
Bank Sta

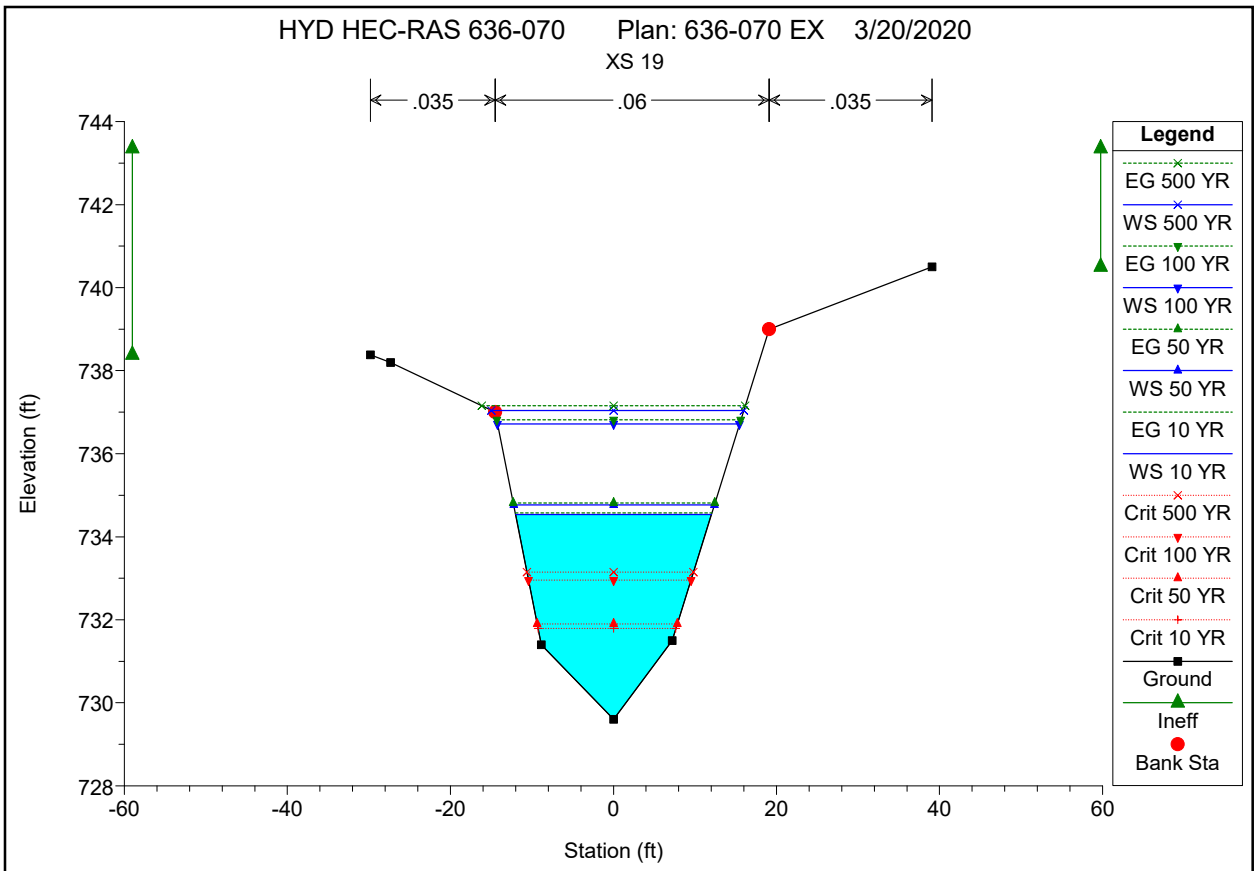
HYD HEC-RAS 636-070 Plan: 636-070 EX 3/20/2020
XS 19
.035
.06
.035
Elevation (ft)
Station (ft)
Legend
EG 500 YR
WS 500 YR
EG 100 YR
WS 100 YR
EG 50 YR
WS 50 YR
EG 10 YR
WS 10 YR
Crit 500 YR
Crit 100 YR
Crit 50 YR
Crit 10 YR
Ground
Ineff
Bank Sta

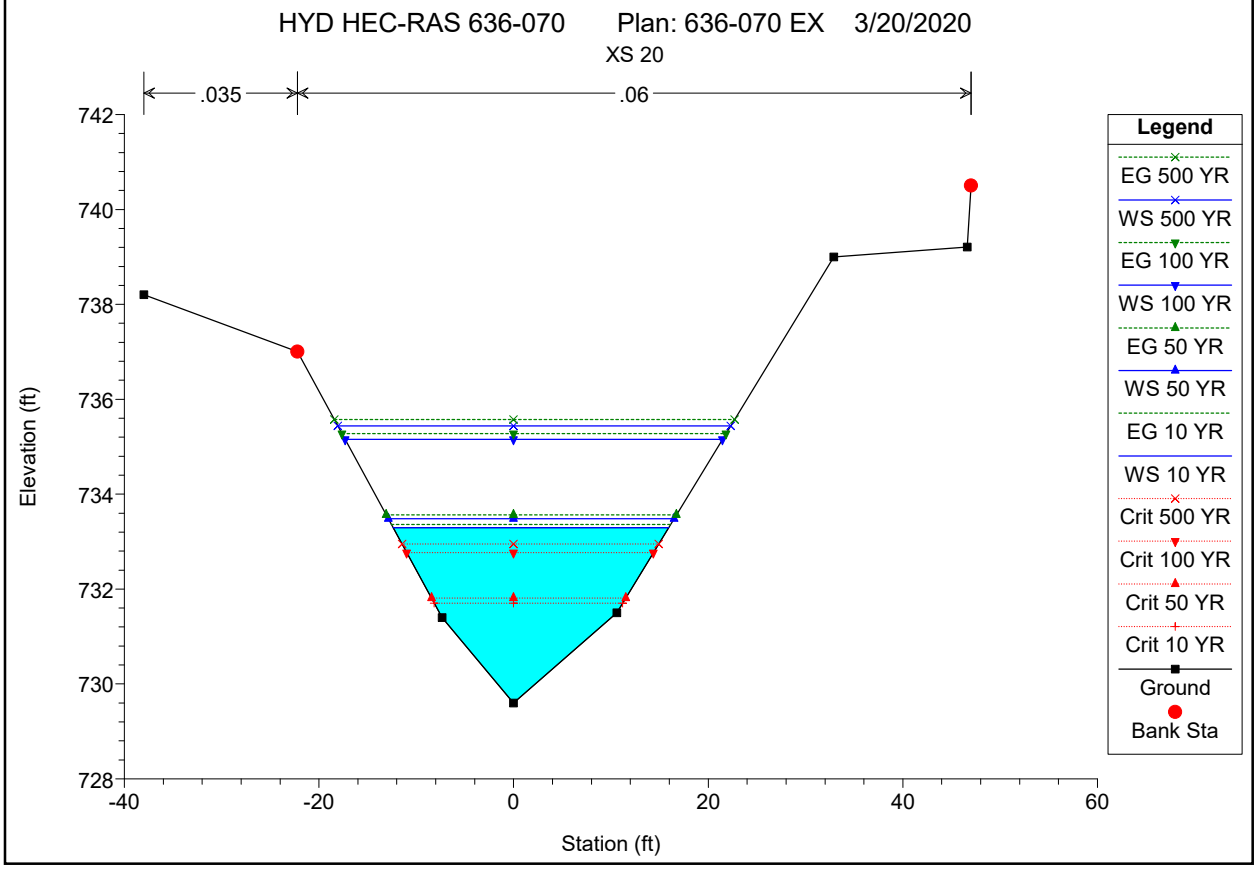
HYD HEC-RAS 636-070 Plan: 636-070 EX 3/20/2020
XS 20
.035
.06
Elevation (ft)
Station (ft)
Legend
EG 500 YR
WS 500 YR
EG 100 YR
WS 100 YR
EG 50 YR
WS 50 YR
EG 10 YR
WS 10 YR
Crit 500 YR
Crit 100 YR
Crit 50 YR
Crit 10 YR
Ground
Bank Sta

HEC-RAS

NATURAL CONDITIONS

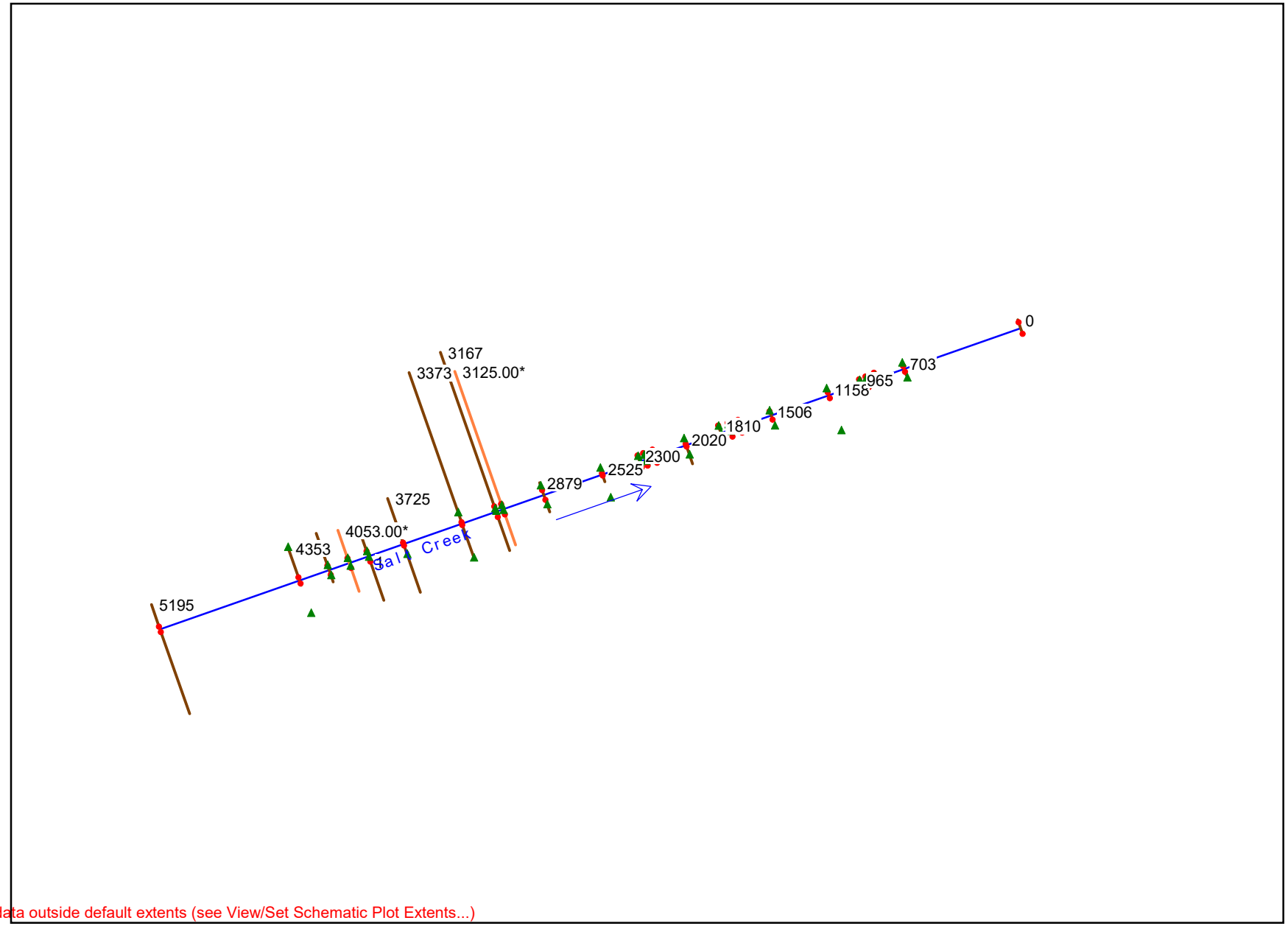

Some schematic data outside default extents (see View/Set Schematic Plot Extents...)

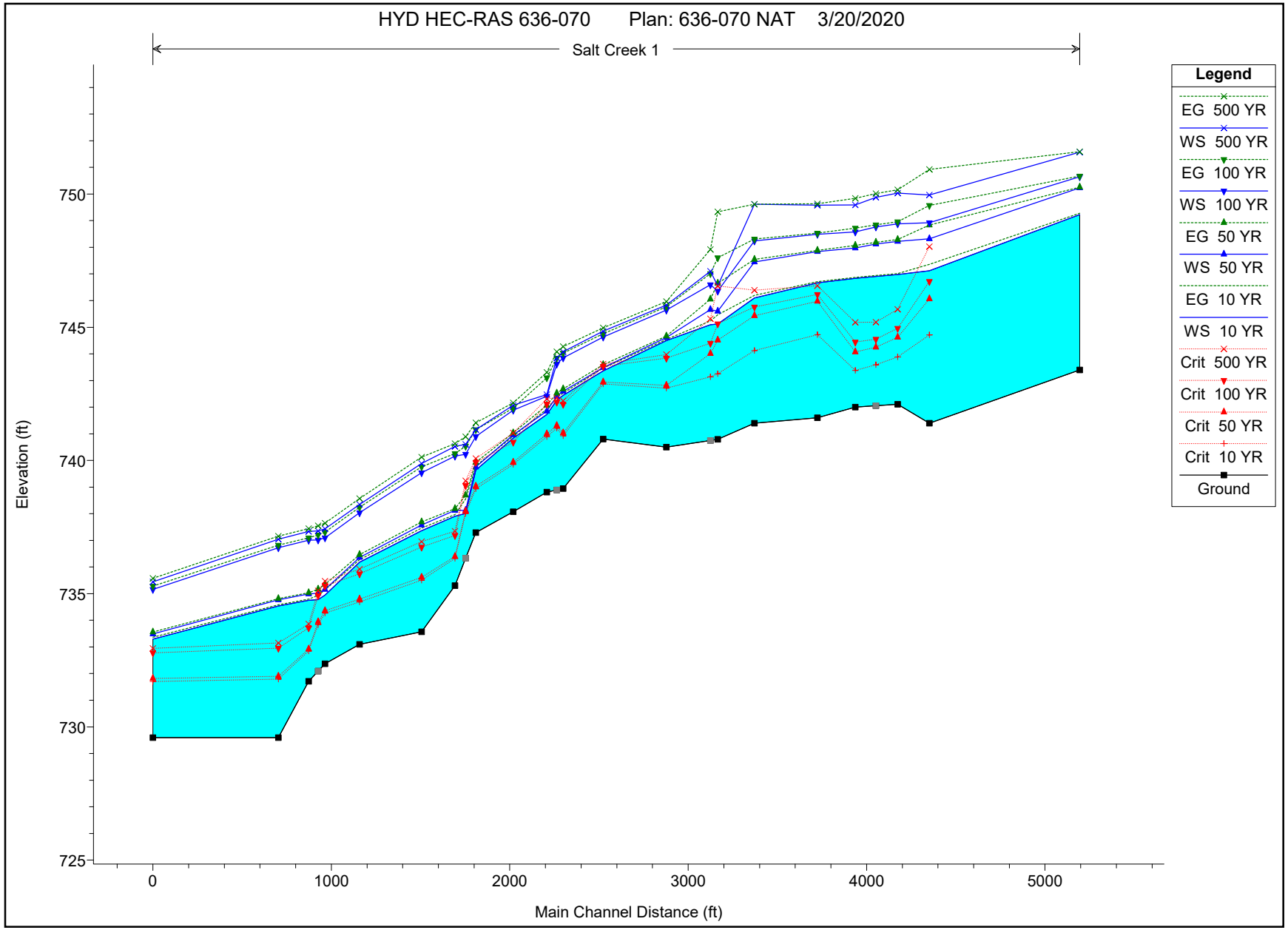
HYD HEC-RAS 636-070 Plan: 636-070 NAT 3/20/2020
Salt Creek 1
Legend
EG 500 YR
WS 500 YR
EG 100 YR
WS 100 YR
EG 50 YR
WS 50 YR
EG 10 YR
WS 10 YR
Crit 500 YR
Crit 100 YR
Crit 50 YR
Crit 10 YR
Ground
Elevation (ft)
750
745
740
735
730
725
0
1000
2000
3000
4000
5000
Main Channel Distance (ft)

HEC-RAS Plan: NAT River: Salt Creek Reach: 1

Reach	River Sta	Profile	Q Total	Min Ch El	W.S. Elev	Crit W.S.	E.G. Elev	E.G. Slope	Vel Chnl	Flow Area	Top Width	Froude # Chl
			(cfs)	(ft)	(ft)	(ft)	(ft)	(ft/ft)	(ft/s)	(sq ft)	(ft)	
1	5195	10 YR	259.00	743.40	749.22		749.28	0.001224	1.94	155.99	155.99	0.18
1	5195	50 YR	504.00	743.40	750.23		750.25	0.000641	1.65	429.68	390.96	0.13
1	5195	100 YR	650.00	743.40	750.65		750.67	0.000429	1.43	603.51	431.95	0.11
1	5195	500 YR	994.00	743.40	751.57		751.59	0.000210	1.11	1044.06	507.49	0.08
1	4353	10 YR	259.00	741.40	747.12	744.71	747.36	0.005512	3.89	66.59	16.90	0.35
1	4353	50 YR	504.00	741.40	748.32	746.06	748.83	0.010102	5.73	87.96	19.27	0.47
1	4353	100 YR	650.00	741.40	748.92	746.72	749.57	0.012946	6.46	100.60	22.69	0.54
1	4353	500 YR	994.00	741.40	749.96	748.03	750.92	0.017632	7.84	126.76	27.47	0.64
1	4175	10 YR	259.00	742.11	746.98	743.88	747.01	0.000745	1.50	173.90	53.92	0.14
1	4175	50 YR	504.00	742.11	748.23	744.62	748.29	0.000986	2.07	246.51	68.19	0.17
1	4175	100 YR	650.00	742.11	748.88	744.96	748.96	0.001004	2.29	286.80	74.05	0.18
1	4175	500 YR	994.00	742.11	750.04	745.67	750.16	0.001129	2.78	357.74	106.46	0.19
1	4053.00*	10 YR	259.00	742.05	746.91	743.59	746.94	0.000500	1.37	189.70	58.72	0.12
1	4053.00*	50 YR	504.00	742.05	748.12	744.25	748.18	0.000784	2.04	247.19	84.64	0.16
1	4053.00*	100 YR	650.00	742.05	748.76	744.55	748.85	0.000885	2.34	277.70	98.33	0.17
1	4053.00*	500 YR	994.00	742.05	749.88	745.19	750.02	0.001156	3.01	330.64	130.63	0.20
1	3937	10 YR	259.00	742.00	746.83	743.37	746.87	0.000603	1.65	156.60	58.73	0.14
1	3937	50 YR	504.00	742.00	747.97	744.07	748.07	0.001102	2.59	194.90	80.81	0.19
1	3937	100 YR	650.00	742.00	748.58	744.44	748.72	0.001315	3.02	215.30	110.42	0.21
1	3937	500 YR	994.00	742.00	749.59	745.18	749.84	0.001883	3.98	249.44	209.45	0.26
1	3725	10 YR	259.00	741.60	746.67	744.72	746.71	0.001038	1.75	162.40	204.13	0.16
1	3725	50 YR	504.00	741.60	747.84	745.98	747.88	0.000617	1.62	306.56	249.64	0.13
1	3725	100 YR	650.00	741.60	748.49	746.23	748.54	0.000442	1.49	398.01	289.90	0.11
1	3725	500 YR	994.00	741.60	749.58	746.56	749.63	0.000355	1.51	549.58	361.01	0.10
1	3373	10 YR	259.00	741.40	746.10	744.13	746.19	0.002141	2.57	106.70	867.00	0.23
1	3373	50 YR	504.00	741.40	747.44	745.43	747.55	0.001575	2.69	213.10	946.49	0.21
1	3373	100 YR	650.00	741.40	748.24	745.76	748.31	0.001040	2.40	330.25	1014.06	0.17
1	3373	500 YR	994.00	741.40	749.61	746.39	749.61	0.000000	0.01	28698.63	1064.61	0.00
1	3167	10 YR	312.00	740.79	745.12	743.25	745.47	0.005578	4.75	65.74	883.26	0.41
1	3167	50 YR	603.00	740.79	745.60	744.52	746.65	0.014422	8.21	73.42	890.86	0.67
1	3167	100 YR	765.00	740.79	746.36	745.13	747.61	0.014017	8.96	85.41	903.55	0.68
1	3167	500 YR	1184.00	740.79	746.55	746.55	749.34	0.029943	13.39	88.40	906.94	1.00
1	3125.00*	10 YR	312.00	740.75	745.09	743.14	745.24	0.003026	3.04	102.71	764.77	0.29
1	3125.00*	50 YR	603.00	740.75	745.66	744.01	746.05	0.006760	5.03	119.83	773.74	0.45
1	3125.00*	100 YR	765.00	740.75	746.60	744.40	747.01	0.005361	5.16	148.18	789.97	0.41
1	3125.00*	500 YR	1184.00	740.75	747.10	745.32	747.92	0.009256	7.24	163.47	804.96	0.55
1	2879	10 YR	128.00	740.50	744.49	742.71	744.54	0.002145	1.72	74.47	39.60	0.22
1	2879	50 YR	145.00	740.50	744.62	742.82	744.67	0.002298	1.83	79.39	40.58	0.23
1	2879	100 YR	344.00	740.50	745.65	743.84	745.76	0.003605	2.74	125.42	48.78	0.30
1	2879	500 YR	388.00	740.50	745.83	743.97	745.96	0.003773	2.88	134.58	50.26	0.31
1	2525	10 YR	128.00	740.80	743.36	742.88	743.46	0.004639	2.73	51.65	50.50	0.32
1	2525	50 YR	145.00	740.80	743.49	742.94	743.59	0.004238	2.70	58.19	53.10	0.31
1	2525	100 YR	344.00	740.80	744.63	743.53	744.76	0.002318	2.61	124.36	62.33	0.25
1	2525	500 YR	388.00	740.80	744.85	743.62	744.98	0.002138	2.61	138.13	64.06	0.24
1	2300	10 YR	128.00	738.94	742.45	740.92	742.53	0.003681	2.26	56.76	30.76	0.29
1	2300	50 YR	145.00	738.94	742.60	741.03	742.69	0.003734	2.37	61.31	32.01	0.29
1	2300	100 YR	344.00	738.94	743.85	742.11	744.03	0.004658	3.40	101.23	42.21	0.35
1	2300	500 YR	388.00	738.94	744.08	742.25	744.28	0.004743	3.55	109.16	44.09	0.35
1	2265.00*	10 YR	128.00	738.89	742.26	741.21	742.37	0.005704	2.61	49.05	28.67	0.35
1	2265.00*	50 YR	145.00	738.89	742.41	741.31	742.53	0.005673	2.71	53.46	29.70	0.35
1	2265.00*	100 YR	344.00	738.89	743.62	742.19	743.84	0.006410	3.76	91.55	39.50	0.40
1	2265.00*	500 YR	388.00	738.89	743.85	742.34	744.08	0.006410	3.90	99.38	41.36	0.41
1	2209	10 YR	128.00	738.81	741.73	740.89	741.93	0.010702	3.59	35.68	20.23	0.48
1	2209	50 YR	145.00	738.81	741.85	741.00	742.07	0.011667	3.80	38.17	21.23	0.50
1	2209	100 YR	344.00	738.81	742.41	742.12	743.11	0.031431	6.69	51.43	25.89	0.84
1	2209	500 YR	388.00	738.81	742.47	742.31	743.30	0.037214	7.33	52.92	26.36	0.91
1	2020	10 YR	128.00	738.07	740.84	739.85	740.91	0.003051	2.33	62.74	63.21	0.27
1	2020	50 YR	145.00	738.07	740.96	739.93	741.03	0.002983	2.38	71.74	90.99	0.27
1	2020	100 YR	344.00	738.07	741.88	740.69	741.97	0.001956	2.41	145.43	114.14	0.23
1	2020	500 YR	388.00	738.07	742.07	741.04	742.16	0.001792	2.39	160.95	116.72	0.23
1	1810	10 YR	128.00	737.29	739.64	738.94	739.80	0.011343	3.19	40.06	29.47	0.48

HEC-RAS Plan: NAT River: Salt Creek Reach: 1 (Continued)

Reach	River Sta	Profile	Q Total	Min Ch El	W.S. Elev	Crit W.S.	E.G. Elev	E.G. Slope	Vel Chnl	Flow Area	Top Width	Froude # Chl
			(cfs)	(ft)	(ft)	(ft)	(ft)	(ft/ft)	(ft/s)	(sq ft)	(ft)	
1	1810	50 YR	145.00	737.29	739.76	739.03	739.93	0.011444	3.32	43.68	30.52	0.49
1	1810	100 YR	344.00	737.29	740.90	739.93	741.16	0.010587	4.09	84.12	40.46	0.50
1	1810	500 YR	388.00	737.29	741.16	740.08	741.42	0.009365	4.09	94.92	42.75	0.48
1	1754.01*	10 YR	128.00	736.33	738.01	738.01	738.55	0.055196	5.92	21.63	19.79	1.00
1	1754.01*	50 YR	145.00	736.33	738.12	738.10	738.69	0.052243	6.07	23.90	20.16	0.98
1	1754.01*	100 YR	344.00	736.33	740.23	739.06	740.54	0.011469	4.42	77.75	33.54	0.51
1	1754.01*	500 YR	388.00	736.33	740.60	739.24	740.89	0.009442	4.28	90.66	36.24	0.47
1	1694	10 YR	128.00	735.30	737.91	736.32	737.96	0.002226	1.89	67.68	30.23	0.22
1	1694	50 YR	145.00	735.30	738.13	736.40	738.19	0.002109	1.95	74.33	30.90	0.22
1	1694	100 YR	344.00	735.30	740.16	737.19	740.26	0.001728	2.53	135.71	37.05	0.21
1	1694	500 YR	388.00	735.30	740.53	737.34	740.63	0.001713	2.64	146.83	38.16	0.21
1	1506	10 YR	128.00	733.57	737.36	735.51	737.46	0.003270	2.56	50.01	17.49	0.27
1	1506	50 YR	145.00	733.57	737.58	735.61	737.69	0.003385	2.69	53.88	17.77	0.27
1	1506	100 YR	344.00	733.57	739.54	736.75	739.76	0.004366	3.77	91.22	20.69	0.32
1	1506	500 YR	388.00	733.57	739.89	736.95	740.13	0.004537	3.93	98.62	21.57	0.32
1	1158	10 YR	128.00	733.10	736.18	734.69	736.27	0.003555	2.47	51.78	21.77	0.28
1	1158	50 YR	145.00	733.10	736.36	734.80	736.46	0.003673	2.60	55.70	22.08	0.29
1	1158	100 YR	344.00	733.10	738.04	735.75	738.24	0.004323	3.61	95.27	25.01	0.33
1	1158	500 YR	388.00	733.10	738.35	735.92	738.57	0.004402	3.76	103.07	25.60	0.33
1	965	10 YR	128.00	732.37	734.95	734.27	735.14	0.011502	3.51	36.49	22.68	0.49
1	965	50 YR	145.00	732.37	735.16	734.36	735.35	0.010230	3.51	41.34	23.48	0.47
1	965	100 YR	344.00	732.37	737.10	735.29	737.31	0.005463	3.66	94.04	30.85	0.37
1	965	500 YR	388.00	732.37	737.43	735.47	737.65	0.005161	3.71	104.58	32.12	0.36
1	926.00*	10 YR	128.00	732.09	734.78	733.83	734.93	0.002774	3.13	40.92	23.57	0.42
1	926.00*	50 YR	145.00	732.09	735.01	733.94	735.16	0.002439	3.12	46.55	24.39	0.40
1	926.00*	100 YR	344.00	732.09	737.02	734.93	737.20	0.001423	3.42	100.44	29.38	0.33
1	926.00*	500 YR	388.00	732.09	737.35	735.10	737.54	0.001412	3.51	110.60	31.02	0.33
1	873	10 YR	128.00	731.71	734.75	732.85	734.80	0.001489	1.72	74.56	28.22	0.19
1	873	50 YR	145.00	731.71	734.99	732.92	735.04	0.001470	1.78	81.28	28.58	0.19
1	873	100 YR	344.00	731.71	737.00	733.72	737.09	0.001565	2.42	141.99	31.63	0.20
1	873	500 YR	388.00	731.71	737.34	733.86	737.44	0.001589	2.54	152.57	32.13	0.20
1	703	10 YR	128.00	729.60	734.53	731.79	734.58	0.001114	1.67	76.55	24.01	0.17
1	703	50 YR	145.00	729.60	734.76	731.90	734.81	0.001172	1.76	82.17	24.61	0.17
1	703	100 YR	344.00	729.60	736.72	732.96	736.82	0.001663	2.54	135.20	29.68	0.21
1	703	500 YR	388.00	729.60	737.04	733.15	737.15	0.001743	2.68	144.97	30.93	0.22
1	0	10 YR	128.00	729.60	733.29	731.70	733.36	0.003001	2.17	59.12	28.30	0.26
1	0	50 YR	145.00	729.60	733.48	731.81	733.56	0.003004	2.24	64.68	29.38	0.27
1	0	100 YR	344.00	729.60	735.16	732.78	735.28	0.003005	2.83	121.63	38.78	0.28
1	0	500 YR	388.00	729.60	735.44	732.95	735.57	0.003004	2.92	132.93	40.39	0.28

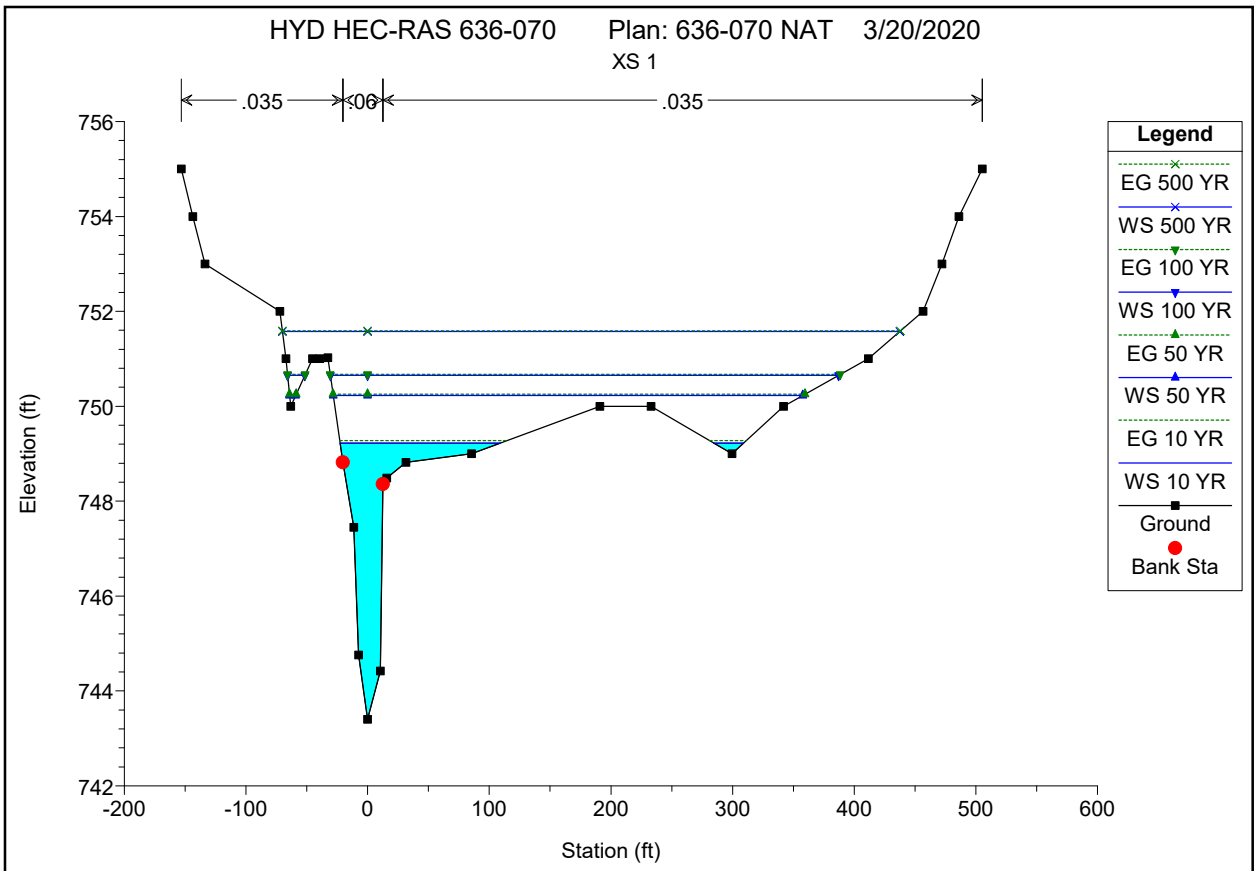
HYD HEC-RAS 636-070 Plan: 636-070 NAT 3/20/2020
XS 1
.035
.06
.035
Elevation (ft)
Station (ft)
Legend
EG 500 YR
WS 500 YR
EG 100 YR
WS 100 YR
EG 50 YR
WS 50 YR
EG 10 YR
WS 10 YR
Ground
Bank Sta

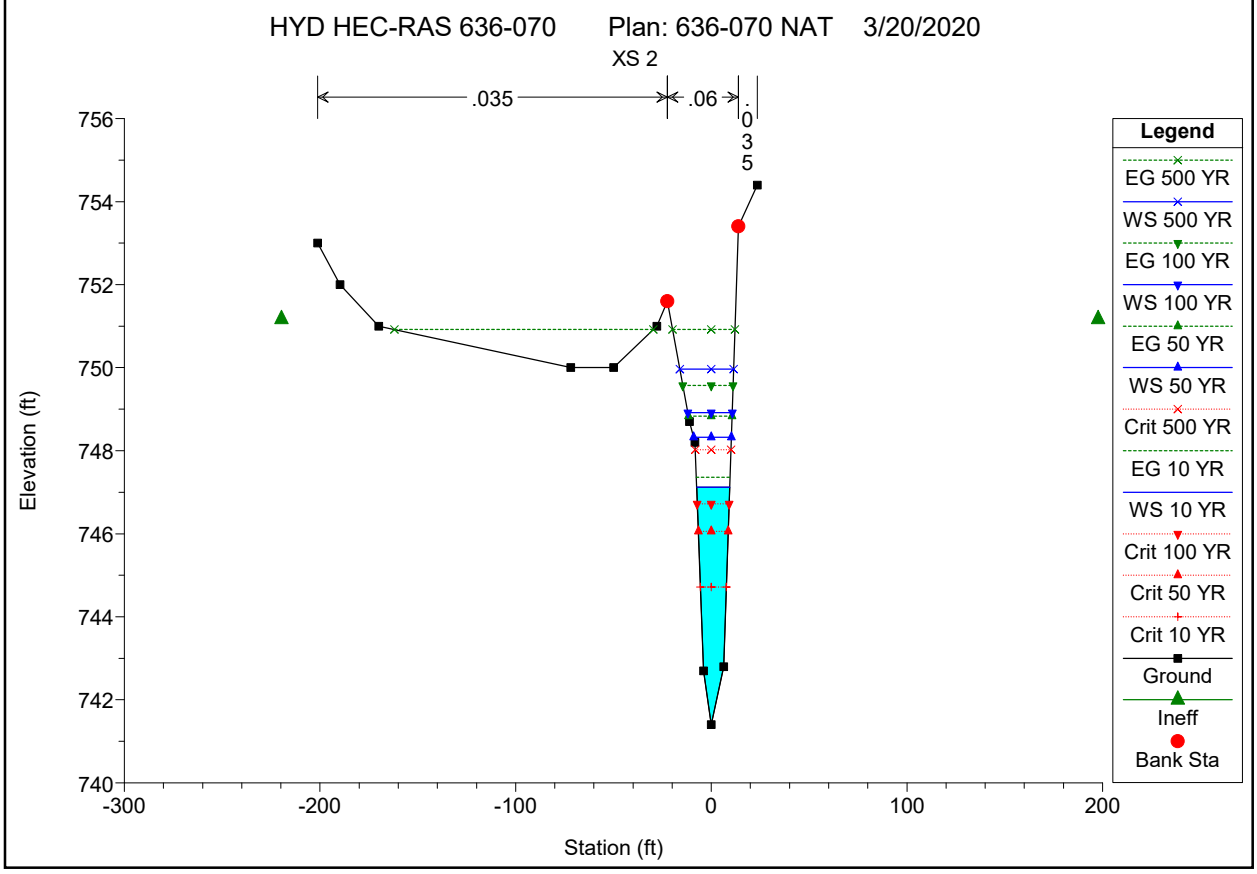
HYD HEC-RAS 636-070 Plan: 636-070 NAT 3/20/2020
XS 2
.035
.06
.035
Elevation (ft)
Station (ft)
Legend
EG 500 YR
WS 500 YR
EG 100 YR
WS 100 YR
EG 50 YR
WS 50 YR
Crit 500 YR
EG 10 YR
WS 10 YR
Crit 100 YR
Crit 50 YR
Crit 10 YR
Ground
Ineff
Bank Sta

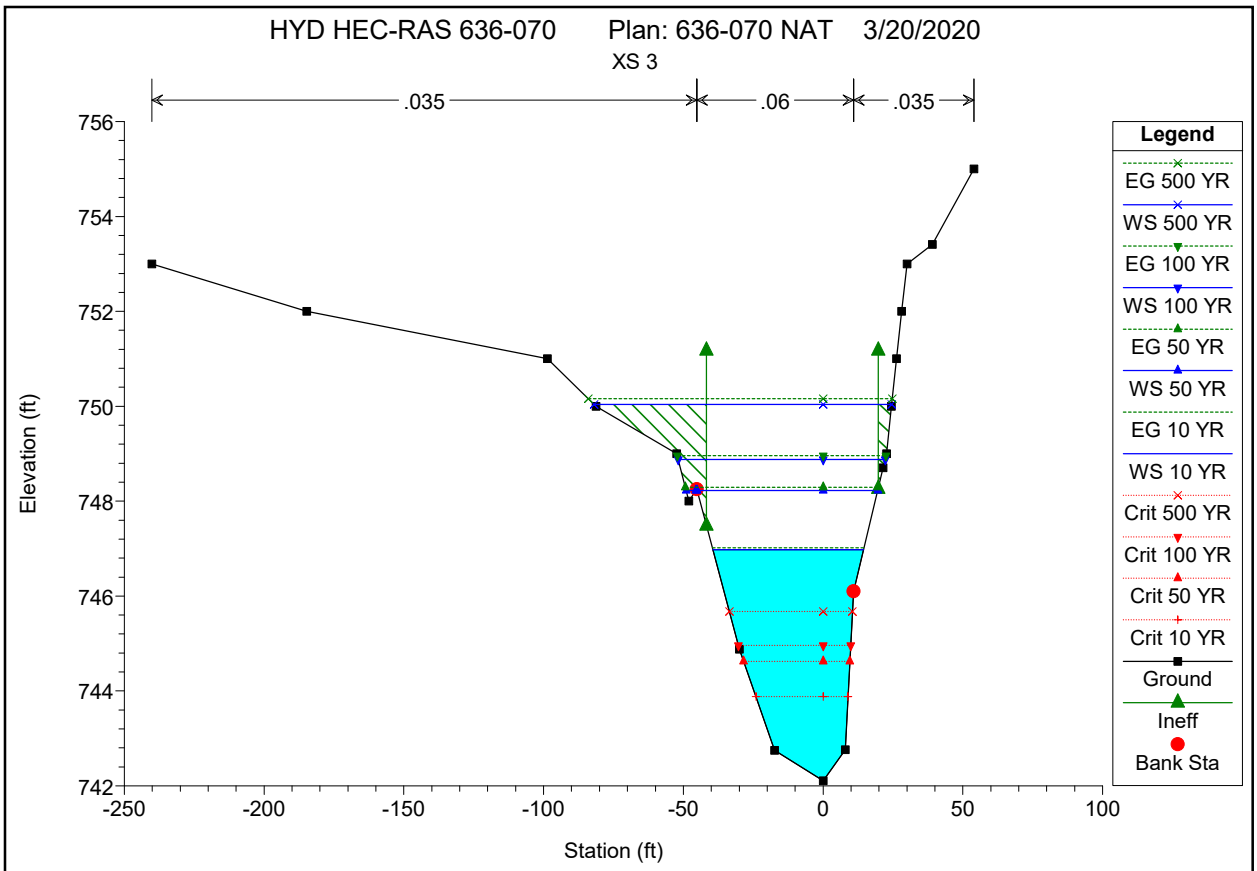
HYD HEC-RAS 636-070 Plan: 636-070 NAT 3/20/2020
XS 3
.035
.06
.035
Elevation (ft)
Station (ft)
Legend
EG 500 YR
WS 500 YR
EG 100 YR
WS 100 YR
EG 50 YR
WS 50 YR
EG 10 YR
WS 10 YR
Crit 500 YR
Crit 100 YR
Crit 50 YR
Crit 10 YR
Ground
Ineff
Bank Sta

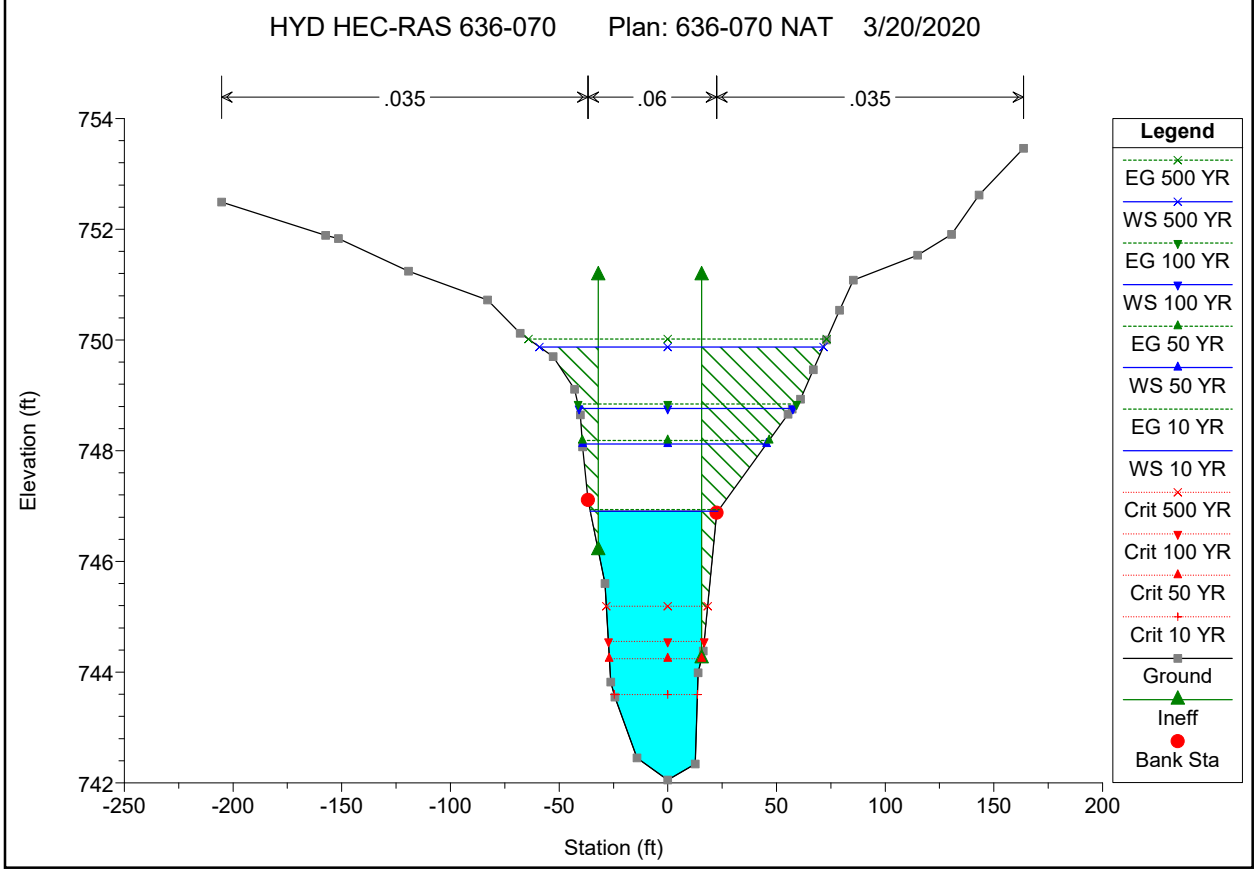
HYD HEC-RAS 636-070 Plan: 636-070 NAT 3/20/2020
.035
.06
.035
Elevation (ft)
Station (ft)
Legend
EG 500 YR
WS 500 YR
EG 100 YR
WS 100 YR
EG 50 YR
WS 50 YR
EG 10 YR
WS 10 YR
Crit 500 YR
Crit 100 YR
Crit 50 YR
Crit 10 YR
Ground
Ineff
Bank Sta

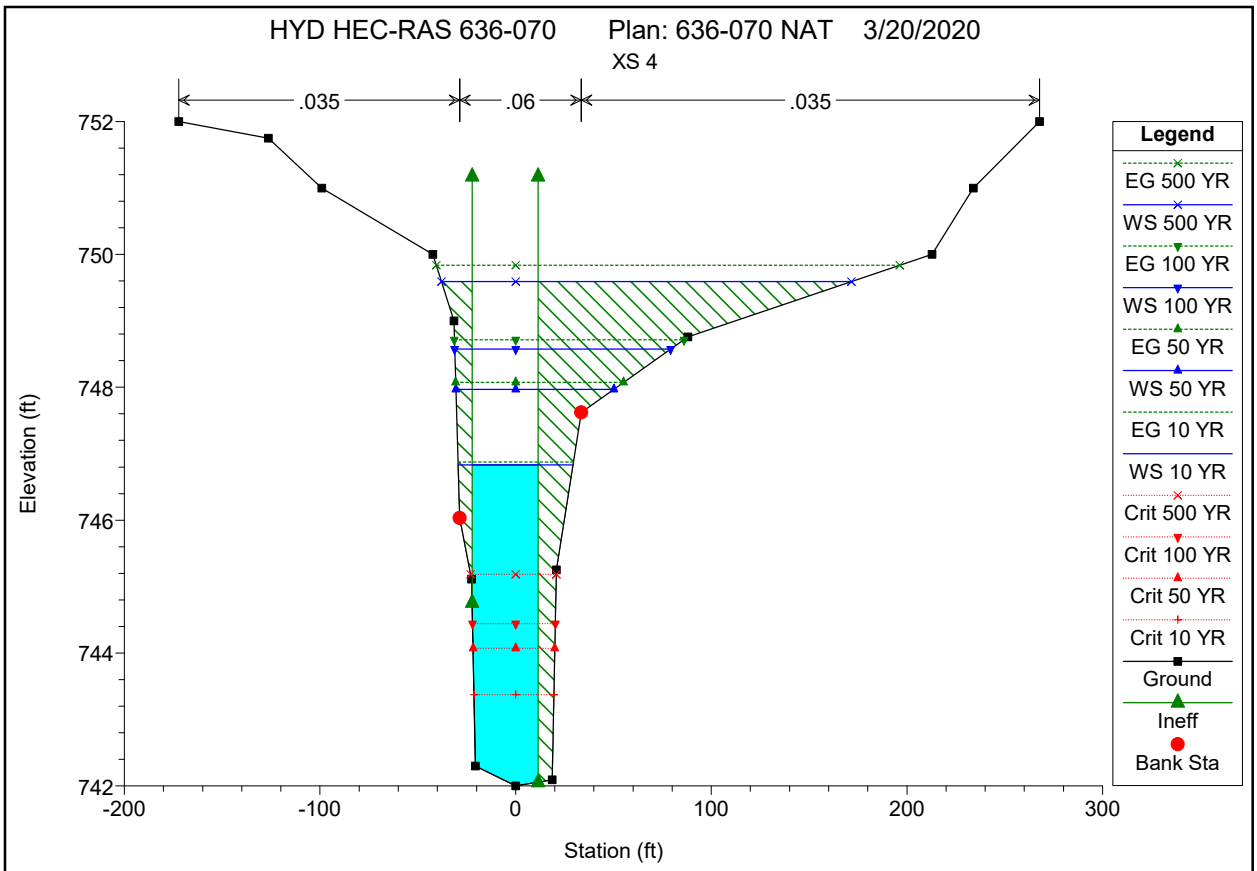
HYD HEC-RAS 636-070 Plan: 636-070 NAT 3/20/2020
XS 4
.035
.06
.035
Elevation (ft)
Station (ft)
Legend
EG 500 YR
WS 500 YR
EG 100 YR
WS 100 YR
EG 50 YR
WS 50 YR
EG 10 YR
WS 10 YR
Crit 500 YR
Crit 100 YR
Crit 50 YR
Crit 10 YR
Ground
Ineff
Bank Sta

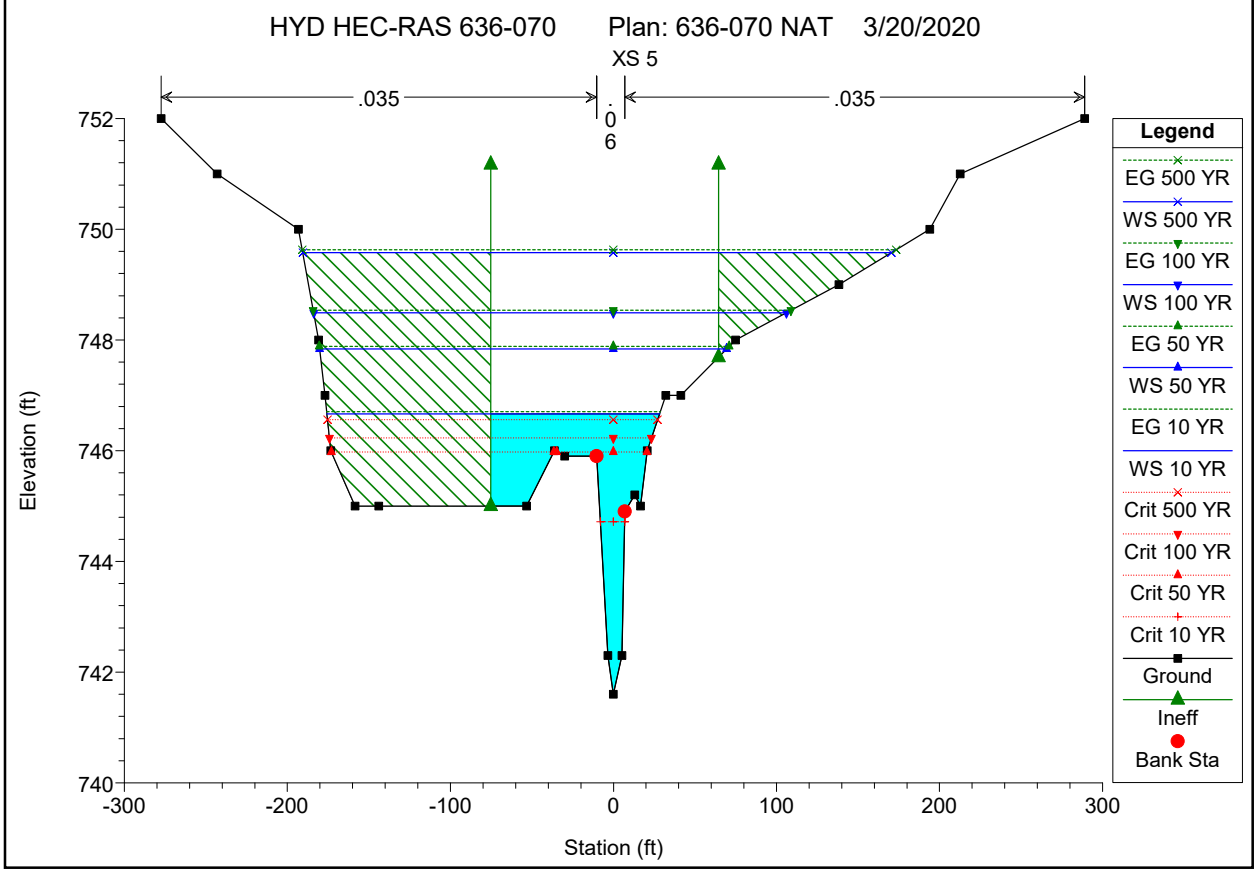
HYD HEC-RAS 636-070 Plan: 636-070 NAT 3/20/2020
XS 5
.035
.06
.035
Elevation (ft)
Station (ft)
Legend
EG 500 YR
WS 500 YR
EG 100 YR
WS 100 YR
EG 50 YR
WS 50 YR
EG 10 YR
WS 10 YR
Crit 500 YR
Crit 100 YR
Crit 50 YR
Crit 10 YR
Ground
Ineff
Bank Sta

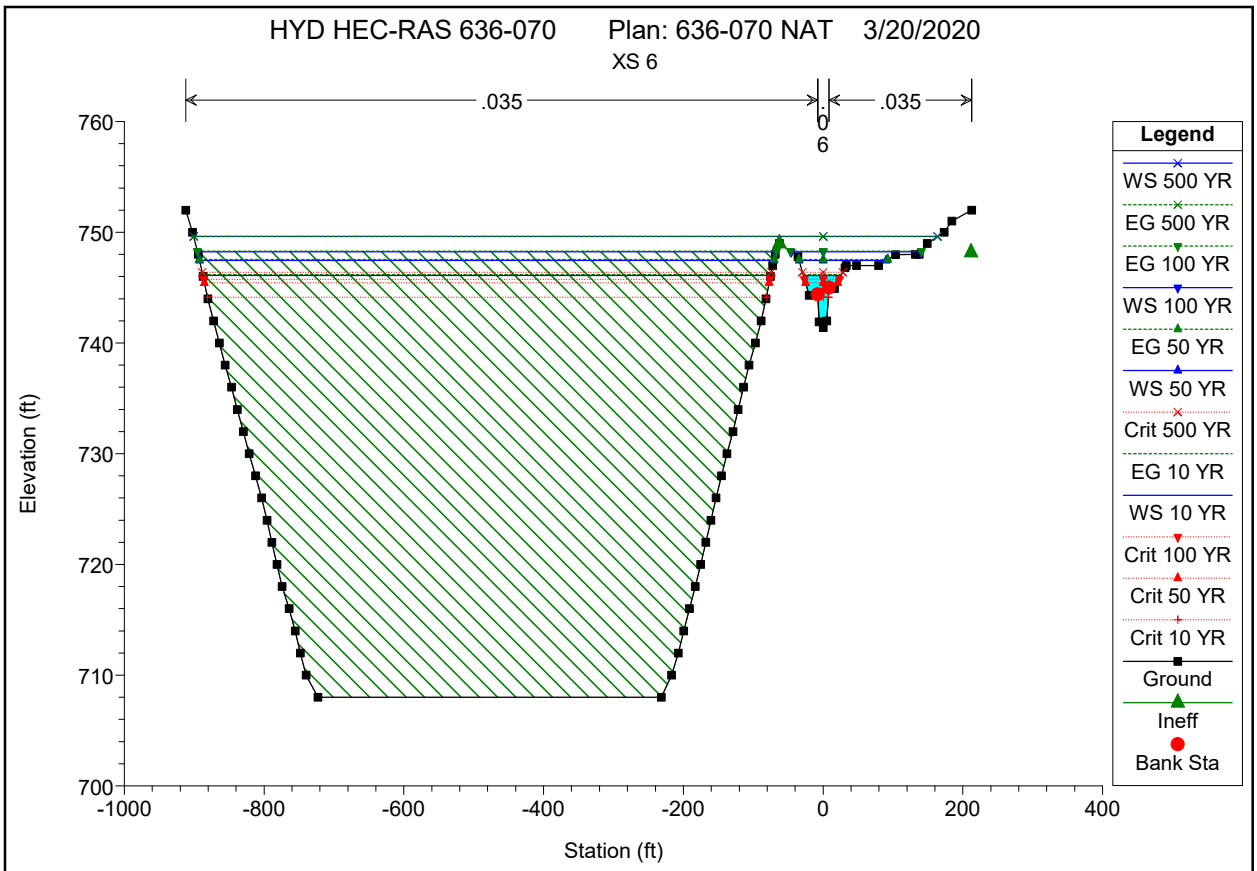
HYD HEC-RAS 636-070 Plan: 636-070 NAT 3/20/2020
XS 6
.035
.035
Elevation (ft)
Station (ft)
Legend
WS 500 YR
EG 500 YR
EG 100 YR
WS 100 YR
EG 50 YR
WS 50 YR
Crit 500 YR
EG 10 YR
WS 10 YR
Crit 100 YR
Crit 50 YR
Crit 10 YR
Ground
Ineff
Bank Sta

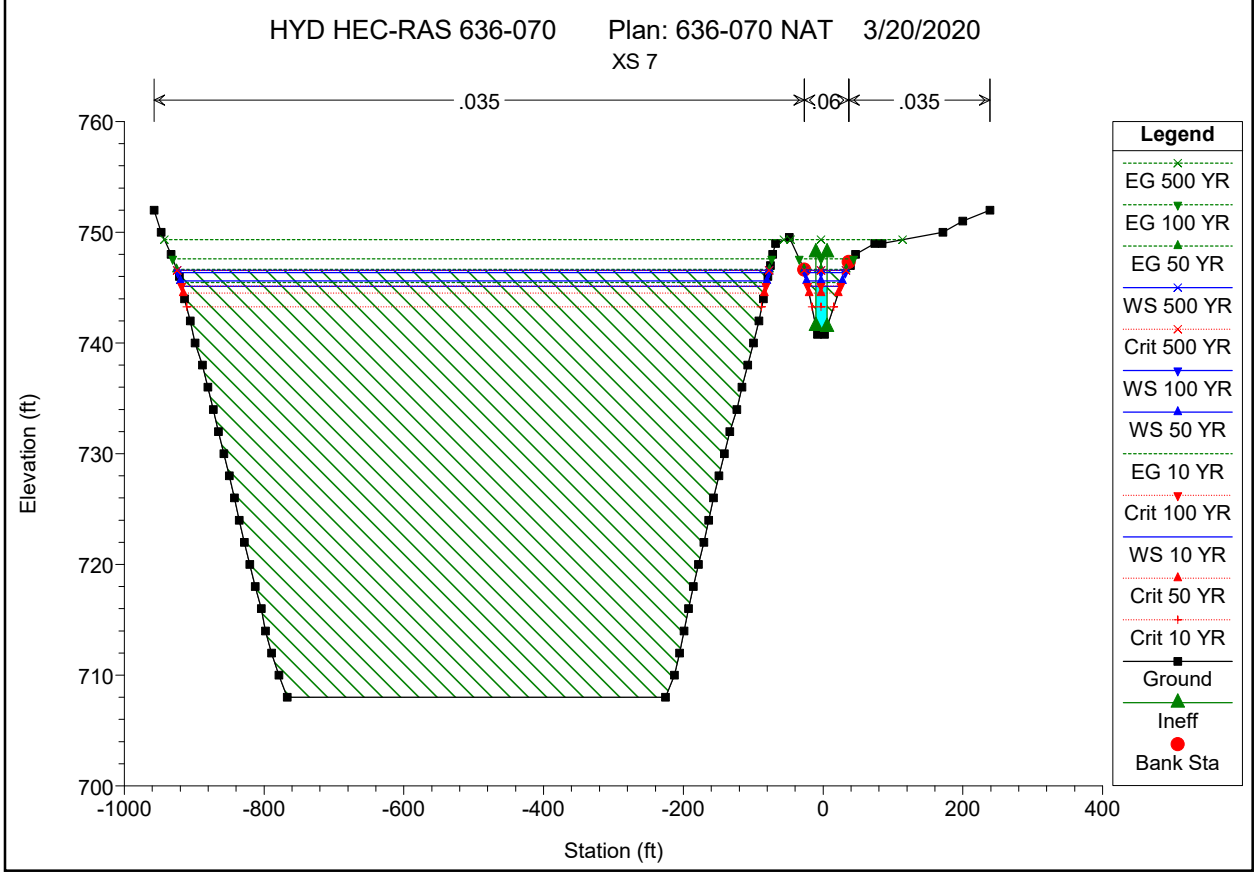
HYD HEC-RAS 636-070 Plan: 636-070 NAT 3/20/2020
XS 7
.035
.06
.035
Elevation (ft)
Station (ft)
Legend
EG 500 YR
EG 100 YR
EG 50 YR
WS 500 YR
Crit 500 YR
WS 100 YR
WS 50 YR
EG 10 YR
Crit 100 YR
WS 10 YR
Crit 50 YR
Crit 10 YR
Ground
Ineff
Bank Sta

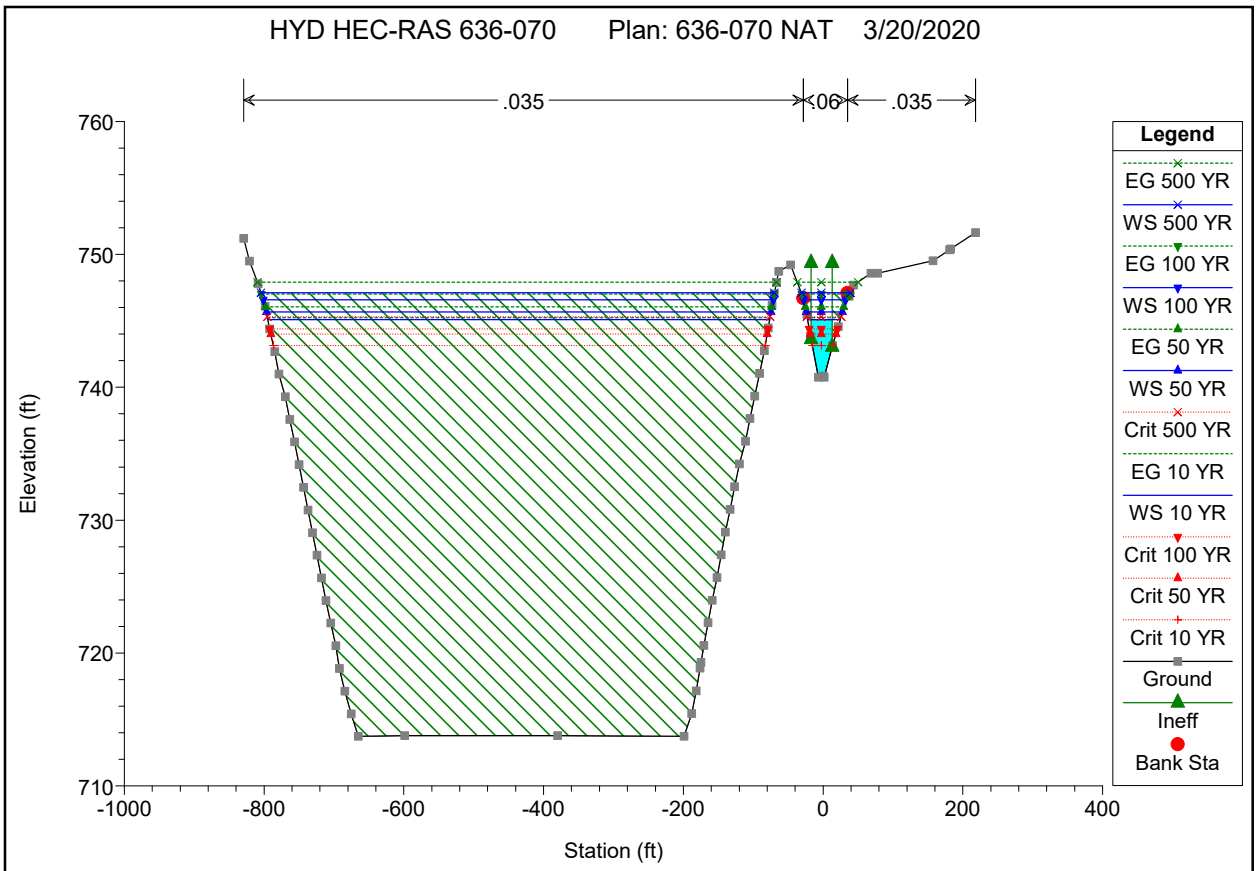
HYD HEC-RAS 636-070 Plan: 636-070 NAT 3/20/2020
.035
.06
.035
Elevation (ft)
Station (ft)
Legend
EG 500 YR
WS 500 YR
EG 100 YR
WS 100 YR
EG 50 YR
WS 50 YR
Crit 500 YR
EG 10 YR
WS 10 YR
Crit 100 YR
Crit 50 YR
Crit 10 YR
Ground
Ineff
Bank Sta

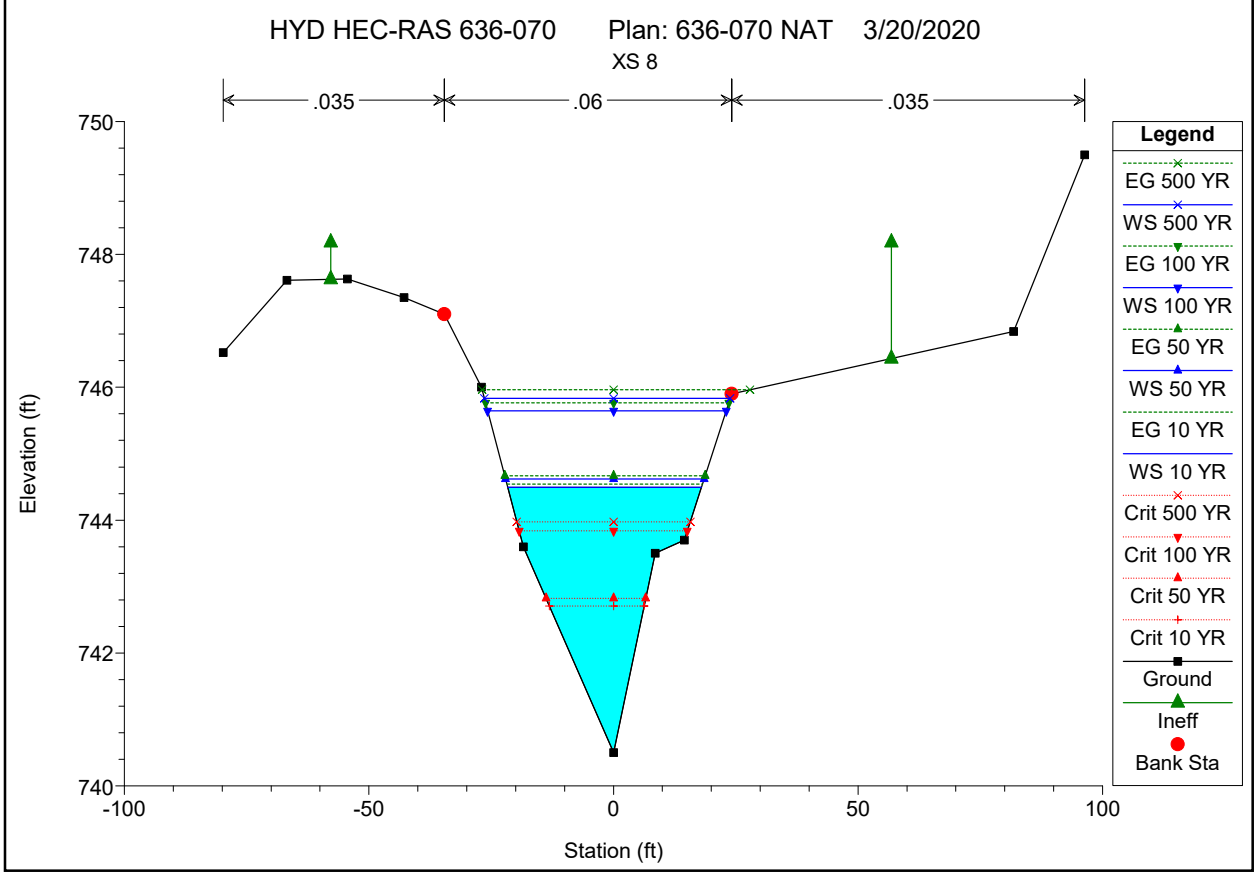
HYD HEC-RAS 636-070 Plan: 636-070 NAT 3/20/2020
XS 8
.035
.06
.035
Elevation (ft)
Station (ft)
Legend
EG 500 YR
WS 500 YR
EG 100 YR
WS 100 YR
EG 50 YR
WS 50 YR
EG 10 YR
WS 10 YR
Crit 500 YR
Crit 100 YR
Crit 50 YR
Crit 10 YR
Ground
Ineff
Bank Sta

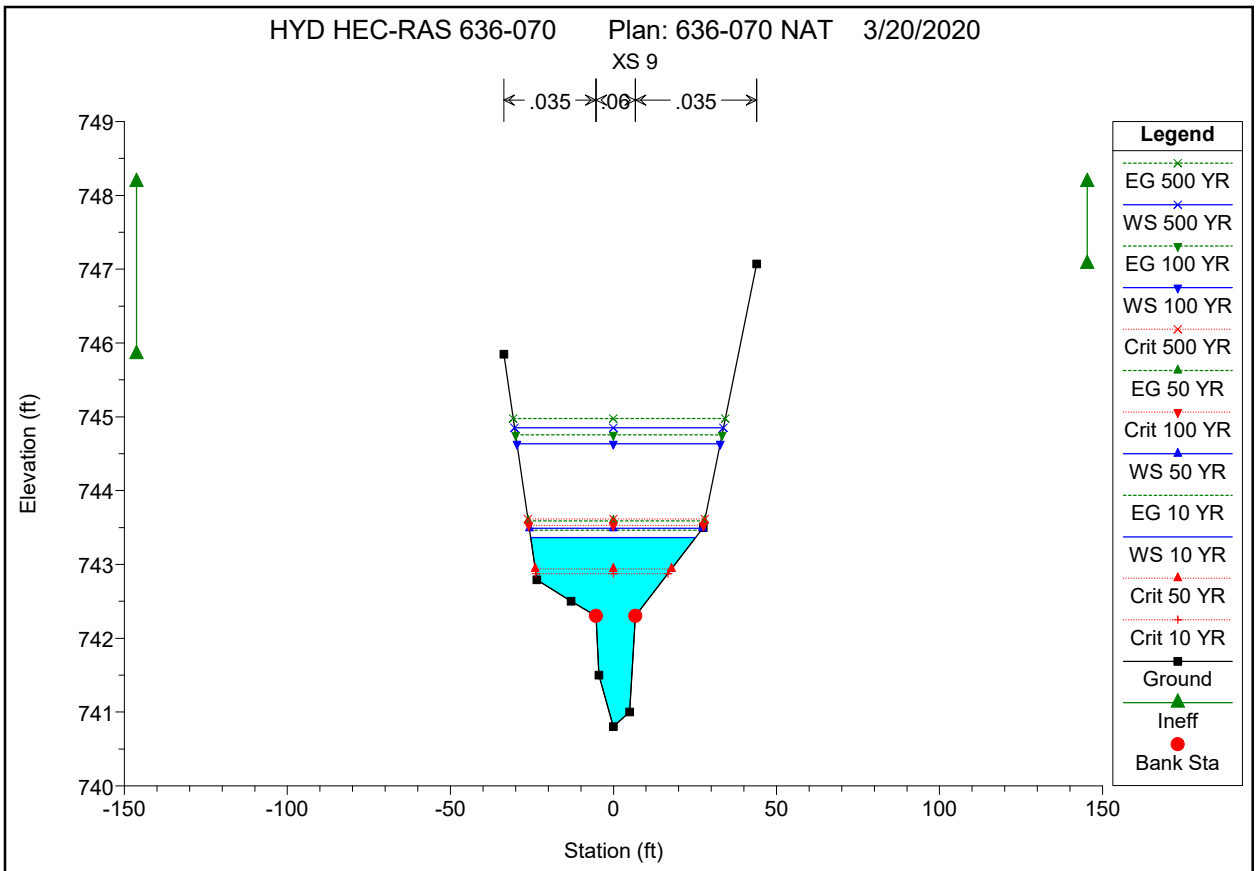
HYD HEC-RAS 636-070 Plan: 636-070 NAT 3/20/2020
XS 9
.035
.06
.035
Elevation (ft)
Station (ft)
Legend
EG 500 YR
WS 500 YR
EG 100 YR
WS 100 YR
Crit 500 YR
EG 50 YR
Crit 100 YR
WS 50 YR
EG 10 YR
WS 10 YR
Crit 50 YR
Crit 10 YR
Ground
Ineff
Bank Sta

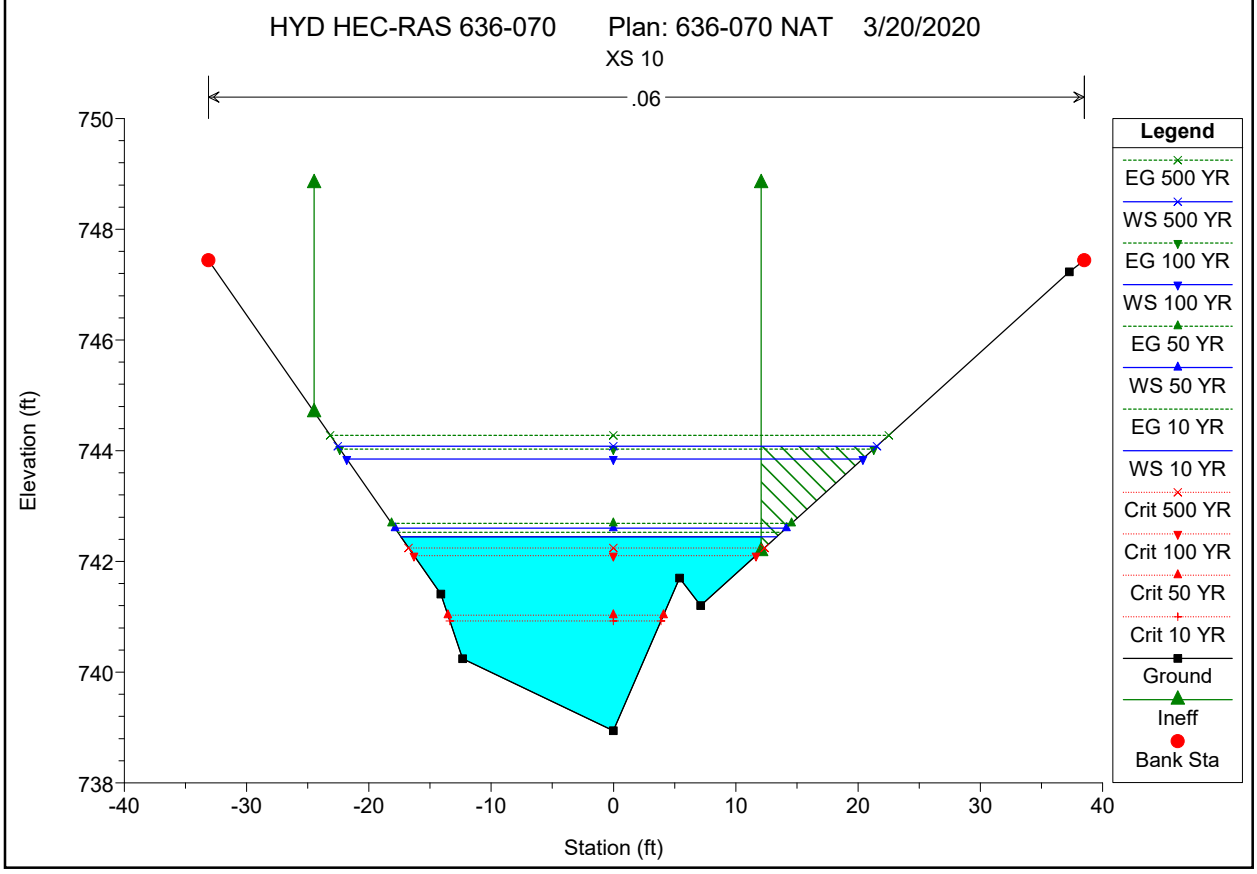
HYD HEC-RAS 636-070 Plan: 636-070 NAT 3/20/2020
XS 10
.06
Elevation (ft)
Station (ft)
Legend
EG 500 YR
WS 500 YR
EG 100 YR
WS 100 YR
EG 50 YR
WS 50 YR
EG 10 YR
WS 10 YR
Crit 500 YR
Crit 100 YR
Crit 50 YR
Crit 10 YR
Ground
Ineff
Bank Sta

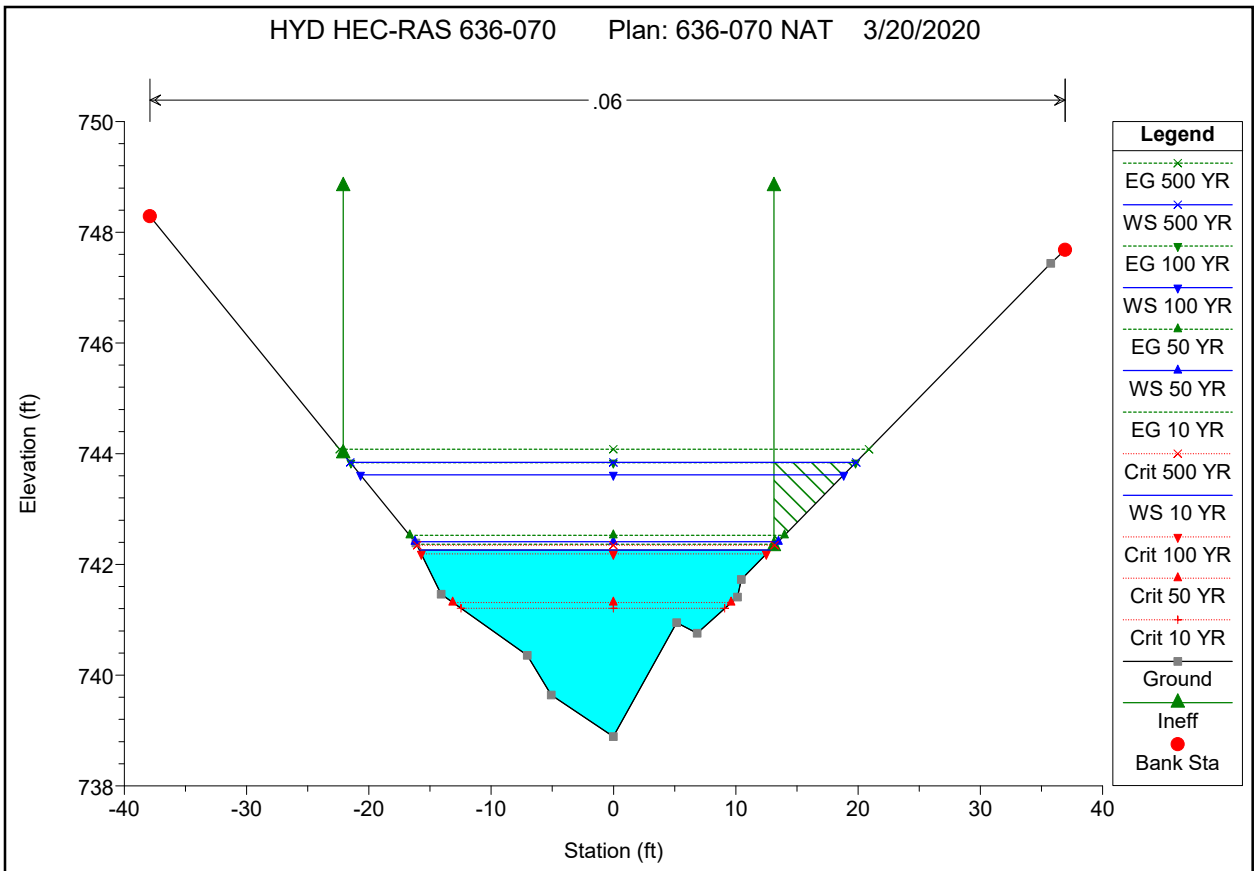
HYD HEC-RAS 636-070 Plan: 636-070 NAT 3/20/2020
.06
Elevation (ft)
Station (ft)
Legend
EG 500 YR
WS 500 YR
EG 100 YR
WS 100 YR
EG 50 YR
WS 50 YR
EG 10 YR
Crit 500 YR
WS 10 YR
Crit 100 YR
Crit 50 YR
Crit 10 YR
Ground
Ineff
Bank Sta

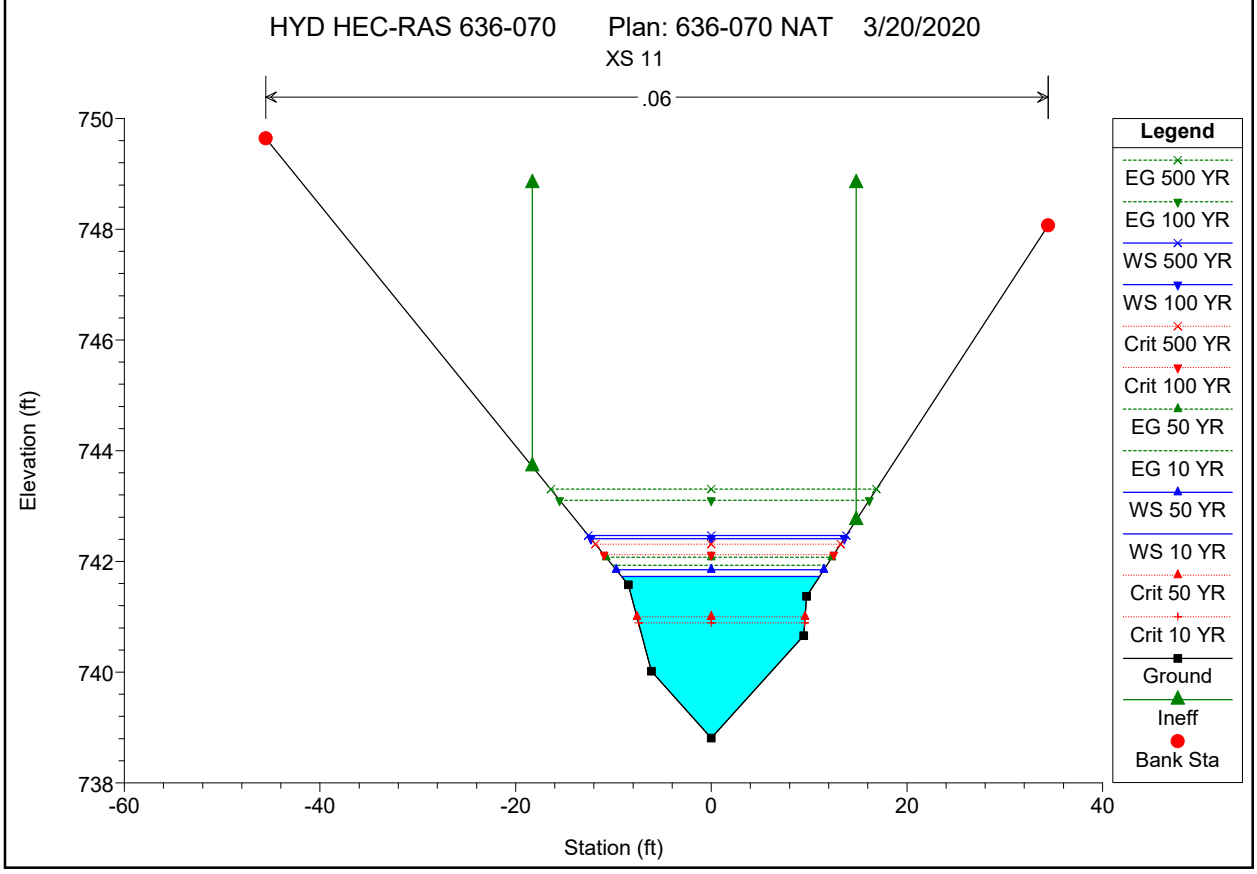
HYD HEC-RAS 636-070 Plan: 636-070 NAT 3/20/2020
XS 11
.06
Elevation (ft)
Station (ft)
Legend
EG 500 YR
EG 100 YR
WS 500 YR
WS 100 YR
Crit 500 YR
Crit 100 YR
EG 50 YR
EG 10 YR
WS 50 YR
WS 10 YR
Crit 50 YR
Crit 10 YR
Ground
Ineff
Bank Sta

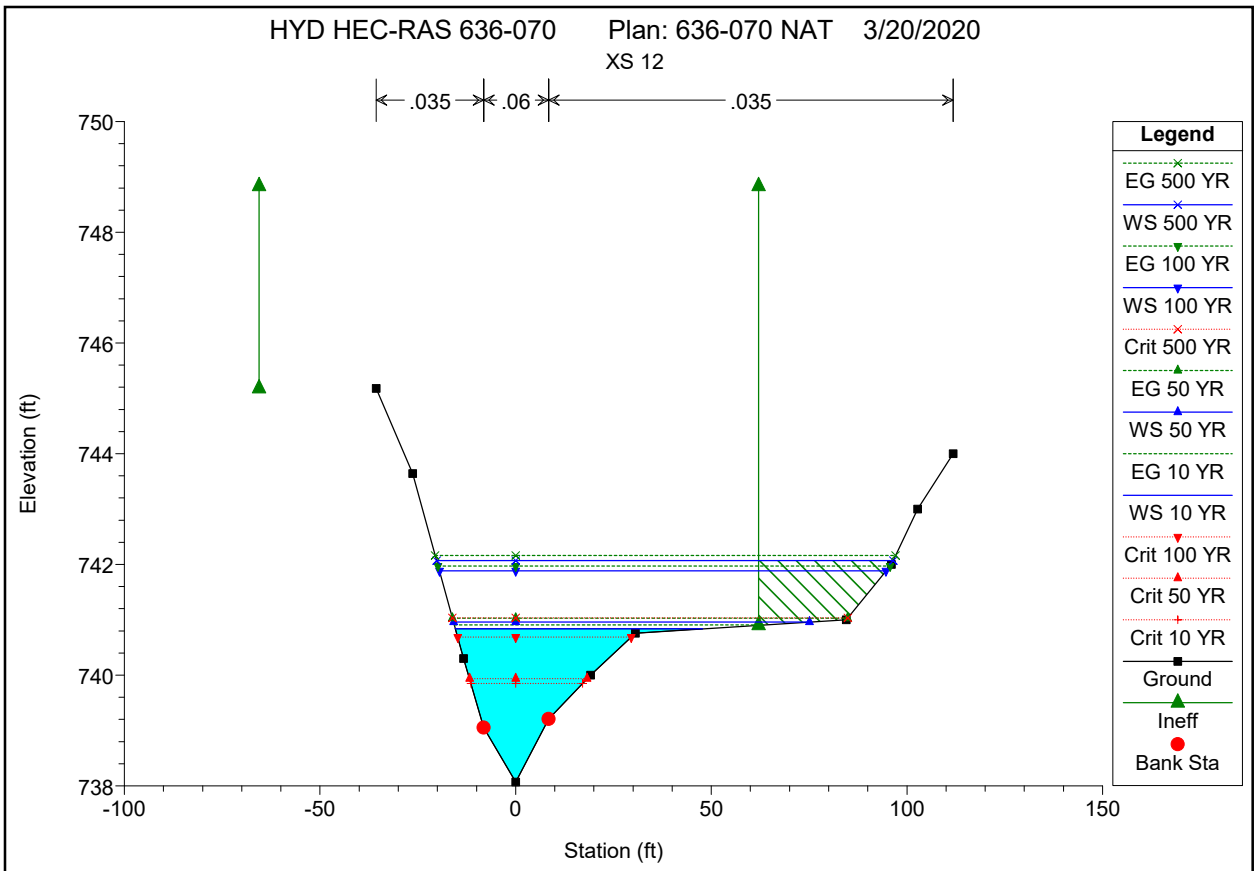
HYD HEC-RAS 636-070 Plan: 636-070 NAT 3/20/2020
XS 12
.035
.06
.035
Elevation (ft)
Station (ft)
Legend
EG 500 YR
WS 500 YR
EG 100 YR
WS 100 YR
Crit 500 YR
EG 50 YR
WS 50 YR
EG 10 YR
WS 10 YR
Crit 100 YR
Crit 50 YR
Crit 10 YR
Ground
Ineff
Bank Sta

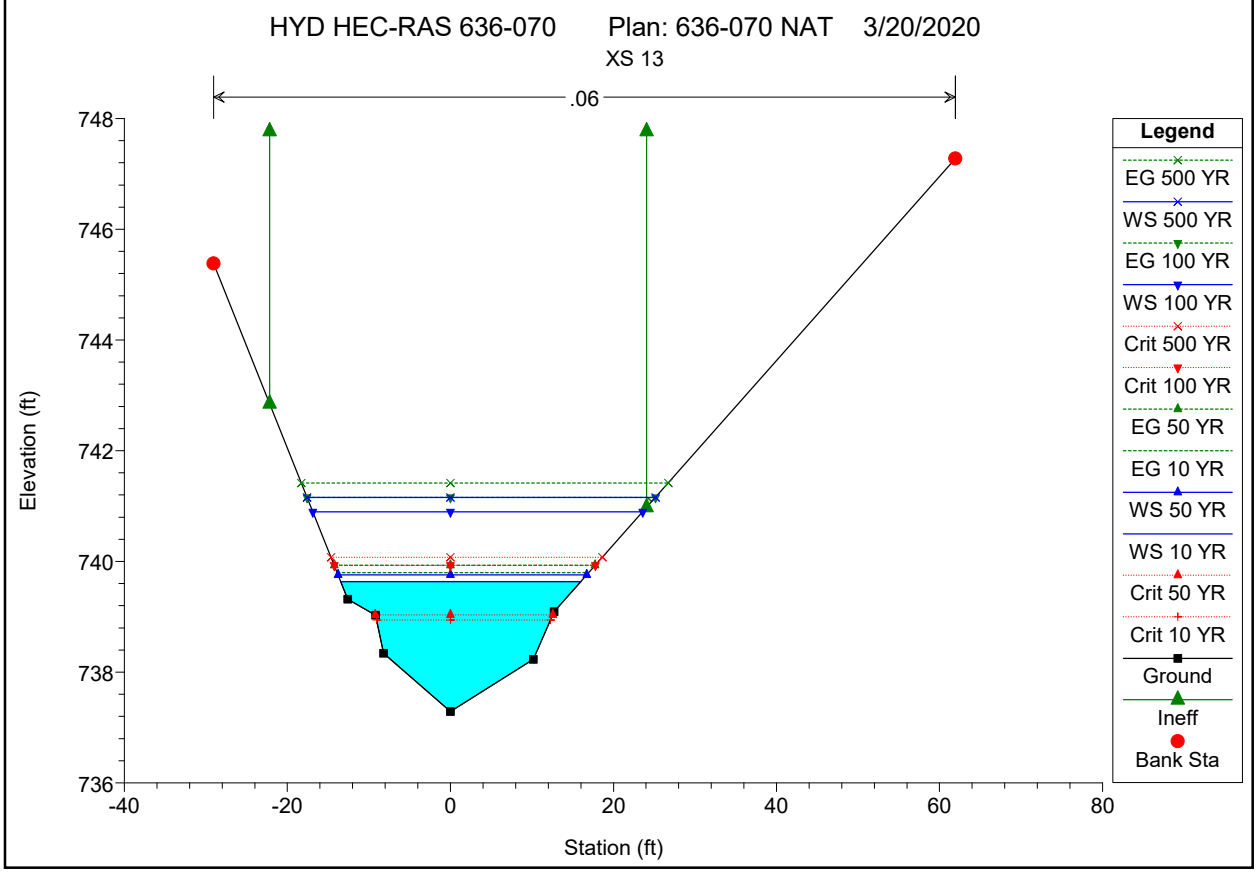
HYD HEC-RAS 636-070 Plan: 636-070 NAT 3/20/2020
XS 13
.06
Elevation (ft)
Station (ft)
Legend
EG 500 YR
WS 500 YR
EG 100 YR
WS 100 YR
Crit 500 YR
Crit 100 YR
EG 50 YR
EG 10 YR
WS 50 YR
WS 10 YR
Crit 50 YR
Crit 10 YR
Ground
Ineff
Bank Sta

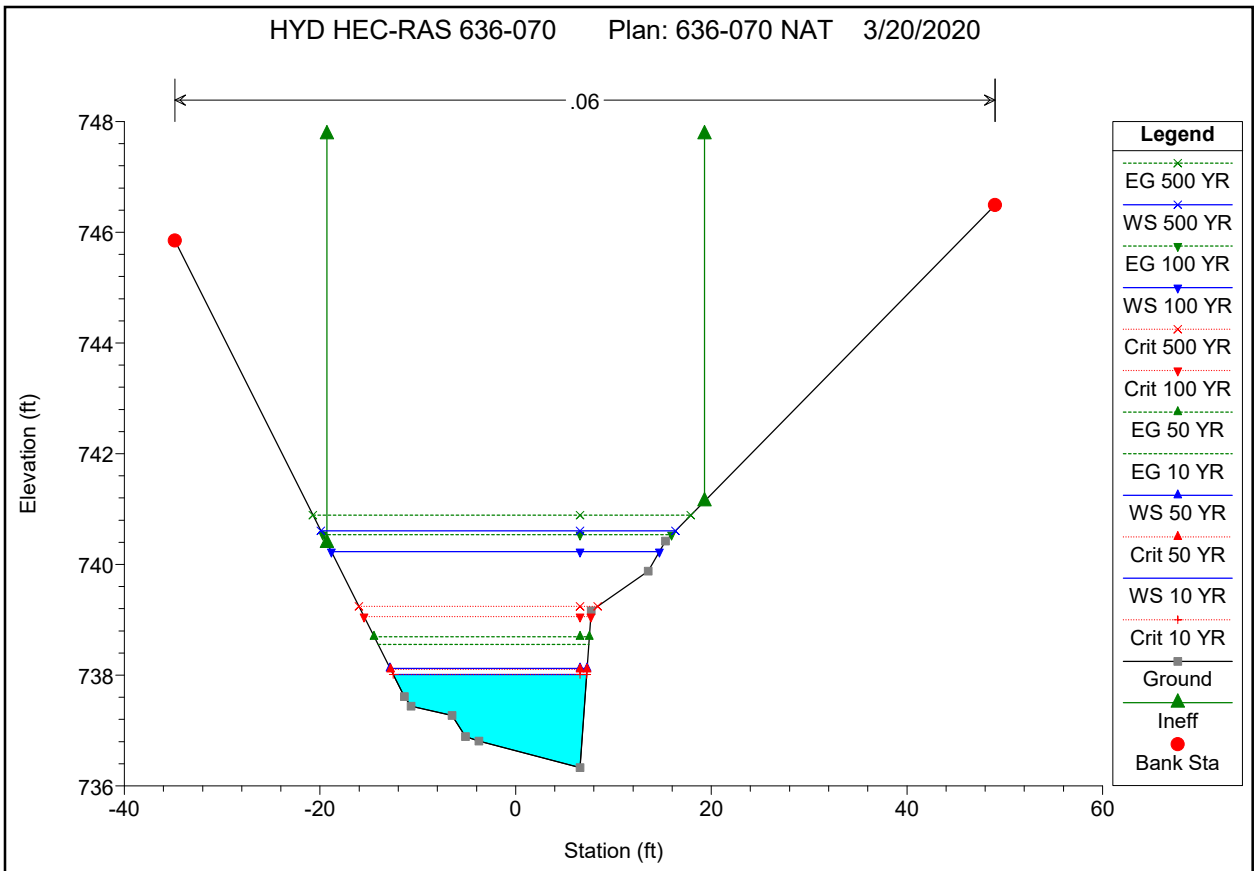
HYD HEC-RAS 636-070 Plan: 636-070 NAT 3/20/2020
.06
Elevation (ft)
Station (ft)
Legend
EG 500 YR
WS 500 YR
EG 100 YR
WS 100 YR
Crit 500 YR
Crit 100 YR
EG 50 YR
EG 10 YR
WS 50 YR
Crit 50 YR
WS 10 YR
Crit 10 YR
Ground
Ineff
Bank Sta

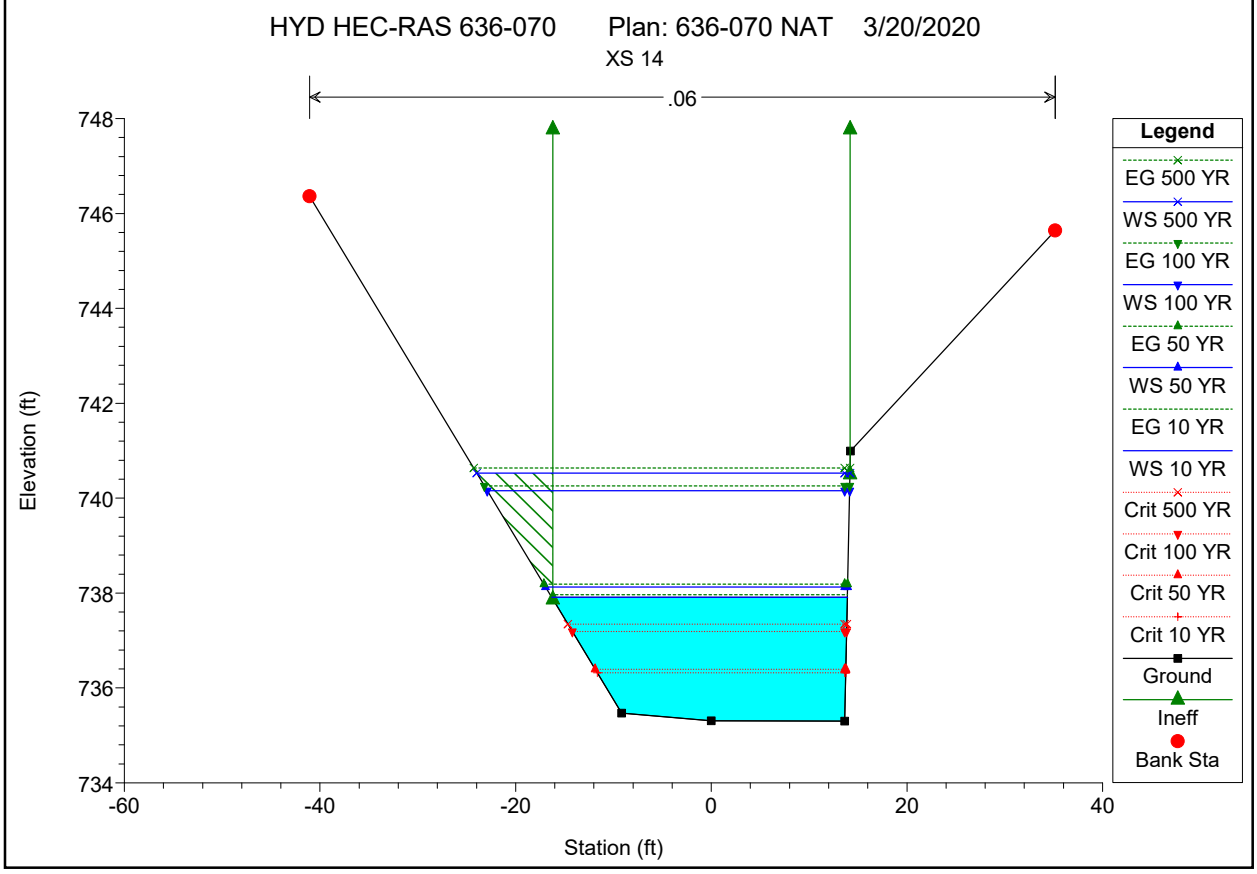
HYD HEC-RAS 636-070 Plan: 636-070 NAT 3/20/2020
XS 14
.06
Elevation (ft)
Station (ft)
Legend
EG 500 YR
WS 500 YR
EG 100 YR
WS 100 YR
EG 50 YR
WS 50 YR
EG 10 YR
WS 10 YR
Crit 500 YR
Crit 100 YR
Crit 50 YR
Crit 10 YR
Ground
Ineff
Bank Sta

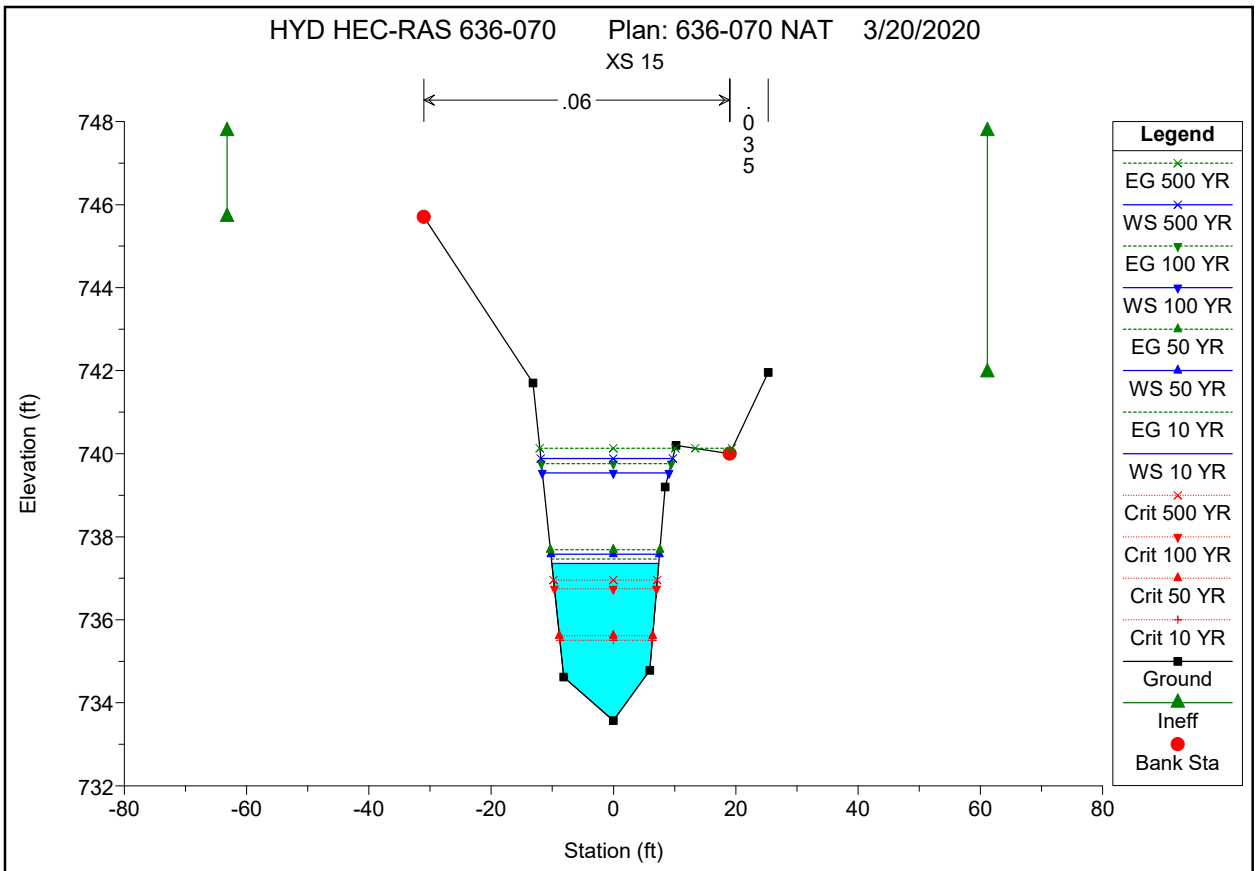
HYD HEC-RAS 636-070 Plan: 636-070 NAT 3/20/2020
XS 15
.06
.035
Elevation (ft)
Station (ft)
Legend
EG 500 YR
WS 500 YR
EG 100 YR
WS 100 YR
EG 50 YR
WS 50 YR
EG 10 YR
WS 10 YR
Crit 500 YR
Crit 100 YR
Crit 50 YR
Crit 10 YR
Ground
Ineff
Bank Sta

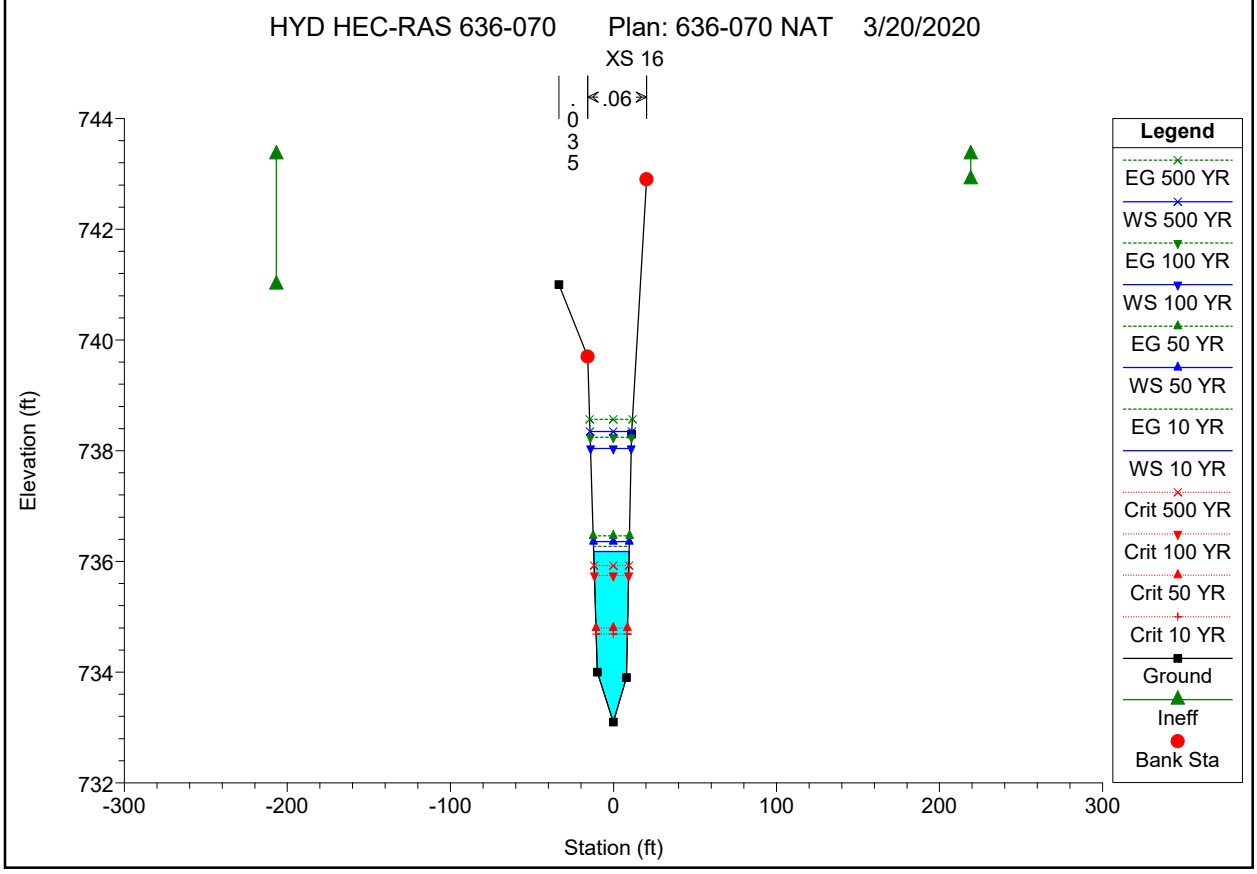
HYD HEC-RAS 636-070 Plan: 636-070 NAT 3/20/2020
XS 16
.035
.06
Elevation (ft)
Station (ft)
Legend
EG 500 YR
WS 500 YR
EG 100 YR
WS 100 YR
EG 50 YR
WS 50 YR
EG 10 YR
WS 10 YR
Crit 500 YR
Crit 100 YR
Crit 50 YR
Crit 10 YR
Ground
Ineff
Bank Sta

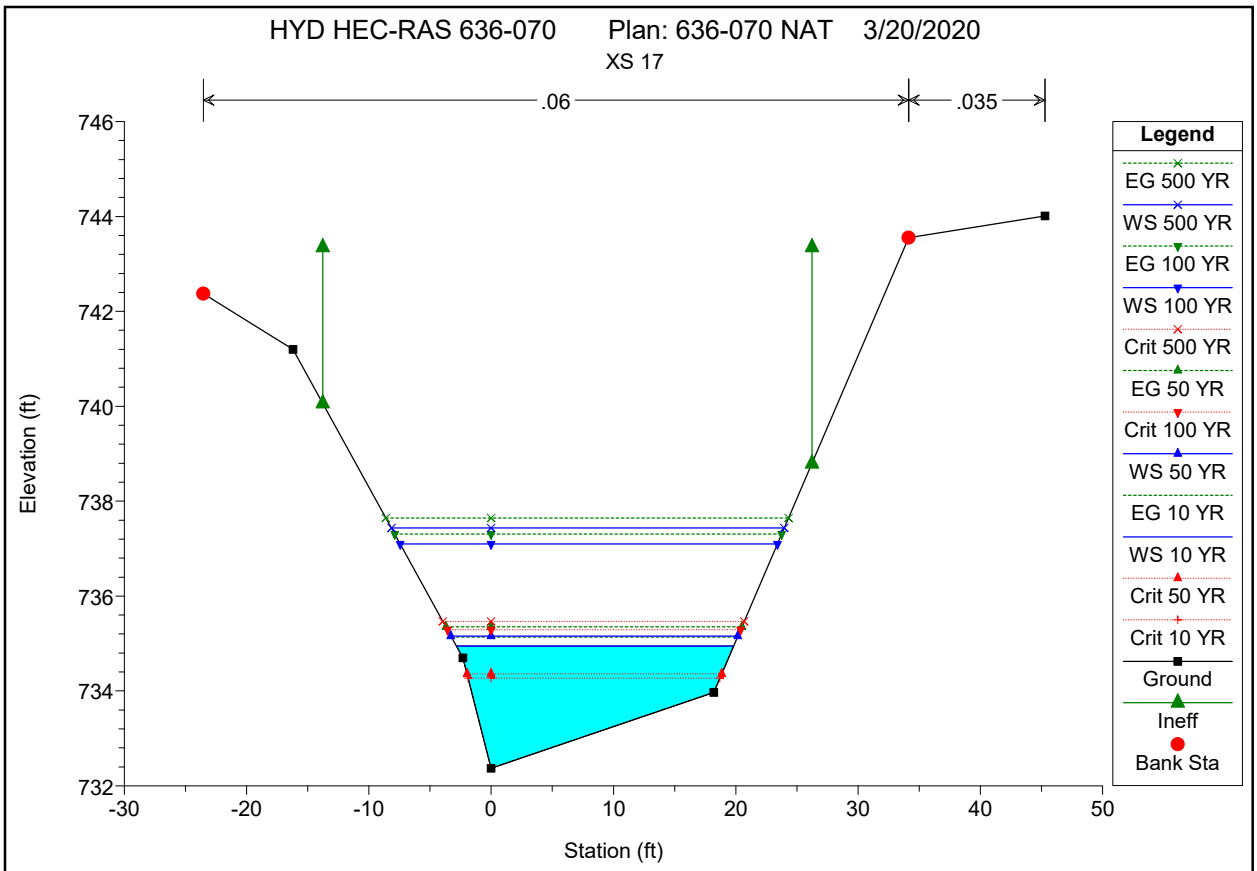
HYD HEC-RAS 636-070 Plan: 636-070 NAT 3/20/2020
XS 17
.06
.035
Elevation (ft)
Station (ft)
Legend
EG 500 YR
WS 500 YR
EG 100 YR
WS 100 YR
Crit 500 YR
EG 50 YR
Crit 100 YR
WS 50 YR
EG 10 YR
WS 10 YR
Crit 50 YR
Crit 10 YR
Ground
Ineff
Bank Sta

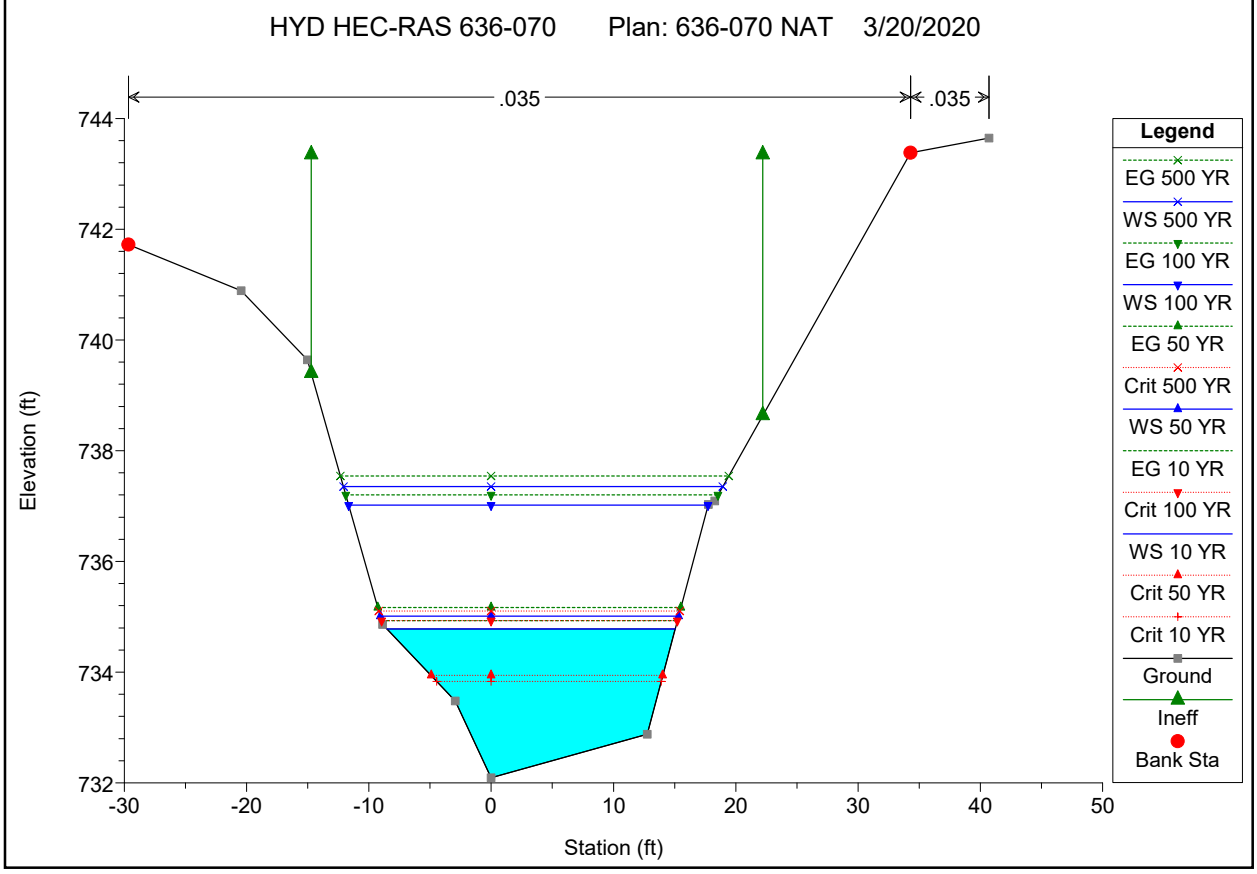
HYD HEC-RAS 636-070 Plan: 636-070 NAT 3/20/2020
.035
.035
Elevation (ft)
Station (ft)
Legend
EG 500 YR
WS 500 YR
EG 100 YR
WS 100 YR
EG 50 YR
Crit 500 YR
WS 50 YR
EG 10 YR
Crit 100 YR
WS 10 YR
Crit 50 YR
Crit 10 YR
Ground
Ineff
Bank Sta

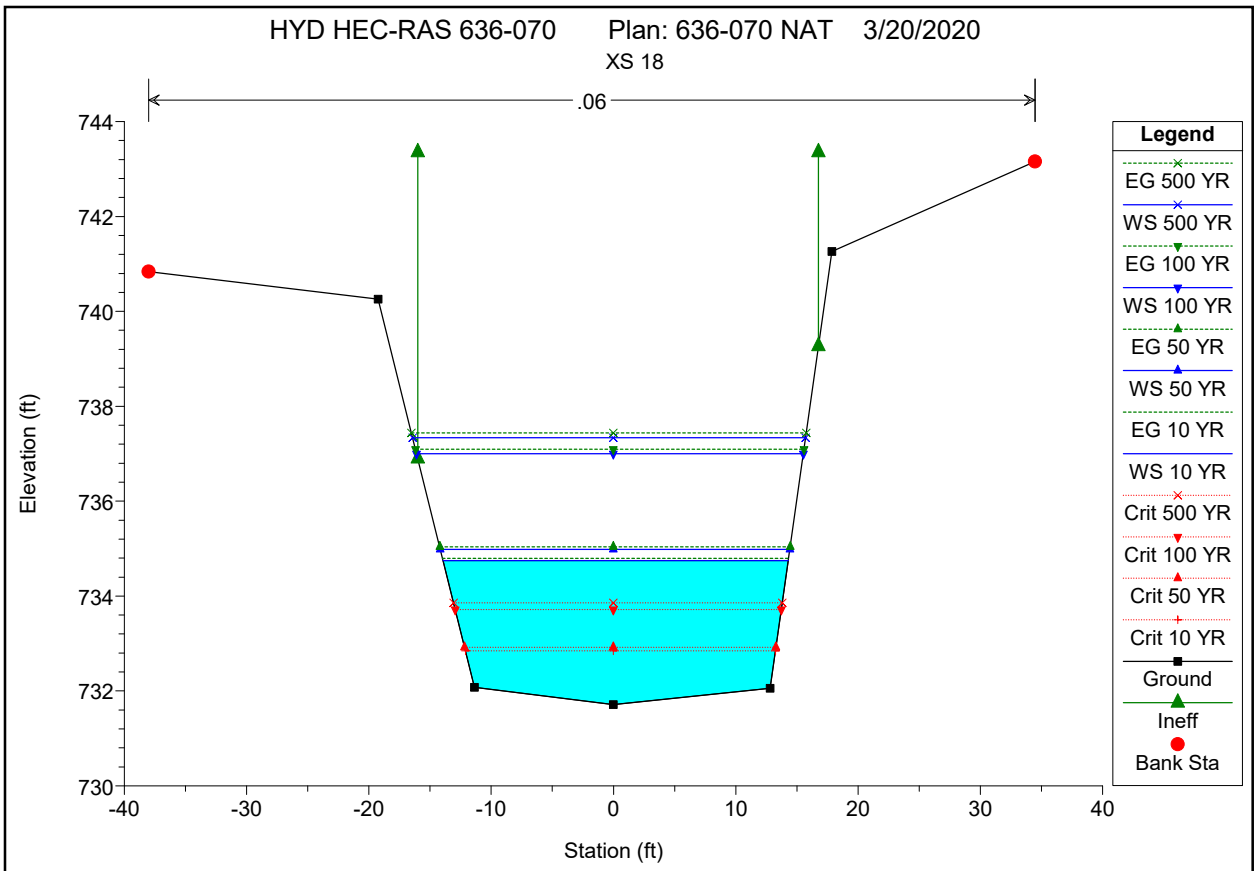
HYD HEC-RAS 636-070 Plan: 636-070 NAT 3/20/2020
XS 18
.06
Elevation (ft)
Station (ft)
Legend
EG 500 YR
WS 500 YR
EG 100 YR
WS 100 YR
EG 50 YR
WS 50 YR
EG 10 YR
WS 10 YR
Crit 500 YR
Crit 100 YR
Crit 50 YR
Crit 10 YR
Ground
Ineff
Bank Sta

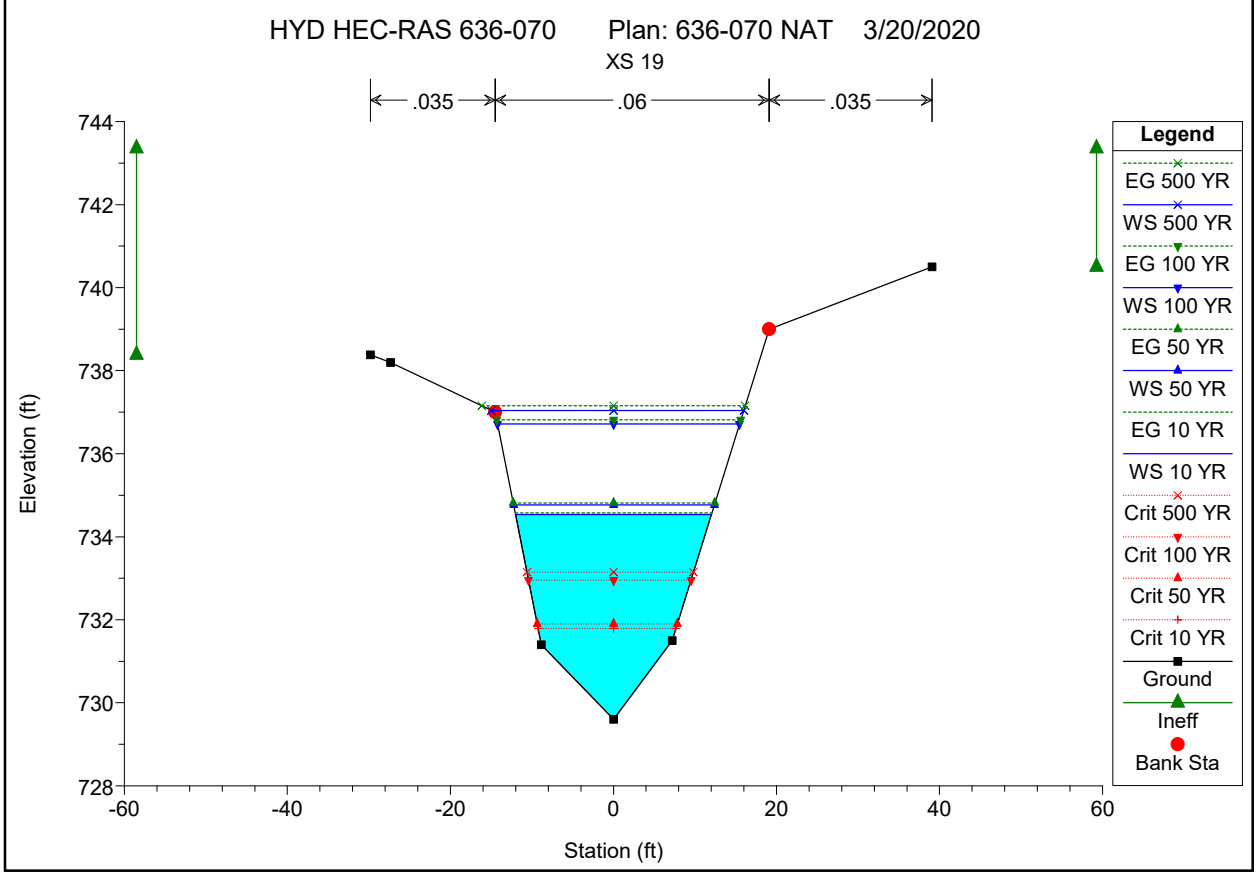
HYD HEC-RAS 636-070 Plan: 636-070 NAT 3/20/2020
XS 19
.035
.06
.035
Elevation (ft)
Station (ft)
Legend
EG 500 YR
WS 500 YR
EG 100 YR
WS 100 YR
EG 50 YR
WS 50 YR
EG 10 YR
WS 10 YR
Crit 500 YR
Crit 100 YR
Crit 50 YR
Crit 10 YR
Ground
Ineff
Bank Sta

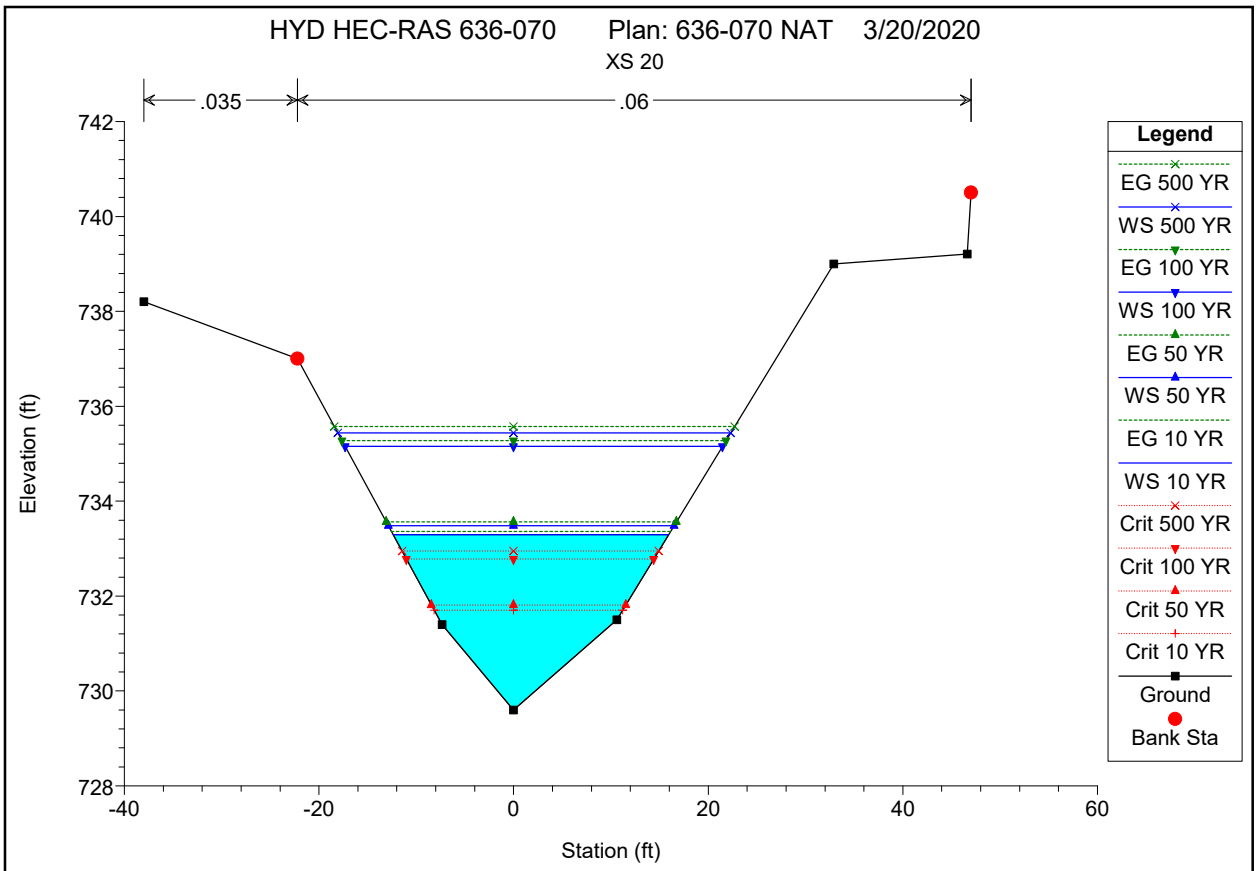
HYD HEC-RAS 636-070 Plan: 636-070 NAT 3/20/2020
XS 20
.035
.06
Elevation (ft)
Station (ft)
742
740
738
736
734
732
730
728
-40
-20
0
20
40
60
Legend
EG 500 YR
WS 500 YR
EG 100 YR
WS 100 YR
EG 50 YR
WS 50 YR
EG 10 YR
WS 10 YR
Crit 500 YR
Crit 100 YR
Crit 50 YR
Crit 10 YR
Ground
Bank Sta

HEC-RAS

PROPOSED CONDITIONS

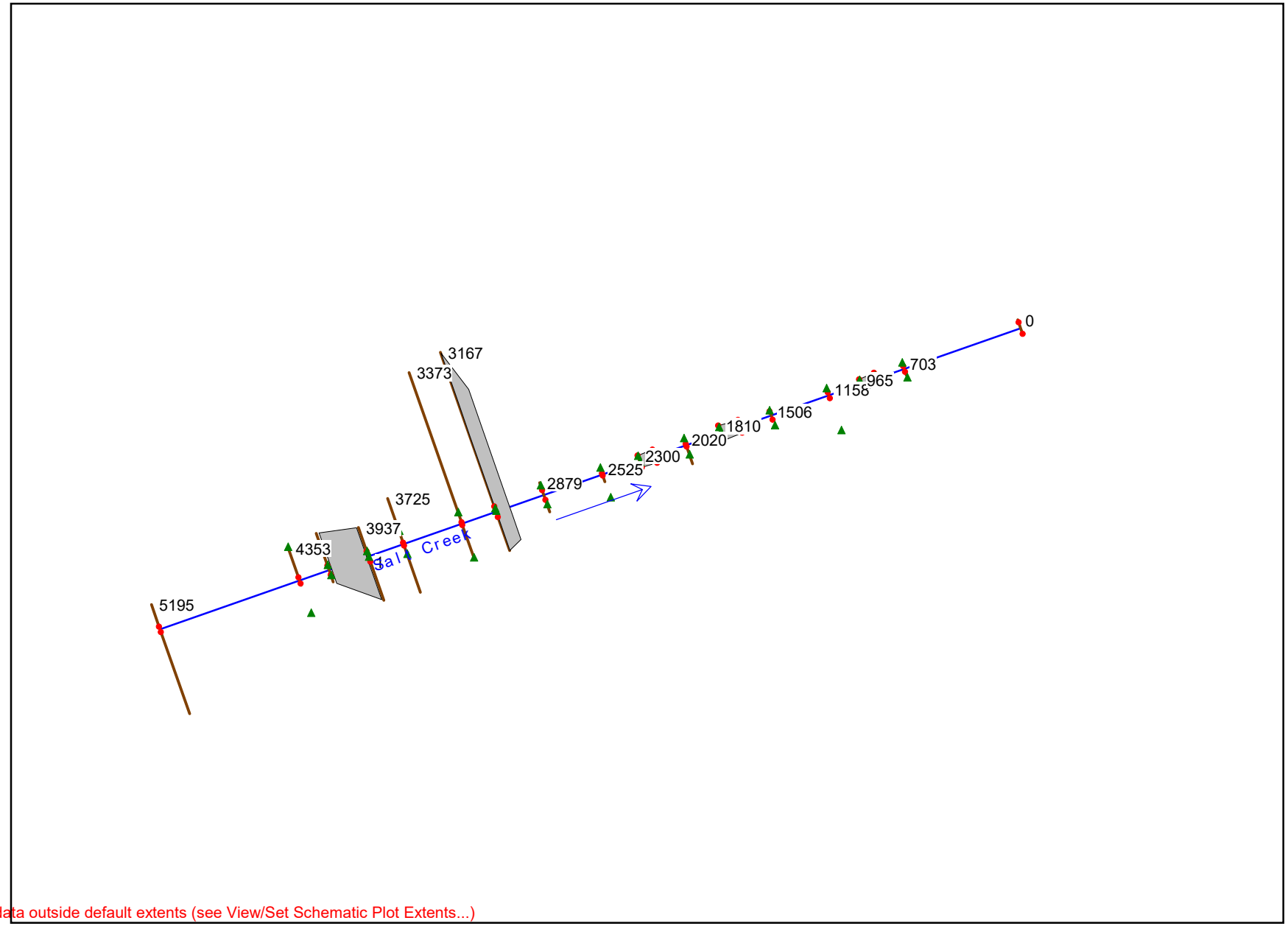

Some schematic data outside default extents (see View/Set Schematic Plot Extents...)

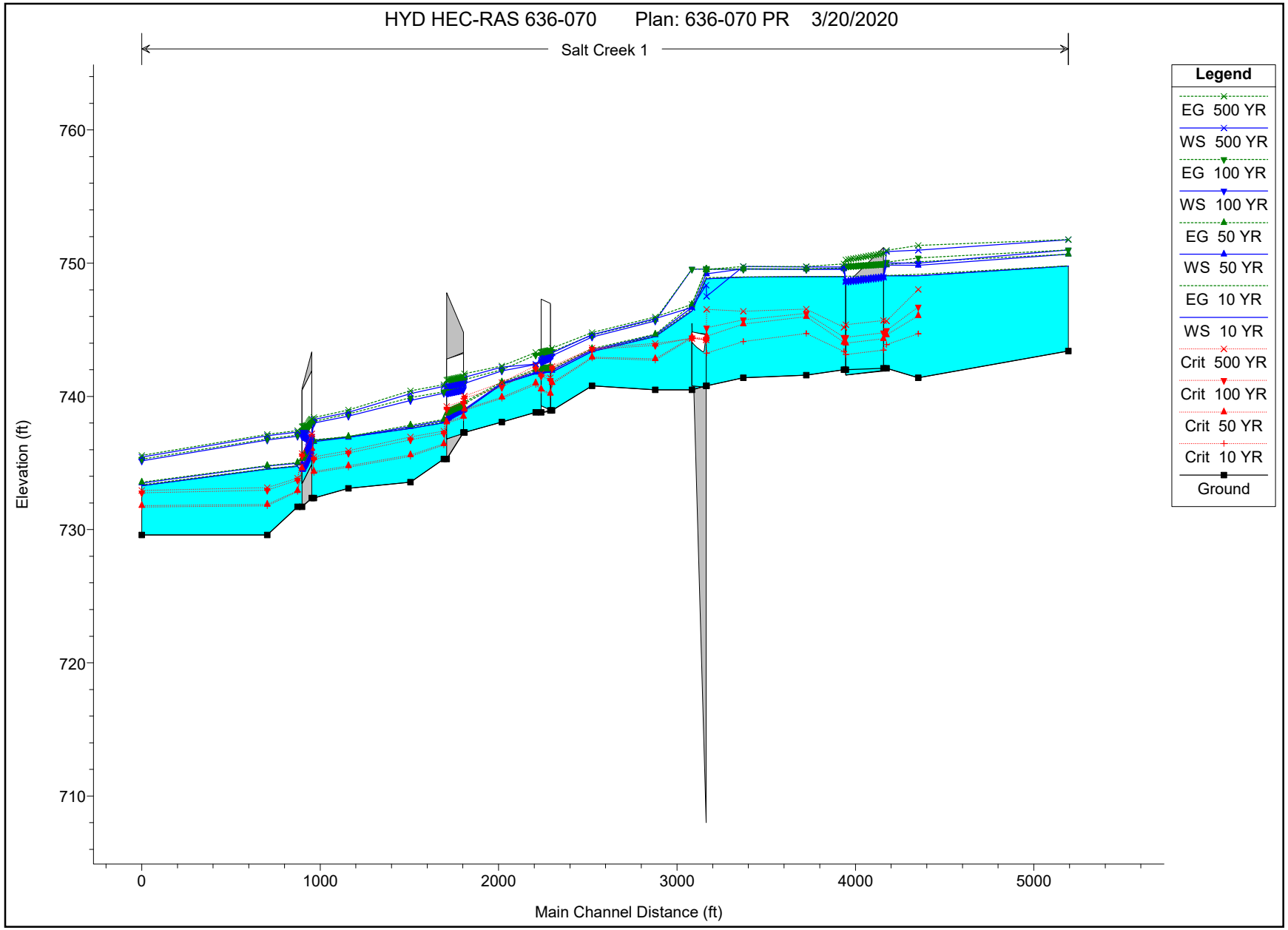
HYD HEC-RAS 636-070 Plan: 636-070 PR 3/20/2020
Salt Creek 1
Elevation (ft)
760
750
740
730
720
710
0
1000
2000
3000
4000
5000
Main Channel Distance (ft)
Legend
EG 500 YR
WS 500 YR
EG 100 YR
WS 100 YR
EG 50 YR
WS 50 YR
EG 10 YR
WS 10 YR
Crit 500 YR
Crit 100 YR
Crit 50 YR
Crit 10 YR
Ground

HEC-RAS Plan: PR River: Salt Creek Reach: 1

Reach	River Sta	Profile	Q Total	Min Ch El	W.S. Elev	Crit W.S.	E.G. Elev	E.G. Slope	Vel Chnl	Flow Area	Top Width	Froude # Chl
			(cfs)	(ft)	(ft)	(ft)	(ft)	(ft/ft)	(ft/s)	(sq ft)	(ft)	
1	5195	10 YR	259.00	743.40	749.79		749.81	0.000413	1.24	280.63	281.49	0.11
1	5195	50 YR	504.00	743.40	750.67		750.68	0.000247	1.09	612.58	433.98	0.08
1	5195	100 YR	650.00	743.40	751.01		751.02	0.000221	1.07	766.03	476.19	0.08
1	5195	500 YR	994.00	743.40	751.76		751.77	0.000162	1.00	1138.64	516.73	0.07
1	4353	10 YR	259.00	741.40	749.06	744.71	749.16	0.001913	2.49	103.83	23.34	0.21
1	4353	50 YR	504.00	741.40	749.84	746.06	750.10	0.004826	4.08	123.48	26.92	0.34
1	4353	100 YR	650.00	741.40	750.05	746.72	750.44	0.007190	5.03	130.48	56.02	0.41
1	4353	500 YR	994.00	741.40	750.98	748.03	751.33	0.006802	5.11	236.83	172.27	0.41
1	4175	10 YR	259.00	742.11	749.06	743.88	749.07	0.000141	0.88	297.65	76.81	0.07
1	4175	50 YR	504.00	742.11	749.86	744.62	749.89	0.000322	1.45	346.66	101.34	0.10
1	4175	100 YR	650.00	742.11	750.08	744.96	750.13	0.000472	1.80	360.27	107.25	0.13
1	4175	500 YR	994.00	742.11	750.87	745.67	750.96	0.000723	2.41	408.76	122.43	0.16
1	4053		Culvert									
1	3937	10 YR	259.00	742.00	748.99	743.37	749.01	0.000170	1.13	229.11	142.35	0.08
1	3937	50 YR	504.00	742.00	749.57	744.07	749.63	0.000489	2.03	248.74	207.12	0.13
1	3937	100 YR	650.00	742.00	749.59	744.44	749.70	0.000803	2.60	249.63	210.06	0.17
1	3937	500 YR	994.00	742.00	749.71	745.18	749.95	0.001783	3.92	253.57	223.09	0.25
1	3725	10 YR	259.00	741.60	748.98	744.72	748.98	0.000042	0.48	466.10	323.77	0.03
1	3725	50 YR	504.00	741.60	749.57	745.98	749.58	0.000092	0.77	547.87	360.26	0.05
1	3725	100 YR	650.00	741.60	749.59	746.23	749.61	0.000150	0.98	551.38	361.81	0.07
1	3725	500 YR	994.00	741.60	749.71	746.56	749.76	0.000318	1.44	568.09	369.24	0.10
1	3373	10 YR	259.00	741.40	748.96	744.13	748.97	0.000064	0.64	473.87	1045.78	0.04
1	3373	50 YR	504.00	741.40	749.57	745.43	749.57	0.000000	0.00	28656.22	1063.49	0.00
1	3373	100 YR	650.00	741.40	749.61	745.76	749.61	0.000000	0.00	28689.47	1064.37	0.00
1	3373	500 YR	994.00	741.40	749.74	746.39	749.74	0.000000	0.01	28837.46	1068.24	0.00
1	3167	10 YR	312.00	740.79	748.83	743.26	748.92	0.000665	2.51	124.43	982.39	0.16
1	3167	50 YR	603.00	740.79	749.21	744.51	749.54	0.002119	4.62	130.51	1029.66	0.28
1	3167	100 YR	765.00	740.79	748.99	745.14	749.55	0.003740	6.03	126.96	989.70	0.37
1	3167	500 YR	1184.00	740.79	747.52	746.54	749.54	0.017553	11.41	103.76	933.08	0.79
1	3125		Culvert									
1	2879	10 YR	128.00	740.50	744.49	742.71	744.54	0.002148	1.72	74.43	39.60	0.22
1	2879	50 YR	145.00	740.50	744.62	742.82	744.67	0.002288	1.82	79.51	40.60	0.23
1	2879	100 YR	344.00	740.50	745.66	743.84	745.78	0.003552	2.73	126.08	48.89	0.30
1	2879	500 YR	388.00	740.50	745.84	743.97	745.96	0.003760	2.88	134.75	50.28	0.31
1	2525	10 YR	128.00	740.80	743.37	742.88	743.47	0.004504	2.69	52.19	50.72	0.32
1	2525	50 YR	145.00	740.80	743.49	742.94	743.59	0.004270	2.71	58.04	53.04	0.31
1	2525	100 YR	344.00	740.80	744.46	743.53	744.60	0.003082	2.91	113.36	60.91	0.28
1	2525	500 YR	388.00	740.80	744.64	743.62	744.79	0.002928	2.94	124.65	62.36	0.28
1	2300	10 YR	128.00	738.94	741.83	740.92	742.00	0.010246	3.23	39.59	25.75	0.46
1	2300	50 YR	145.00	738.94	741.95	741.03	742.13	0.010734	3.40	42.69	26.72	0.47
1	2300	100 YR	344.00	738.94	743.06	742.11	743.39	0.011182	4.56	75.51	35.78	0.52
1	2300	500 YR	388.00	738.94	743.27	742.25	743.62	0.011023	4.72	82.20	37.50	0.52
1	2265		Culvert									
1	2209	10 YR	128.00	738.81	741.71	740.89	741.92	0.010902	3.62	35.40	20.12	0.48
1	2209	50 YR	145.00	738.81	741.80	741.00	742.04	0.012392	3.89	37.23	20.86	0.51
1	2209	100 YR	344.00	738.81	742.44	742.12	743.12	0.030313	6.59	52.18	26.13	0.82
1	2209	500 YR	388.00	738.81	742.47	742.31	743.30	0.037276	7.34	52.88	26.35	0.91
1	2020	10 YR	128.00	738.07	740.92	739.85	740.98	0.002642	2.22	68.39	81.18	0.26
1	2020	50 YR	145.00	738.07	741.01	739.93	741.08	0.002538	2.23	76.06	100.74	0.25
1	2020	100 YR	344.00	738.07	741.84	740.69	741.93	0.002122	2.48	141.81	113.46	0.24
1	2020	500 YR	388.00	738.07	742.07	741.04	742.16	0.001784	2.39	161.17	116.75	0.23
1	1810	10 YR	128.00	737.29	738.94	738.94	739.46	0.052570	5.76	22.22	21.32	0.99
1	1810	50 YR	145.00	737.29	739.03	739.03	739.59	0.052101	5.99	24.22	21.76	1.00
1	1810	100 YR	344.00	737.29	740.50	739.89	740.94	0.015902	5.29	64.98	37.02	0.62
1	1810	500 YR	388.00	737.29	741.04	740.03	741.40	0.009930	4.82	80.45	41.69	0.51
1	1754		Culvert									
1	1694	10 YR	128.00	735.30	738.03	736.34	738.09	0.001760	1.90	67.48	30.59	0.21
1	1694	50 YR	145.00	735.30	738.20	736.43	738.27	0.001806	2.01	72.16	31.12	0.22
1	1694	100 YR	344.00	735.30	740.24	737.24	740.35	0.001536	2.70	127.20	37.28	0.22
1	1694	500 YR	388.00	735.30	740.76	737.39	740.88	0.001374	2.74	141.36	38.87	0.21

HEC-RAS Plan: PR River: Salt Creek Reach: 1 (Continued)

Reach	River Sta	Profile	Q Total	Min Ch El	W.S. Elev	Crit W.S.	E.G. Elev	E.G. Slope	Vel Chnl	Flow Area	Top Width	Froude # Chl
			(cfs)	(ft)	(ft)	(ft)	(ft)	(ft/ft)	(ft/s)	(sq ft)	(ft)	
1	1506	10 YR	128.00	733.57	737.60	735.51	737.69	0.002581	2.36	54.29	17.80	0.24
1	1506	50 YR	145.00	733.57	737.74	735.61	737.84	0.002922	2.56	56.71	17.97	0.25
1	1506	100 YR	344.00	733.57	739.70	736.75	739.91	0.003973	3.64	94.60	21.10	0.30
1	1506	500 YR	388.00	733.57	740.21	736.95	740.42	0.005248	3.63	106.81	31.79	0.35
1	1158	10 YR	128.00	733.10	736.95	734.69	737.00	0.001523	1.86	69.00	23.11	0.19
1	1158	50 YR	145.00	733.10	736.93	734.80	737.00	0.001992	2.12	68.56	23.08	0.22
1	1158	100 YR	344.00	733.10	738.52	735.75	738.68	0.003097	3.20	107.43	26.11	0.28
1	1158	500 YR	388.00	733.10	738.81	735.92	738.99	0.003269	3.37	115.22	27.00	0.29
1	965	10 YR	128.00	732.37	736.71	734.27	736.75	0.001099	1.55	82.35	29.38	0.16
1	965	50 YR	145.00	732.37	736.60	734.36	736.65	0.001581	1.83	79.09	28.95	0.20
1	965	100 YR	344.00	732.37	738.00	735.29	738.12	0.002555	2.79	123.46	34.29	0.26
1	965	500 YR	388.00	732.37	738.27	735.47	738.41	0.002648	2.92	132.93	35.32	0.27
1	926		Culvert									
1	873	10 YR	128.00	731.71	734.75	732.85	734.80	0.001489	1.72	74.56	28.22	0.19
1	873	50 YR	145.00	731.71	734.99	732.92	735.04	0.001469	1.78	81.30	28.58	0.19
1	873	100 YR	344.00	731.71	737.00	733.72	737.09	0.001564	2.42	142.01	31.63	0.20
1	873	500 YR	388.00	731.71	737.34	733.86	737.44	0.001589	2.54	152.57	32.13	0.20
1	703	10 YR	128.00	729.60	734.53	731.79	734.58	0.001114	1.67	76.55	24.01	0.17
1	703	50 YR	145.00	729.60	734.77	731.90	734.81	0.001171	1.76	82.19	24.61	0.17
1	703	100 YR	344.00	729.60	736.72	732.96	736.82	0.001662	2.54	135.21	29.68	0.21
1	703	500 YR	388.00	729.60	737.04	733.15	737.15	0.001743	2.68	144.98	30.94	0.22
1	0	10 YR	128.00	729.60	733.29	731.70	733.36	0.003001	2.17	59.12	28.30	0.26
1	0	50 YR	145.00	729.60	733.48	731.81	733.56	0.003004	2.24	64.68	29.38	0.27
1	0	100 YR	344.00	729.60	735.16	732.77	735.28	0.003005	2.83	121.62	38.78	0.28
1	0	500 YR	388.00	729.60	735.44	732.95	735.57	0.003004	2.92	132.93	40.39	0.28

HEC-RAS Plan: PR River: Salt Creek Reach: 1

Reach	River Sta	Profile	E.G. Elev	W.S. Elev	Vel Head	Frctn Loss	C & E Loss	Q Left	Q Channel	Q Right	Top Width
			(ft)	(ft)	(ft)	(ft)	(ft)	(cfs)	(cfs)	(cfs)	(ft)
1	5195	10 YR	749.81	749.79	0.02	0.65	0.01	1.41	174.11	83.48	281.49
1	5195	50 YR	750.68	750.67	0.01	0.56	0.02	7.63	183.79	312.59	433.98
1	5195	100 YR	751.02	751.01	0.01	0.54	0.04	12.53	193.33	444.14	476.19
1	5195	500 YR	751.77	751.76	0.01	0.41	0.03	37.34	204.67	752.00	516.73
1	4353	10 YR	749.16	749.06	0.10	0.06	0.03		259.00		23.34
1	4353	50 YR	750.10	749.84	0.26	0.14	0.07		504.00		26.92
1	4353	100 YR	750.44	750.05	0.39	0.21	0.10	0.60	649.40		56.02
1	4353	500 YR	751.33	750.98	0.34	0.29	0.08	191.49	802.51		172.27
1	4175	10 YR	749.07	749.06	0.01				246.53	12.47	76.81
1	4175	50 YR	749.89	749.86	0.03				470.01	33.99	101.34
1	4175	100 YR	750.13	750.08	0.05				603.06	46.94	107.25
1	4175	500 YR	750.96	750.87	0.09				907.20	86.80	122.43
1	4053		Culvert								
1	3937	10 YR	749.01	748.99	0.02	0.02	0.00		259.00		142.35
1	3937	50 YR	749.63	749.57	0.06	0.04	0.02		504.00		207.12
1	3937	100 YR	749.70	749.59	0.11	0.06	0.02		650.00		210.06
1	3937	500 YR	749.95	749.71	0.24	0.13	0.06		994.00		223.09
1	3725	10 YR	748.98	748.98	0.01	0.02	0.00	142.70	50.12	66.19	323.77
1	3725	50 YR	749.58	749.57	0.01	0.00	0.00	274.85	86.99	142.16	360.26
1	3725	100 YR	749.61	749.59	0.02	0.00	0.01	354.32	111.71	183.97	361.81
1	3725	500 YR	749.76	749.71	0.05	0.00	0.01	540.79	167.43	285.77	369.24
1	3373	10 YR	748.97	748.96	0.00	0.03	0.01	67.80	69.42	121.78	1045.78
1	3373	50 YR	749.57	749.57	0.00	0.00	0.03	502.56	0.42	1.02	1063.49
1	3373	100 YR	749.61	749.61	0.00	0.00	0.06	648.11	0.55	1.34	1064.37
1	3373	500 YR	749.74	749.74	0.00	0.00	0.20	990.92	0.86	2.22	1068.24
1	3167	10 YR	748.92	748.83	0.10				312.00		982.39
1	3167	50 YR	749.54	749.21	0.33				603.00		1029.66
1	3167	100 YR	749.55	748.99	0.56				765.00		989.70
1	3167	500 YR	749.54	747.52	2.02				1184.00		933.08
1	3125		Culvert								
1	2879	10 YR	744.54	744.49	0.05	1.06	0.01		128.00		39.60
1	2879	50 YR	744.67	744.62	0.05	1.08	0.00		145.00		40.60
1	2879	100 YR	745.78	745.66	0.12	1.17	0.00		344.00		48.89
1	2879	500 YR	745.96	745.84	0.13	1.17	0.00		388.00		50.28
1	2525	10 YR	743.47	743.37	0.10	1.47	0.01	37.77	71.47	18.76	50.72
1	2525	50 YR	743.59	743.49	0.10	1.45	0.01	45.55	75.61	23.83	53.04
1	2525	100 YR	744.60	744.46	0.14	1.20	0.02	129.36	115.08	99.57	60.91
1	2525	500 YR	744.79	744.64	0.15	1.15	0.02	147.80	122.79	117.41	62.36
1	2300	10 YR	742.00	741.83	0.16				128.00		25.75
1	2300	50 YR	742.13	741.95	0.18				145.00		26.72
1	2300	100 YR	743.39	743.06	0.32				344.00		35.78
1	2300	500 YR	743.62	743.27	0.35				388.00		37.50
1	2265		Culvert								
1	2209	10 YR	741.92	741.71	0.20	0.90	0.04		128.00		20.12
1	2209	50 YR	742.04	741.80	0.24	0.91	0.05		145.00		20.86
1	2209	100 YR	743.12	742.44	0.68	1.01	0.18		344.00		26.13
1	2209	500 YR	743.30	742.47	0.84	0.91	0.22		388.00		26.35
1	2020	10 YR	740.98	740.92	0.06	1.48	0.05	14.73	85.06	28.21	81.18
1	2020	50 YR	741.08	741.01	0.06	1.43	0.05	16.54	89.37	39.09	100.74
1	2020	100 YR	741.93	741.84	0.09	0.95	0.03	38.14	133.35	172.51	113.46
1	2020	500 YR	742.16	742.07	0.09	0.74	0.03	43.35	137.54	207.11	116.75
1	1810	10 YR	739.46	738.94	0.52				128.00		21.32
1	1810	50 YR	739.59	739.03	0.56				145.00		21.76

HEC-RAS Plan: PR River: Salt Creek Reach: 1 (Continued)

Reach	River Sta	Profile	E.G. Elev	W.S. Elev	Vel Head	Frctn Loss	C & E Loss	Q Left	Q Channel	Q Right	Top Width
			(ft)	(ft)	(ft)	(ft)	(ft)	(cfs)	(cfs)	(cfs)	(ft)
1	1810	100 YR	740.94	740.50	0.44				344.00		37.02
1	1810	500 YR	741.40	741.04	0.36				388.00		41.69
1	1754		Culvert								
1	1694	10 YR	738.09	738.03	0.06	0.39	0.00		128.00		30.59
1	1694	50 YR	738.27	738.20	0.06	0.42	0.00		145.00		31.12
1	1694	100 YR	740.35	740.24	0.11	0.44	0.01		344.00		37.28
1	1694	500 YR	740.88	740.76	0.12	0.45	0.01		388.00		38.87
1	1506	10 YR	737.69	737.60	0.09	0.68	0.01		128.00		17.80
1	1506	50 YR	737.84	737.74	0.10	0.83	0.01		145.00		17.97
1	1506	100 YR	739.91	739.70	0.21	1.22	0.01		344.00		21.10
1	1506	500 YR	740.42	740.21	0.21	1.42	0.01		387.95	0.05	31.79
1	1158	10 YR	737.00	736.95	0.05	0.25	0.00		128.00		23.11
1	1158	50 YR	737.00	736.93	0.07	0.34	0.01		145.00		23.08
1	1158	100 YR	738.68	738.52	0.16	0.54	0.01		344.00		26.11
1	1158	500 YR	738.99	738.81	0.18	0.57	0.01		388.00		27.00
1	965	10 YR	736.75	736.71	0.04				128.00		29.38
1	965	50 YR	736.65	736.60	0.05				145.00		28.95
1	965	100 YR	738.12	738.00	0.12				344.00		34.29
1	965	500 YR	738.41	738.27	0.13				388.00		35.32
1	926		Culvert								
1	873	10 YR	734.80	734.75	0.05	0.22	0.00		128.00		28.22
1	873	50 YR	735.04	734.99	0.05	0.22	0.00		145.00		28.58
1	873	100 YR	737.09	737.00	0.09	0.27	0.00		344.00		31.63
1	873	500 YR	737.44	737.34	0.10	0.28	0.00		388.00		32.13
1	703	10 YR	734.58	734.53	0.04	1.21	0.00		128.00		24.01
1	703	50 YR	734.81	734.77	0.05	1.25	0.00		145.00		24.61
1	703	100 YR	736.82	736.72	0.10	1.54	0.00		344.00		29.68
1	703	500 YR	737.15	737.04	0.11	1.58	0.00	0.00	388.00		30.94
1	0	10 YR	733.36	733.29	0.07				128.00		28.30
1	0	50 YR	733.56	733.48	0.08				145.00		29.38
1	0	100 YR	735.28	735.16	0.12				344.00		38.78
1	0	500 YR	735.57	735.44	0.13				388.00		40.39

HEC-RAS Plan: PR River: Salt Creek Reach: 1

Reach	River Sta	Profile	E.G. Elev	W.S. Elev	Vel Head	Frctn Loss	C & E Loss	Q Left	Q Channel	Q Right	Top Width
			(ft)	(ft)	(ft)	(ft)	(ft)	(cfs)	(cfs)	(cfs)	(ft)
1	4353	10 YR	749.16	749.06	0.10	0.06	0.03		259.00		23.34
1	4353	50 YR	750.10	749.84	0.26	0.14	0.07		504.00		26.92
1	4353	100 YR	750.44	750.05	0.39	0.21	0.10	0.60	649.40		56.02
1	4353	500 YR	751.33	750.98	0.34	0.29	0.08	191.49	802.51		172.27
1	4175	10 YR	749.07	749.06	0.01				246.53	12.47	76.81
1	4175	50 YR	749.89	749.86	0.03				470.01	33.99	101.34
1	4175	100 YR	750.13	750.08	0.05				603.06	46.94	107.25
1	4175	500 YR	750.96	750.87	0.09				907.20	86.80	122.43
1	4053		Culvert								
1	3937	10 YR	749.01	748.99	0.02	0.02	0.00		259.00		142.35
1	3937	50 YR	749.63	749.57	0.06	0.04	0.02		504.00		207.12
1	3937	100 YR	749.70	749.59	0.11	0.06	0.02		650.00		210.06
1	3937	500 YR	749.95	749.71	0.24	0.13	0.06		994.00		223.09
1	3725	10 YR	748.98	748.98	0.01	0.02	0.00	142.70	50.12	66.19	323.77
1	3725	50 YR	749.58	749.57	0.01	0.00	0.00	274.85	86.99	142.16	360.26
1	3725	100 YR	749.61	749.59	0.02	0.00	0.01	354.32	111.71	183.97	361.81
1	3725	500 YR	749.76	749.71	0.05	0.00	0.01	540.79	167.43	285.77	369.24
1	3373	10 YR	748.97	748.96	0.00	0.03	0.01	67.80	69.42	121.78	1045.78
1	3373	50 YR	749.57	749.57	0.00	0.00	0.03	502.56	0.42	1.02	1063.49
1	3373	100 YR	749.61	749.61	0.00	0.00	0.06	648.11	0.55	1.34	1064.37
1	3373	500 YR	749.74	749.74	0.00	0.00	0.20	990.92	0.86	2.22	1068.24
1	3167	10 YR	748.92	748.83	0.10				312.00		982.39
1	3167	50 YR	749.54	749.21	0.33				603.00		1029.66
1	3167	100 YR	749.55	748.99	0.56				765.00		989.70
1	3167	500 YR	749.54	747.52	2.02				1184.00		933.08
1	3125		Culvert								
1	2879	10 YR	744.54	744.49	0.05	1.06	0.01		128.00		39.60
1	2879	50 YR	744.67	744.62	0.05	1.08	0.00		145.00		40.60
1	2879	100 YR	745.78	745.66	0.12	1.17	0.00		344.00		48.89
1	2879	500 YR	745.96	745.84	0.13	1.17	0.00		388.00		50.28
1	2525	10 YR	743.47	743.37	0.10	1.47	0.01	37.77	71.47	18.76	50.72
1	2525	50 YR	743.59	743.49	0.10	1.45	0.01	45.55	75.61	23.83	53.04
1	2525	100 YR	744.60	744.46	0.14	1.20	0.02	129.36	115.08	99.57	60.91
1	2525	500 YR	744.79	744.64	0.15	1.15	0.02	147.80	122.79	117.41	62.36
1	2300	10 YR	742.00	741.83	0.16				128.00		25.75
1	2300	50 YR	742.13	741.95	0.18				145.00		26.72
1	2300	100 YR	743.39	743.06	0.32				344.00		35.78
1	2300	500 YR	743.62	743.27	0.35				388.00		37.50
1	2265		Culvert								
1	2209	10 YR	741.92	741.71	0.20	0.90	0.04		128.00		20.12
1	2209	50 YR	742.04	741.80	0.24	0.91	0.05		145.00		20.86
1	2209	100 YR	743.12	742.44	0.68	1.01	0.18		344.00		26.13
1	2209	500 YR	743.30	742.47	0.84	0.91	0.22		388.00		26.35
1	2020	10 YR	740.98	740.92	0.06	1.48	0.05	14.73	85.06	28.21	81.18
1	2020	50 YR	741.08	741.01	0.06	1.43	0.05	16.54	89.37	39.09	100.74
1	2020	100 YR	741.93	741.84	0.09	0.95	0.03	38.14	133.35	172.51	113.46
1	2020	500 YR	742.16	742.07	0.09	0.74	0.03	43.35	137.54	207.11	116.75
1	1810	10 YR	739.46	738.94	0.52				128.00		21.32
1	1810	50 YR	739.59	739.03	0.56				145.00		21.76
1	1810	100 YR	740.94	740.50	0.44				344.00		37.02
1	1810	500 YR	741.40	741.04	0.36				388.00		41.69
1	1754		Culvert								

HEC-RAS Plan: PR River: Salt Creek Reach: 1 (Continued)

Reach	River Sta	Profile	E.G. Elev	W.S. Elev	Vel Head	Frctn Loss	C & E Loss	Q Left	Q Channel	Q Right	Top Width
			(ft)	(ft)	(ft)	(ft)	(ft)	(cfs)	(cfs)	(cfs)	(ft)
1	1694	10 YR	738.09	738.03	0.06	0.39	0.00		128.00		30.59
1	1694	50 YR	738.27	738.20	0.06	0.42	0.00		145.00		31.12
1	1694	100 YR	740.35	740.24	0.11	0.44	0.01		344.00		37.28
1	1694	500 YR	740.88	740.76	0.12	0.45	0.01		388.00		38.87
1	1506	10 YR	737.69	737.60	0.09	0.68	0.01		128.00		17.80
1	1506	50 YR	737.84	737.74	0.10	0.83	0.01		145.00		17.97
1	1506	100 YR	739.91	739.70	0.21	1.22	0.01		344.00		21.10
1	1506	500 YR	740.42	740.21	0.21	1.42	0.01		387.95	0.05	31.79
1	1158	10 YR	737.00	736.95	0.05	0.25	0.00		128.00		23.11
1	1158	50 YR	737.00	736.93	0.07	0.34	0.01		145.00		23.08
1	1158	100 YR	738.68	738.52	0.16	0.54	0.01		344.00		26.11
1	1158	500 YR	738.99	738.81	0.18	0.57	0.01		388.00		27.00
1	965	10 YR	736.75	736.71	0.04				128.00		29.38
1	965	50 YR	736.65	736.60	0.05				145.00		28.95
1	965	100 YR	738.12	738.00	0.12				344.00		34.29
1	965	500 YR	738.41	738.27	0.13				388.00		35.32
1	926		Culvert								
1	873	10 YR	734.80	734.75	0.05	0.22	0.00		128.00		28.22
1	873	50 YR	735.04	734.99	0.05	0.22	0.00		145.00		28.58
1	873	100 YR	737.09	737.00	0.09	0.27	0.00		344.00		31.63
1	873	500 YR	737.44	737.34	0.10	0.28	0.00		388.00		32.13
1	703	10 YR	734.58	734.53	0.04	1.21	0.00		128.00		24.01
1	703	50 YR	734.81	734.77	0.05	1.25	0.00		145.00		24.61
1	703	100 YR	736.82	736.72	0.10	1.54	0.00		344.00		29.68
1	703	500 YR	737.15	737.04	0.11	1.58	0.00	0.00	388.00		30.94

HEC-RAS Plan: PR River: Salt Creek Reach: 1

Reach	River Sta		Profile	E.G. US.	W.S. US.	E.G. IC	E.G. OC	Min El Weir Flow	Q Culv Group	Q Weir	Delta WS	Culv Vel US	Culv Vel DS
				(ft)	(ft)	(ft)	(ft)	(ft)	(cfs)	(cfs)	(ft)	(ft/s)	(ft/s)
1	4053	Culvert #1	10 YR	749.07	749.06	744.33	749.07	751.18	87.42		0.07	1.56	1.56
1	4053	Culvert #2	10 YR	749.07	749.06	744.33	749.07	751.18	86.20		0.07	1.54	1.54
1	4053	Culvert #3	10 YR	749.07	749.06	744.34	749.07	751.18	85.38		0.07	1.52	1.52
1	4053	Culvert #1	50 YR	749.89	749.86	745.71	749.89	751.18	169.33		0.29	3.02	3.02
1	4053	Culvert #2	50 YR	749.89	749.86	745.72	749.89	751.18	167.84		0.29	3.00	3.00
1	4053	Culvert #3	50 YR	749.89	749.86	745.72	749.89	751.18	166.84		0.29	2.98	2.98
1	4053	Culvert #1	100 YR	750.13	750.08	746.44	750.14	751.18	218.31		0.48	3.90	3.90
1	4053	Culvert #2	100 YR	750.13	750.08	746.44	750.13	751.18	216.47		0.48	3.87	3.87
1	4053	Culvert #3	100 YR	750.13	750.08	746.44	750.12	751.18	215.22		0.48	3.84	3.84
1	4053	Culvert #1	500 YR	750.96	750.87	747.97	750.97	751.18	332.92		1.16	5.95	5.95
1	4053	Culvert #2	500 YR	750.96	750.87	747.97	750.96	751.18	331.14		1.16	5.91	5.91
1	4053	Culvert #3	500 YR	750.96	750.87	747.98	750.95	751.18	329.94		1.16	5.89	5.89
1	3125	Culvert #1	10 YR	748.92	748.83	748.90	748.52	748.34	148.16	14.04	4.33	11.79	13.34
1	3125	Culvert #2	10 YR	748.92	748.83	748.95	748.67	748.34	149.80	14.04	4.33	11.92	12.72
1	3125	Culvert #1	50 YR	749.55	749.21	749.54	749.03	748.34	156.50	48.27	4.59	12.45	14.45
1	3125	Culvert #2	50 YR	749.55	749.21	749.56	749.13	748.34	157.68	48.27	4.59	12.55	14.15
1	3125	Culvert #1	100 YR	749.55	748.99	748.90	749.54	748.34	148.27	48.29	3.32	11.80	11.80
1	3125	Culvert #2	100 YR	749.55	748.99	748.86	749.56	748.34	148.52	48.29	3.32	11.82	11.82
1	3125	Culvert #1	500 YR	749.55	747.52	748.65	749.54	748.34	144.87	48.29	1.68	11.53	11.53
1	3125	Culvert #2	500 YR	749.55	747.52	748.61	749.56	748.34	145.17	48.29	1.68	11.55	11.55
1	2265	Culvert #1	10 YR	742.00	741.83	740.71	741.99	748.84	64.97		0.12	2.43	2.35
1	2265	Culvert #2	10 YR	742.00	741.83	740.80	742.00	748.84	63.03		0.12	2.42	2.81
1	2265	Culvert #1	50 YR	742.13	741.95	740.87	742.12	748.84	73.55		0.15	2.65	2.57
1	2265	Culvert #2	50 YR	742.13	741.95	740.95	742.14	748.84	71.45		0.15	2.64	3.06
1	2265	Culvert #1	100 YR	743.39	743.06	742.45	743.37	748.84	173.85		0.62	4.87	4.84
1	2265	Culvert #2	100 YR	743.39	743.06	742.53	743.40	748.84	170.15		0.62	4.83	5.71
1	2265	Culvert #1	500 YR	743.62	743.27	742.77	743.61	748.84	196.67		0.81	5.33	5.32
1	2265	Culvert #2	500 YR	743.62	743.27	742.82	743.63	748.84	191.33		0.81	5.24	6.26
1	1754	Culvert #1	10 YR	739.04	738.94	738.86	739.05	747.79	63.40		0.91	4.31	4.65
1	1754	Culvert #2	10 YR	739.04	738.94	738.80	739.02	747.79	64.60		0.91	4.13	4.82
1	1754	Culvert #1	50 YR	739.19	739.03	739.00	739.20	747.79	71.82		0.83	4.50	4.62
1	1754	Culvert #2	50 YR	739.19	739.03	738.94	739.18	747.79	73.18		0.83	4.32	4.78
1	1754	Culvert #1	100 YR	740.94	740.50	740.39	740.95	747.79	172.72		0.26	5.10	4.55
1	1754	Culvert #2	100 YR	740.94	740.50	740.30	740.93	747.79	171.28		0.26	4.91	4.54
1	1754	Culvert #1	500 YR	741.40	741.04	740.66	741.41	747.79	195.03		0.28	4.98	4.47
1	1754	Culvert #2	500 YR	741.40	741.04	740.56	741.39	747.79	192.97		0.28	4.80	4.44
1	926	Culvert #1	10 YR	736.75	736.71	736.50	736.75	743.36	64.30		1.96	5.91	7.22
1	926	Culvert #2	10 YR	736.75	736.71	736.50	736.75	743.36	63.70		1.96	5.90	7.21
1	926	Culvert #1	50 YR	736.65	736.60	736.65	736.91	743.36	72.84		1.61	6.17	4.77
1	926	Culvert #2	50 YR	736.65	736.60	736.65	736.91	743.36	72.16		1.61	6.15	4.70
1	926	Culvert #1	100 YR	738.12	738.00	738.12	738.46	743.36	172.03		1.00	8.21	4.85
1	926	Culvert #2	100 YR	738.12	738.00	738.13	738.47	743.36	171.97		1.00	8.21	4.84
1	926	Culvert #1	500 YR	738.41	738.27	738.40	738.76	743.36	193.93		0.94	8.55	5.00
1	926	Culvert #2	500 YR	738.41	738.27	738.41	738.77	743.36	194.07		0.94	8.55	4.99

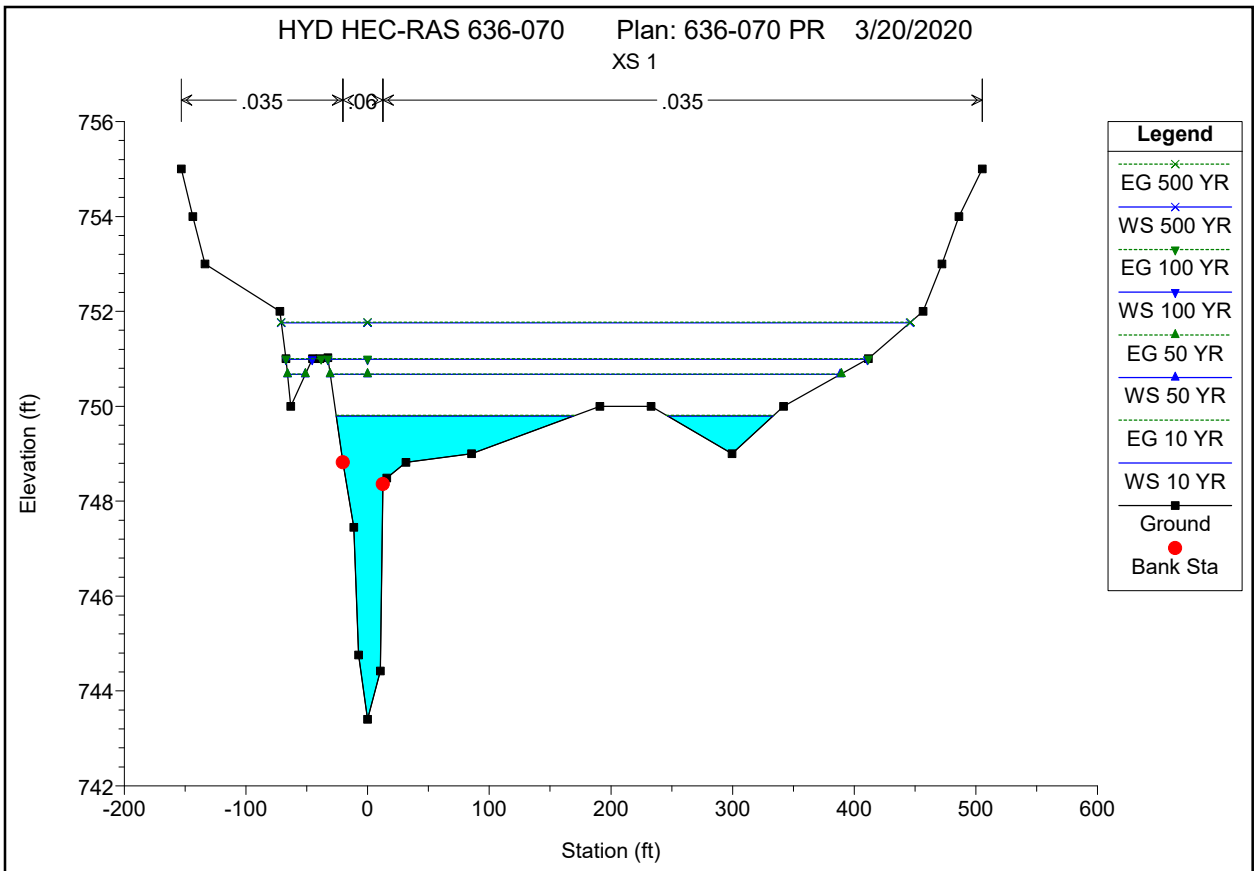
HYD HEC-RAS 636-070 Plan: 636-070 PR 3/20/2020
XS 1
.035
.06
.035
Elevation (ft)
Station (ft)
Legend
EG 500 YR
WS 500 YR
EG 100 YR
WS 100 YR
EG 50 YR
WS 50 YR
EG 10 YR
WS 10 YR
Ground
Bank Sta

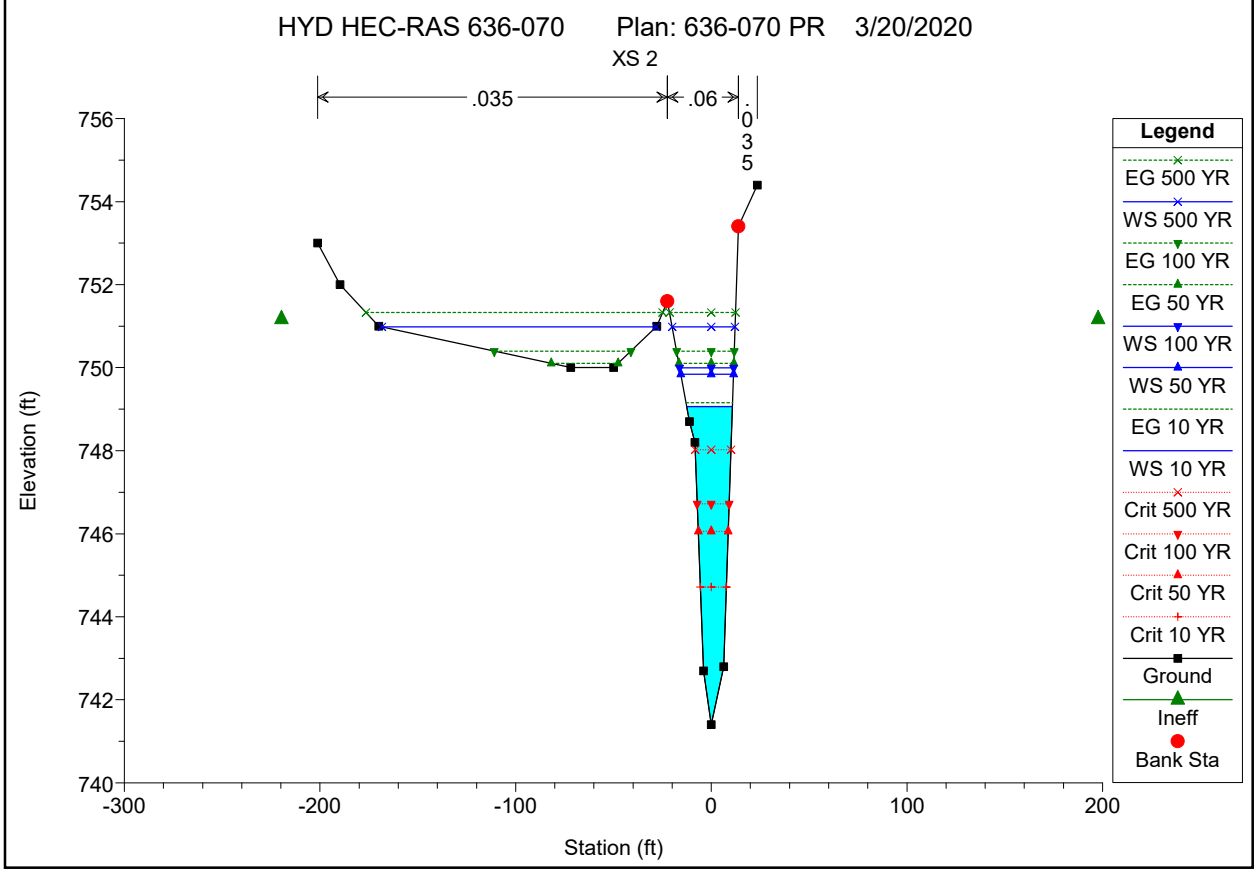
HYD HEC-RAS 636-070 Plan: 636-070 PR 3/20/2020
XS 2
.035
.06
.035
Elevation (ft)
Station (ft)
Legend
EG 500 YR
WS 500 YR
EG 100 YR
EG 50 YR
WS 100 YR
WS 50 YR
EG 10 YR
WS 10 YR
Crit 500 YR
Crit 100 YR
Crit 50 YR
Crit 10 YR
Ground
Ineff
Bank Sta

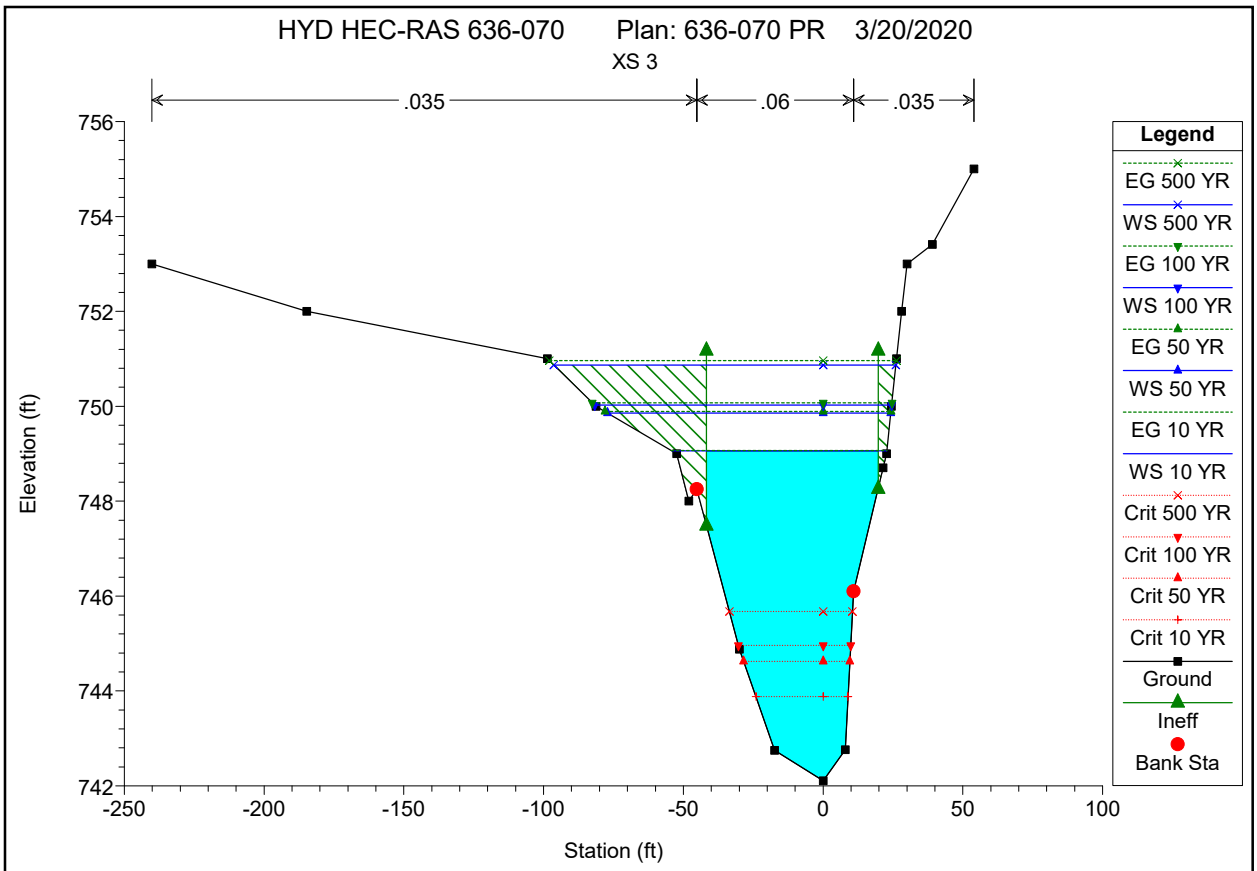
HYD HEC-RAS 636-070 Plan: 636-070 PR 3/20/2020
XS 3
.035
.06
.035
Elevation (ft)
Station (ft)
Legend
EG 500 YR
WS 500 YR
EG 100 YR
WS 100 YR
EG 50 YR
WS 50 YR
EG 10 YR
WS 10 YR
Crit 500 YR
Crit 100 YR
Crit 50 YR
Crit 10 YR
Ground
Ineff
Bank Sta

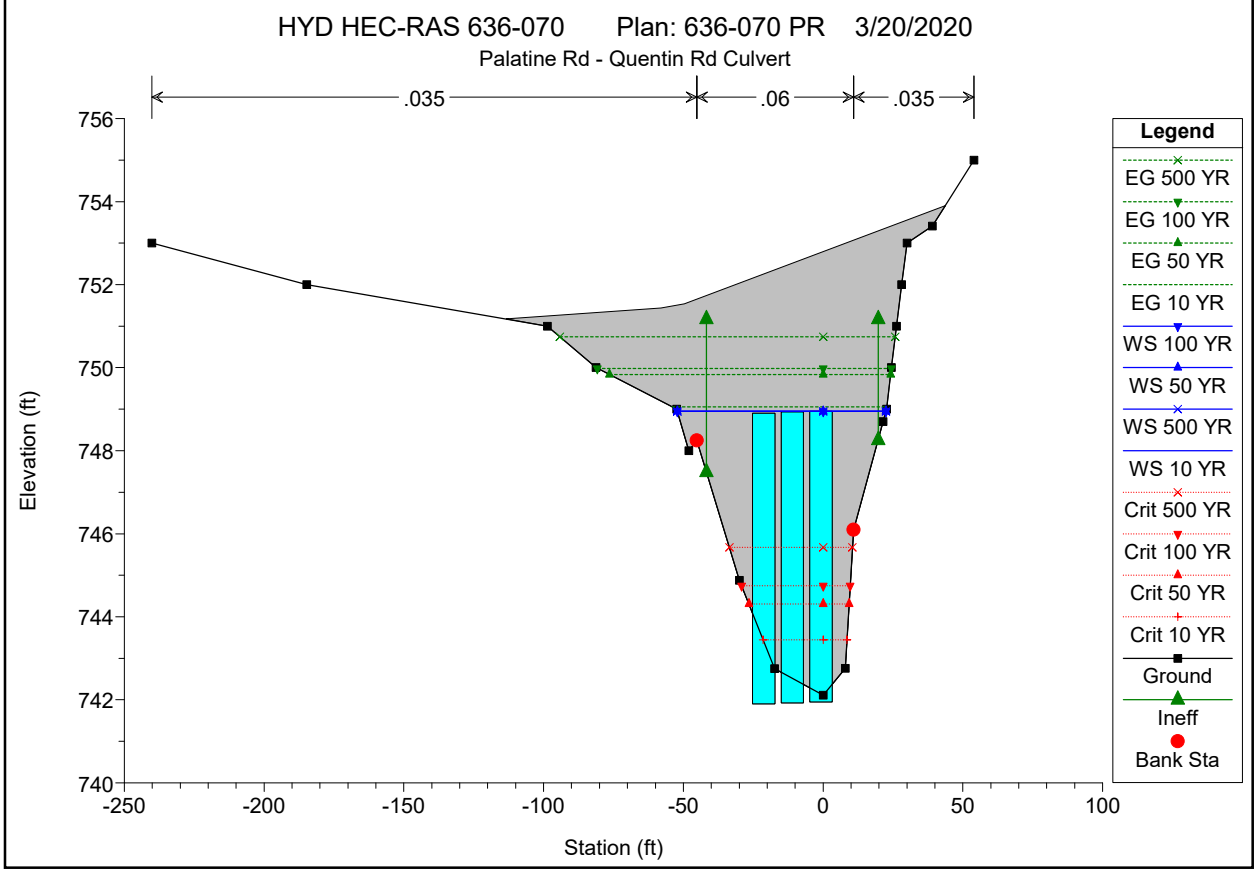
HYD HEC-RAS 636-070 Plan: 636-070 PR 3/20/2020
Palatine Rd - Quentin Rd Culvert
.035
.06
.035
Elevation (ft)
Station (ft)
Legend
EG 500 YR
EG 100 YR
EG 50 YR
EG 10 YR
WS 100 YR
WS 50 YR
WS 500 YR
WS 10 YR
Crit 500 YR
Crit 100 YR
Crit 50 YR
Crit 10 YR
Ground
Ineff
Bank Sta

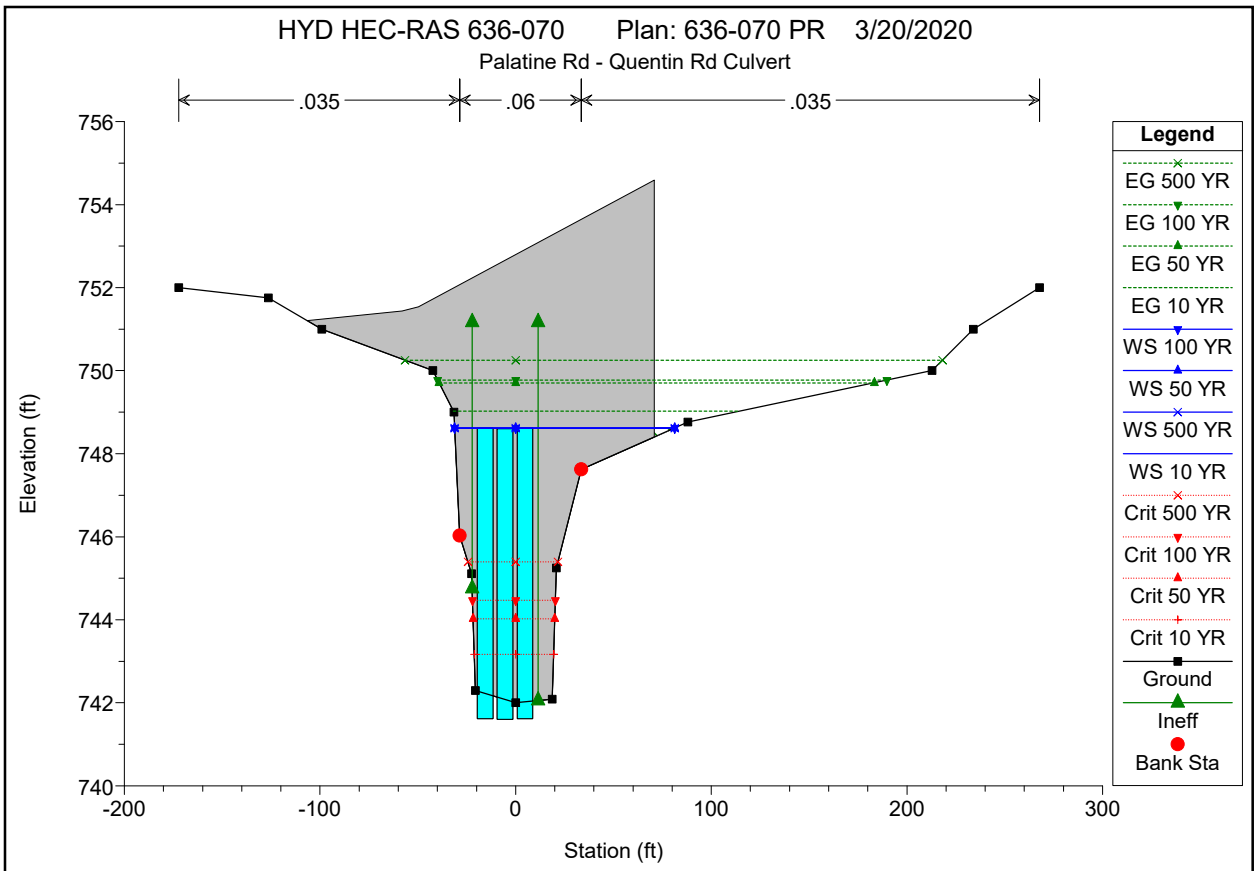
HYD HEC-RAS 636-070 Plan: 636-070 PR 3/20/2020
Palatine Rd - Quentin Rd Culvert
.035
.06
.035
Elevation (ft)
Station (ft)
Legend
EG 500 YR
EG 100 YR
EG 50 YR
EG 10 YR
WS 100 YR
WS 50 YR
WS 500 YR
WS 10 YR
Crit 500 YR
Crit 100 YR
Crit 50 YR
Crit 10 YR
Ground
Ineff
Bank Sta

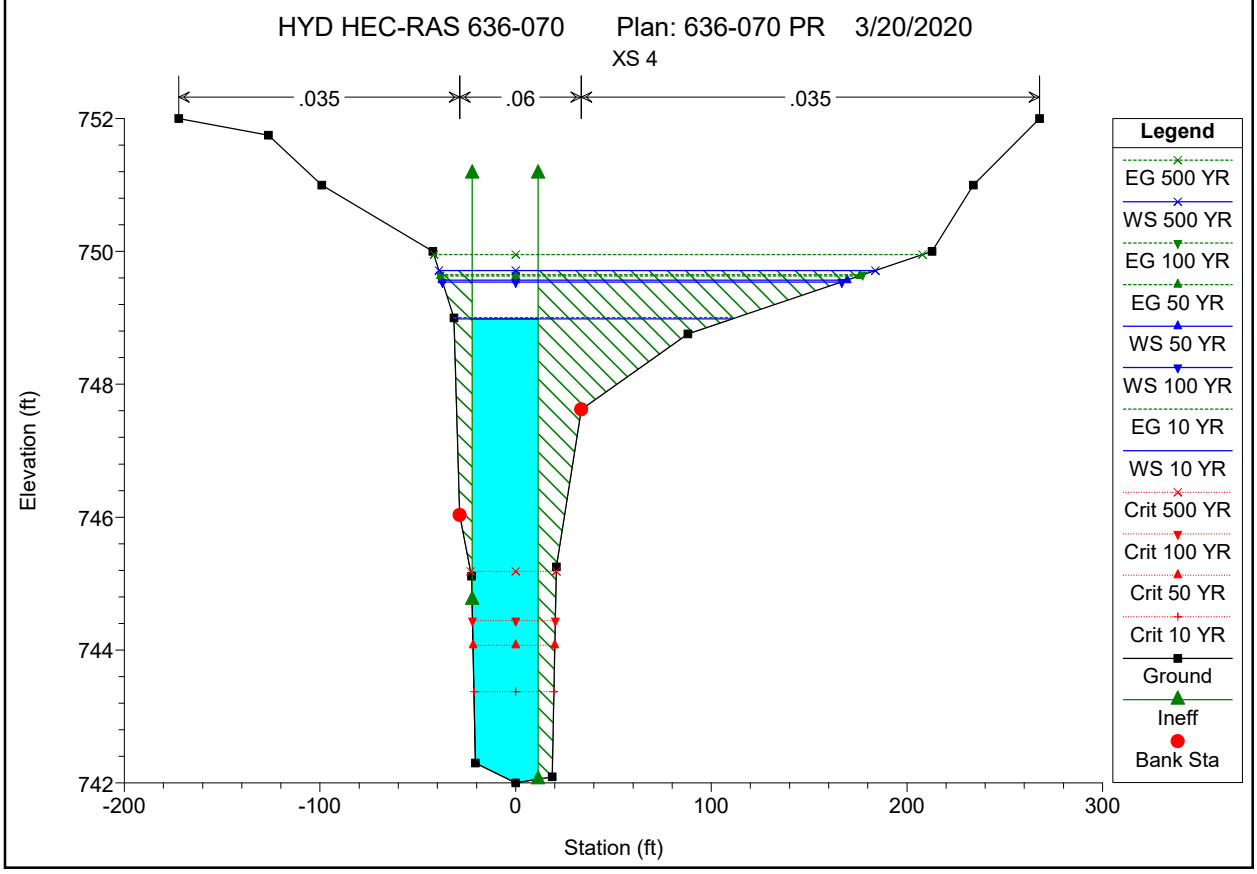
HYD HEC-RAS 636-070 Plan: 636-070 PR 3/20/2020
XS 4
.035
.06
.035
Elevation (ft)
Station (ft)
Legend
EG 500 YR
WS 500 YR
EG 100 YR
EG 50 YR
WS 50 YR
WS 100 YR
EG 10 YR
WS 10 YR
Crit 500 YR
Crit 100 YR
Crit 50 YR
Crit 10 YR
Ground
Ineff
Bank Sta

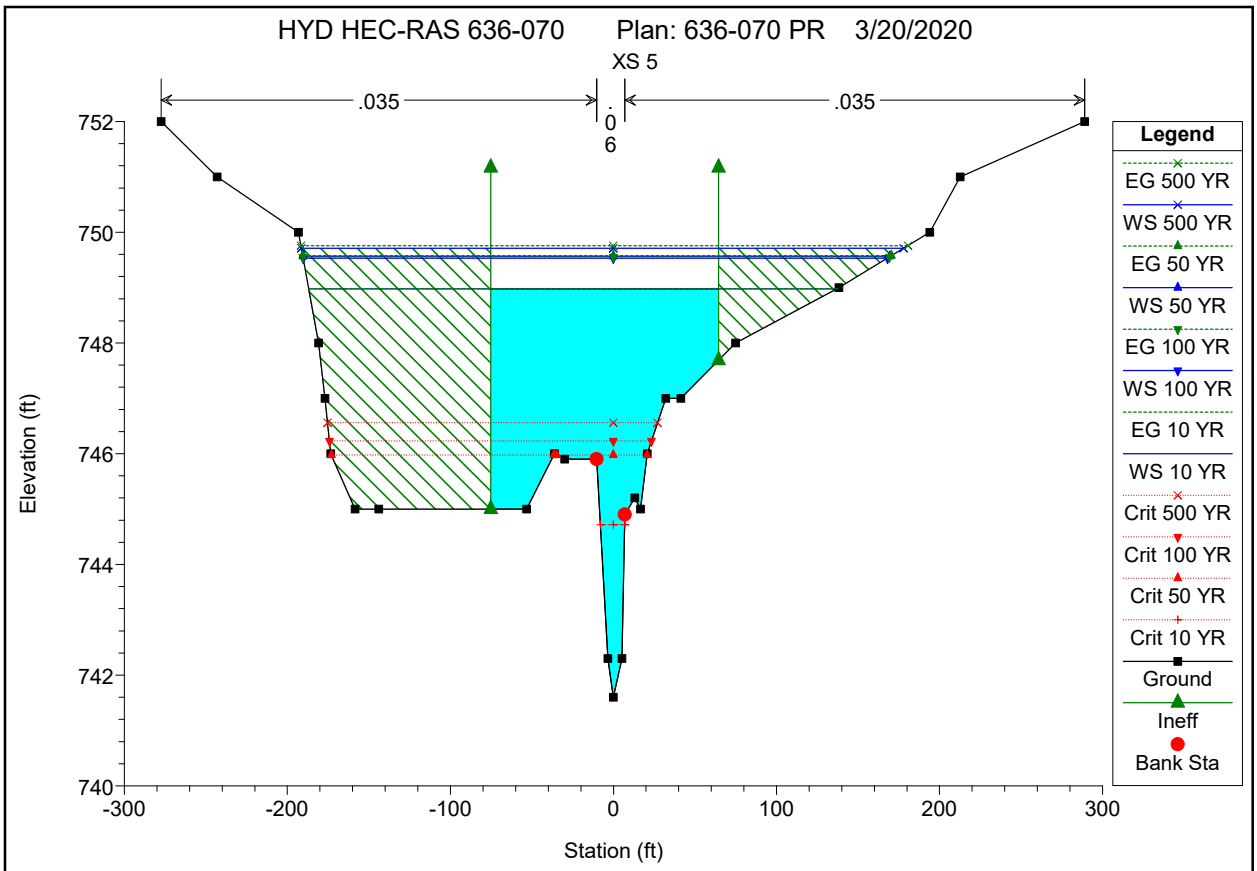
HYD HEC-RAS 636-070 Plan: 636-070 PR 3/20/2020
XS 5
.035
.035
0.06
Elevation (ft)
Station (ft)
Legend
EG 500 YR
WS 500 YR
EG 50 YR
WS 50 YR
EG 100 YR
WS 100 YR
EG 10 YR
WS 10 YR
Crit 500 YR
Crit 100 YR
Crit 50 YR
Crit 10 YR
Ground
Ineff
Bank Sta

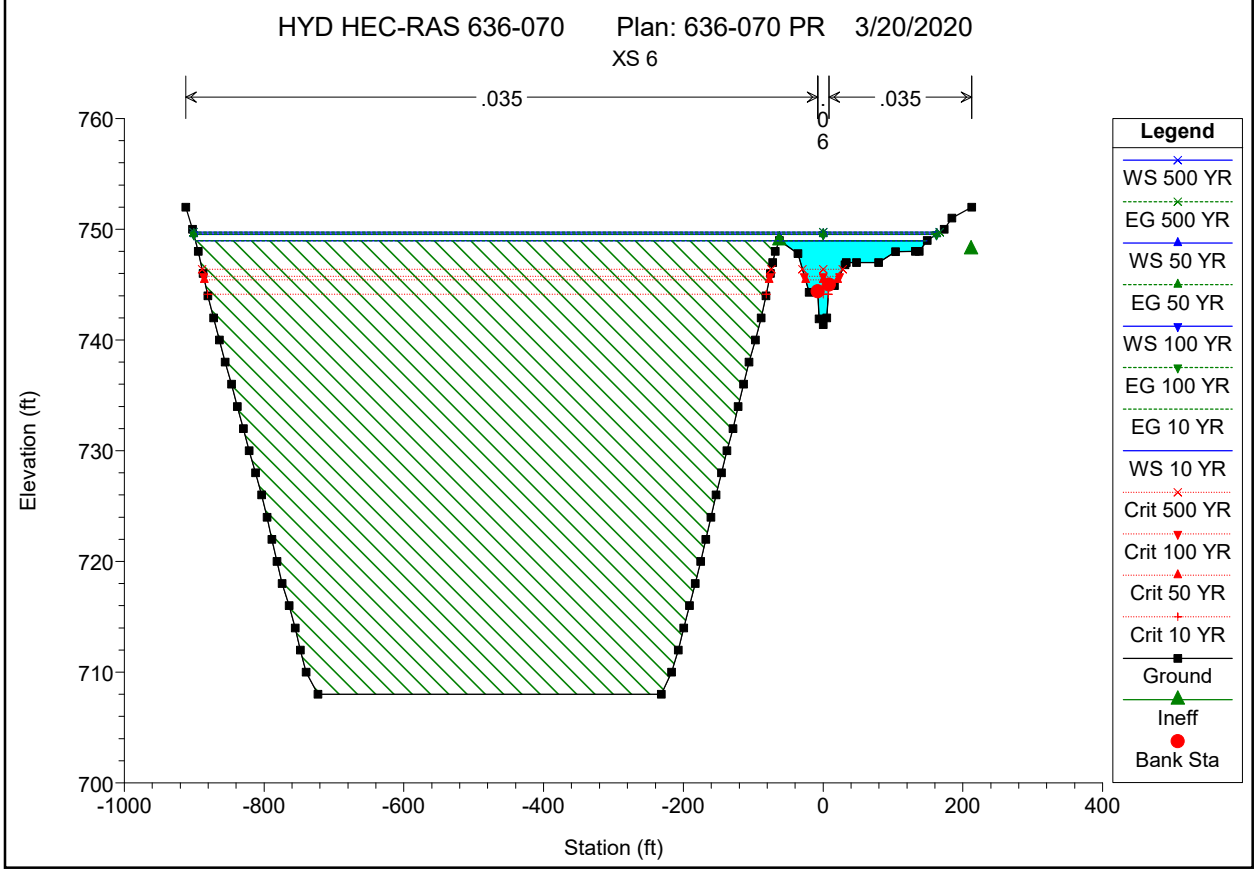
HYD HEC-RAS 636-070 Plan: 636-070 PR 3/20/2020
XS 6
.035
.035
0.06
Elevation (ft)
Station (ft)
Legend
WS 500 YR
EG 500 YR
WS 50 YR
EG 50 YR
WS 100 YR
EG 100 YR
EG 10 YR
WS 10 YR
Crit 500 YR
Crit 100 YR
Crit 50 YR
Crit 10 YR
Ground
Ineff
Bank Sta

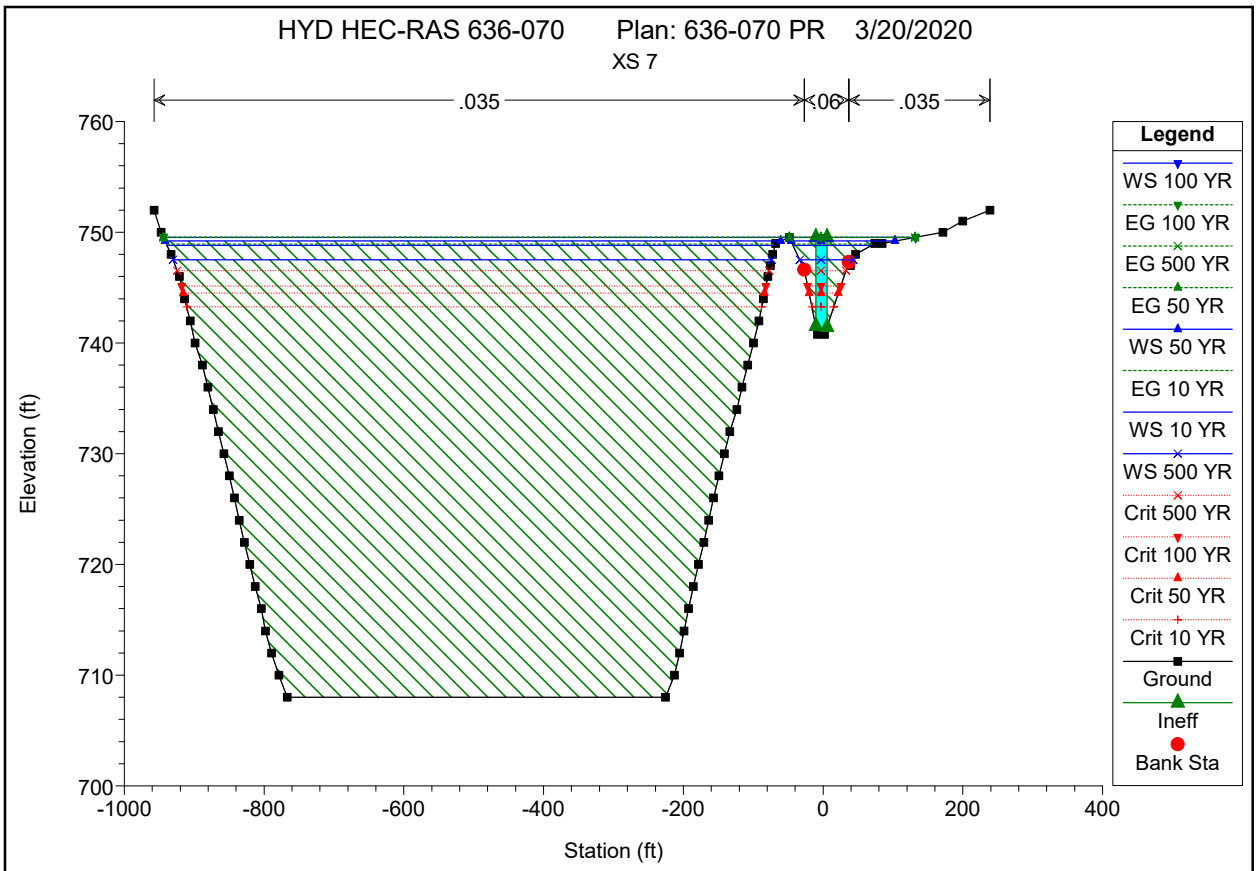
HYD HEC-RAS 636-070 Plan: 636-070 PR 3/20/2020
XS 7
.035
.06
.035
Elevation (ft)
Station (ft)
Legend
WS 100 YR
EG 100 YR
EG 500 YR
EG 50 YR
WS 50 YR
EG 10 YR
WS 10 YR
WS 500 YR
Crit 500 YR
Crit 100 YR
Crit 50 YR
Crit 10 YR
Ground
Ineff
Bank Sta

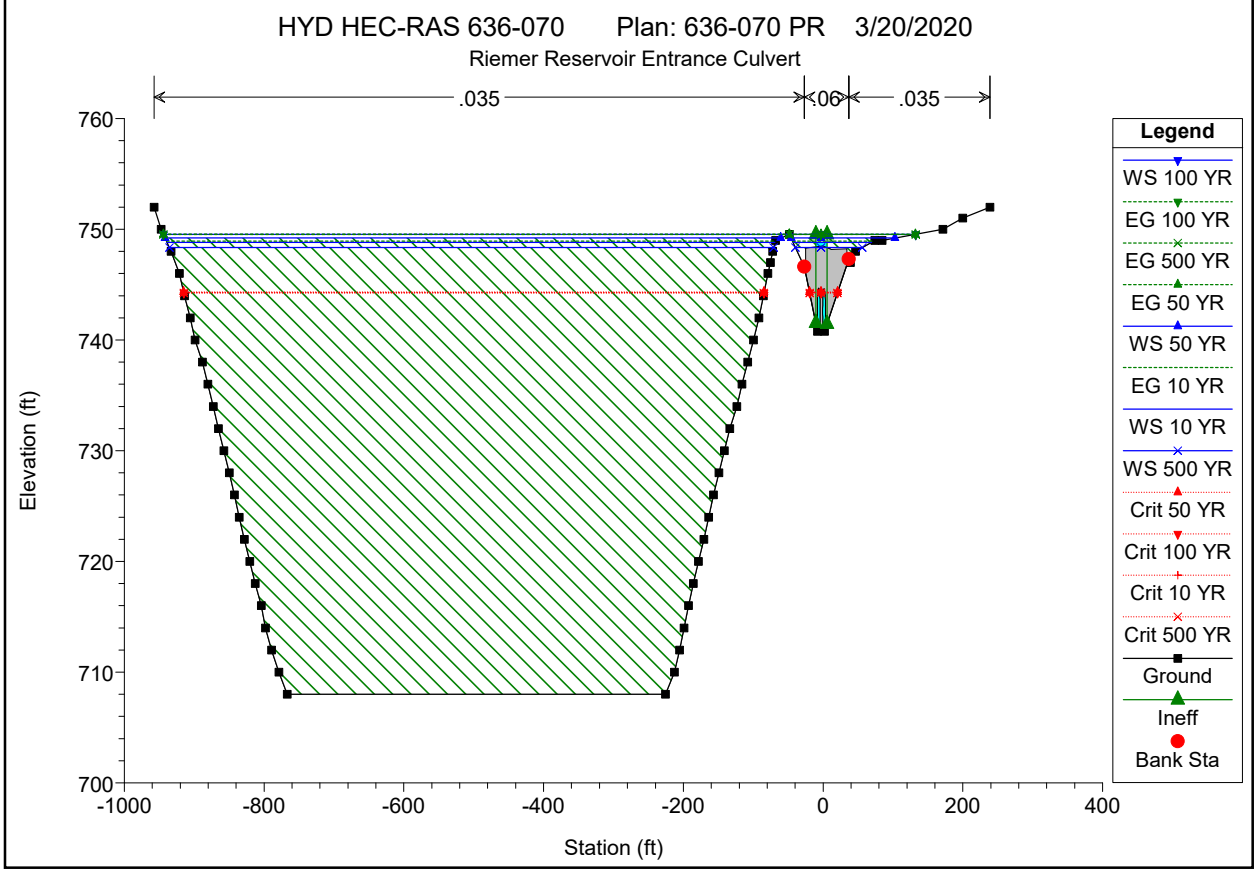
HYD HEC-RAS 636-070 Plan: 636-070 PR 3/20/2020
Riemer Reservoir Entrance Culvert
.035
.06
.035
Elevation (ft)
Station (ft)
Legend
WS 100 YR
EG 100 YR
EG 500 YR
EG 50 YR
WS 50 YR
EG 10 YR
WS 10 YR
WS 500 YR
Crit 50 YR
Crit 100 YR
Crit 10 YR
Crit 500 YR
Ground
Ineff
Bank Sta

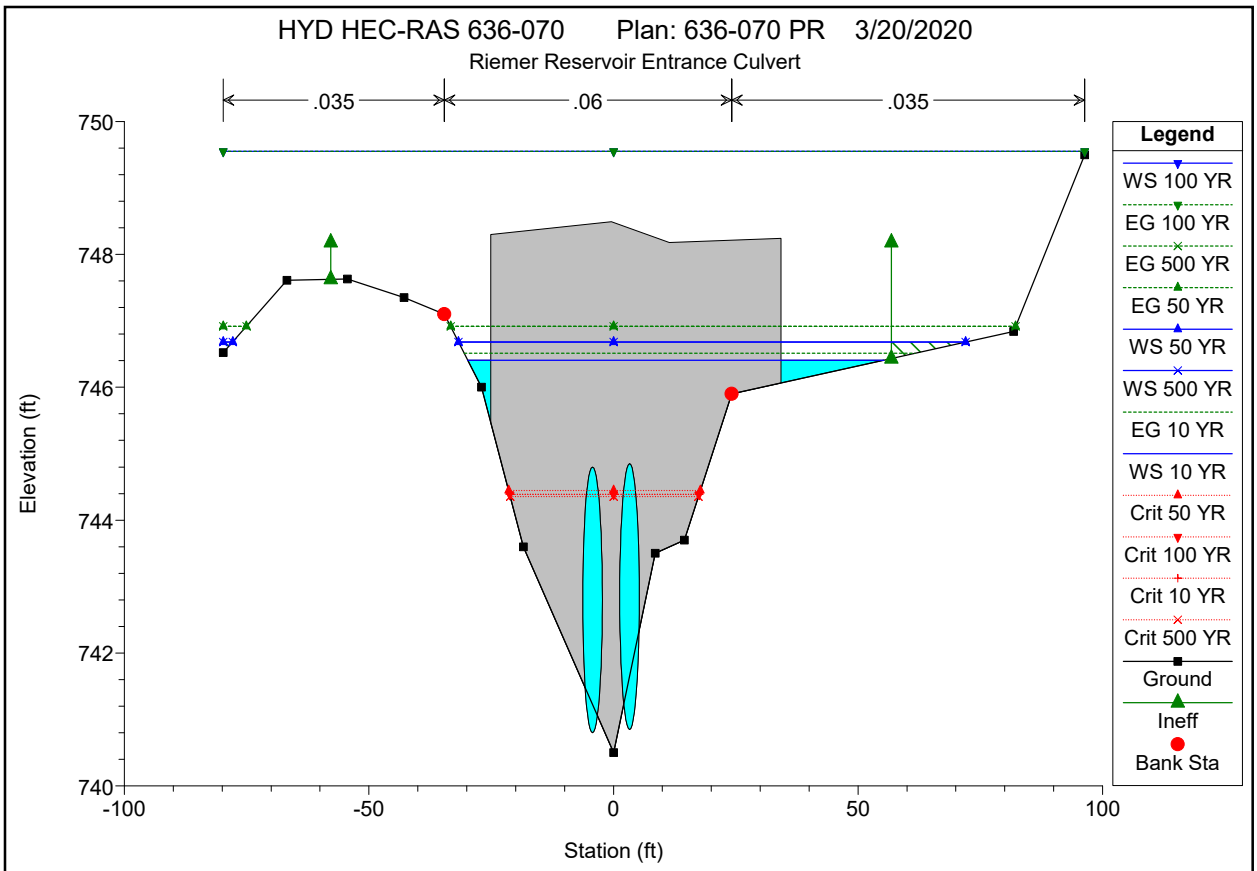
HYD HEC-RAS 636-070 Plan: 636-070 PR 3/20/2020
Riemer Reservoir Entrance Culvert
.035
.06
.035
Elevation (ft)
Station (ft)
Legend
WS 100 YR
EG 100 YR
EG 500 YR
EG 50 YR
WS 50 YR
WS 500 YR
EG 10 YR
WS 10 YR
Crit 50 YR
Crit 100 YR
Crit 10 YR
Crit 500 YR
Ground
Ineff
Bank Sta

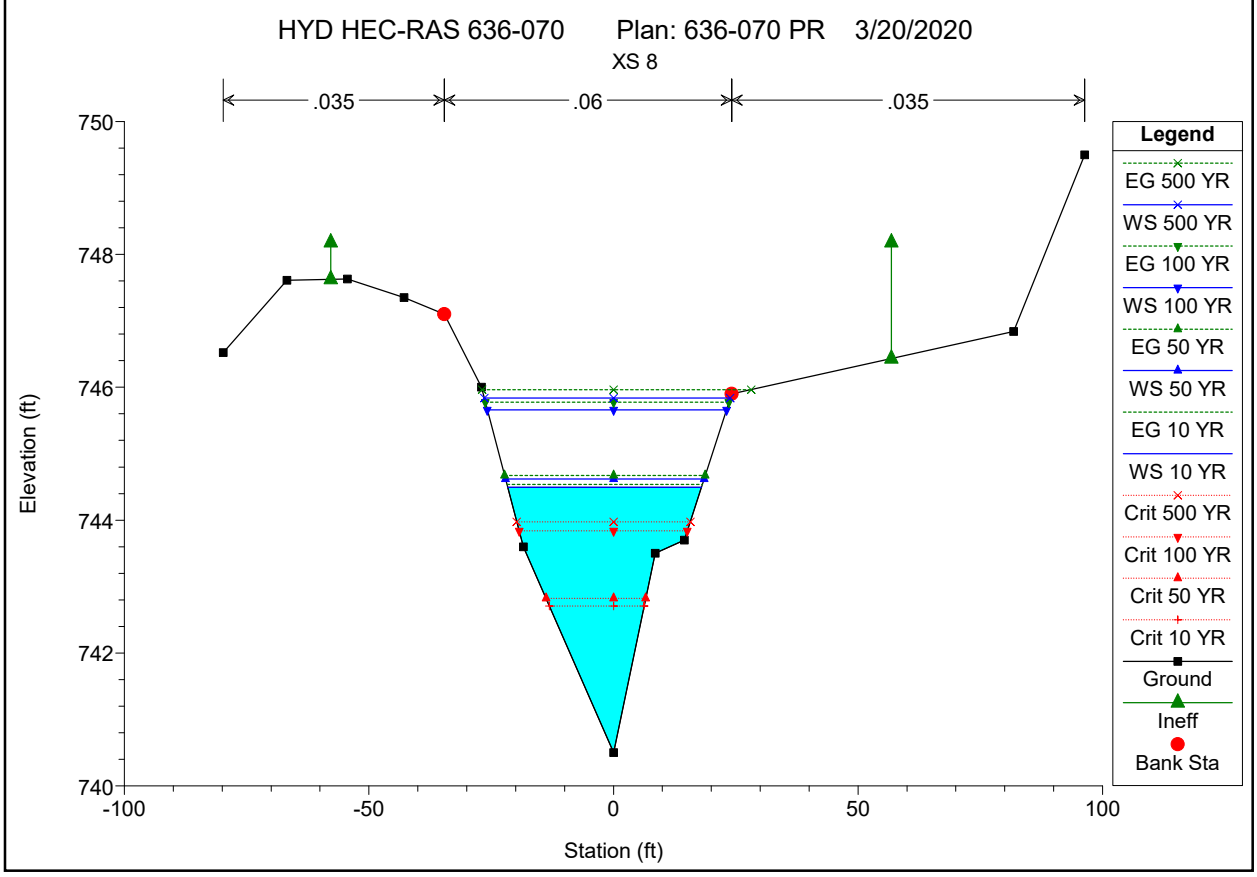
HYD HEC-RAS 636-070 Plan: 636-070 PR 3/20/2020
XS 8
.035
.06
.035
Elevation (ft)
Station (ft)
Legend
EG 500 YR
WS 500 YR
EG 100 YR
WS 100 YR
EG 50 YR
WS 50 YR
EG 10 YR
WS 10 YR
Crit 500 YR
Crit 100 YR
Crit 50 YR
Crit 10 YR
Ground
Ineff
Bank Sta

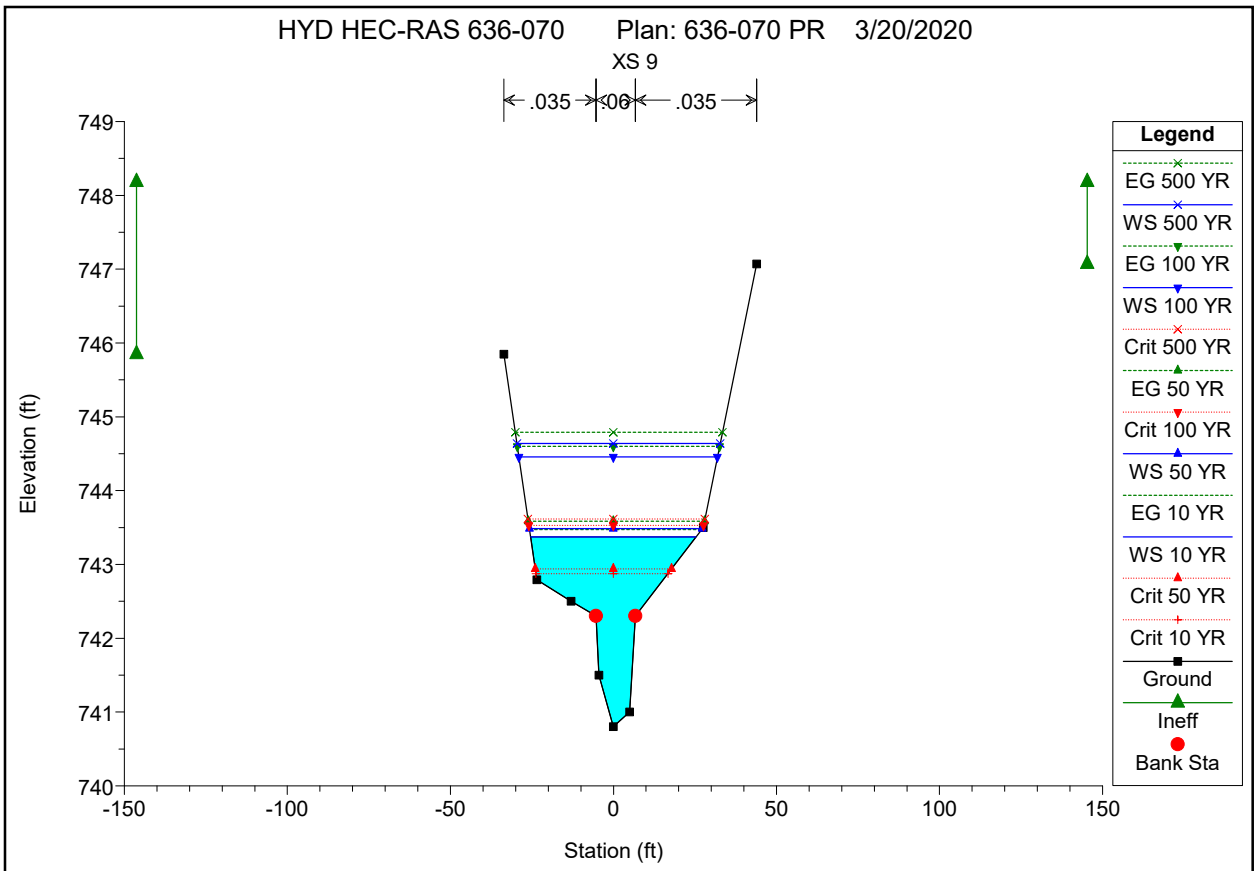
HYD HEC-RAS 636-070 Plan: 636-070 PR 3/20/2020
XS 9
.035
.06
.035
Elevation (ft)
Station (ft)
Legend
EG 500 YR
WS 500 YR
EG 100 YR
WS 100 YR
Crit 500 YR
EG 50 YR
Crit 100 YR
WS 50 YR
EG 10 YR
WS 10 YR
Crit 50 YR
Crit 10 YR
Ground
Ineff
Bank Sta

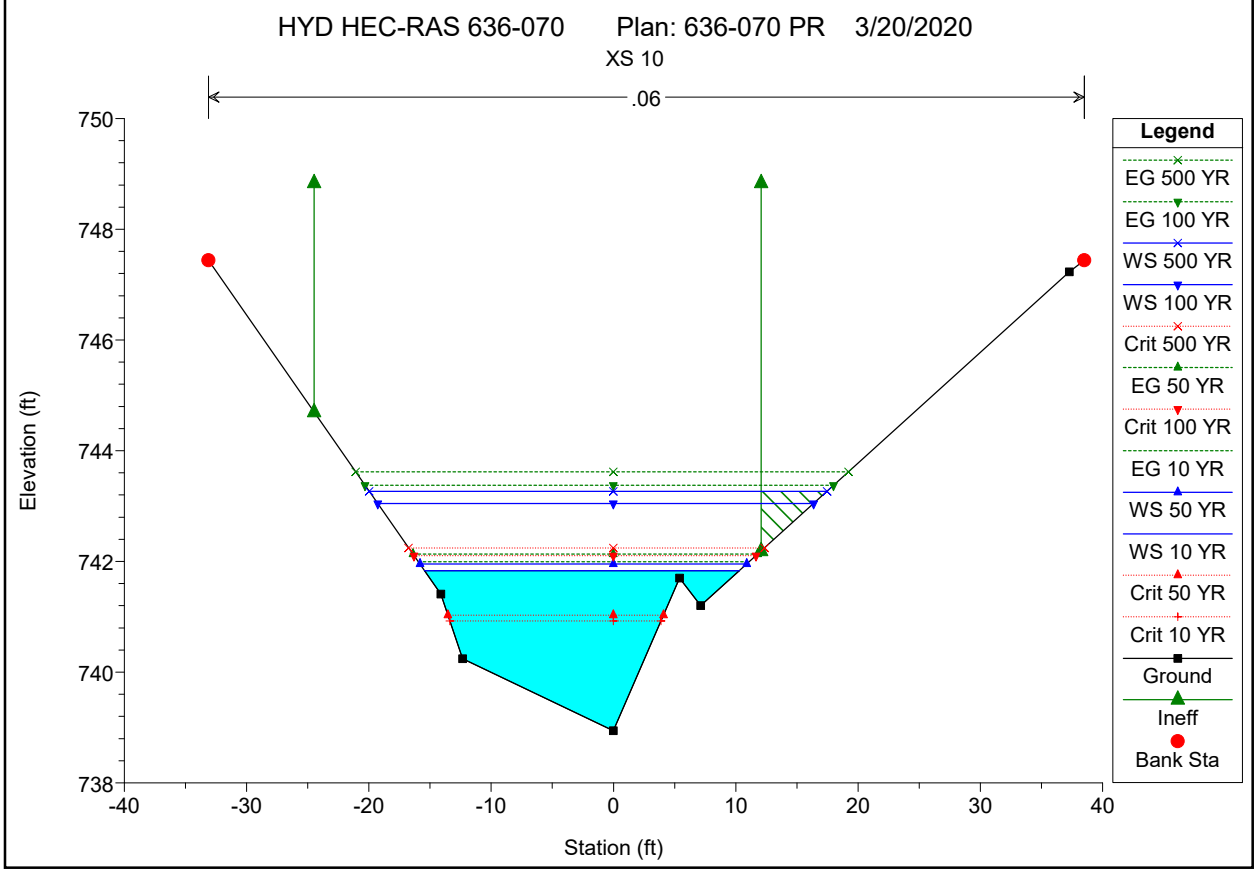
HYD HEC-RAS 636-070 Plan: 636-070 PR 3/20/2020
XS 10
.06
Elevation (ft)
Station (ft)
Legend
EG 500 YR
EG 100 YR
WS 500 YR
WS 100 YR
Crit 500 YR
EG 50 YR
Crit 100 YR
EG 10 YR
WS 50 YR
WS 10 YR
Crit 50 YR
Crit 10 YR
Ground
Ineff
Bank Sta

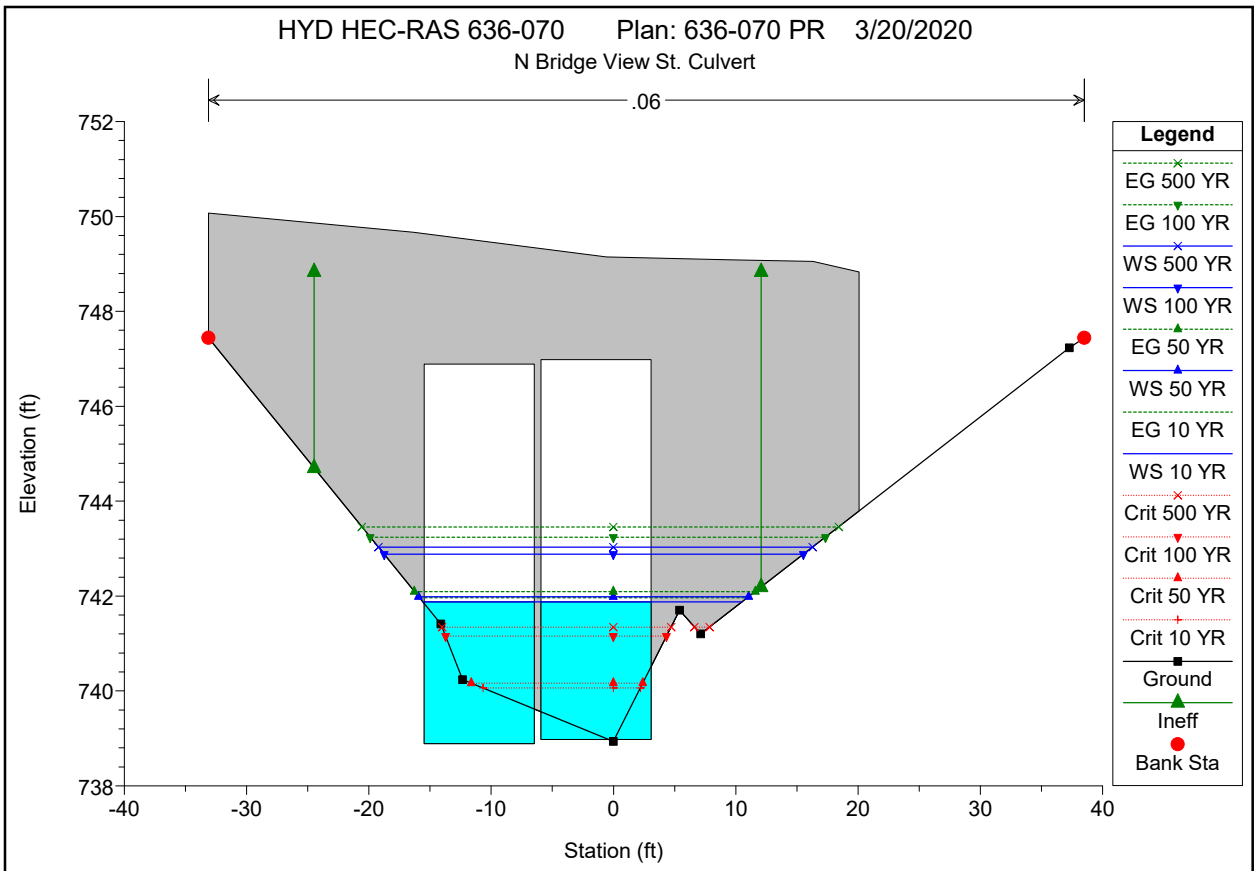
HYD HEC-RAS 636-070 Plan: 636-070 PR 3/20/2020
N Bridge View St. Culvert
.06
Elevation (ft)
Station (ft)
Legend
EG 500 YR
EG 100 YR
WS 500 YR
WS 100 YR
EG 50 YR
WS 50 YR
EG 10 YR
WS 10 YR
Crit 500 YR
Crit 100 YR
Crit 50 YR
Crit 10 YR
Ground
Ineff
Bank Sta

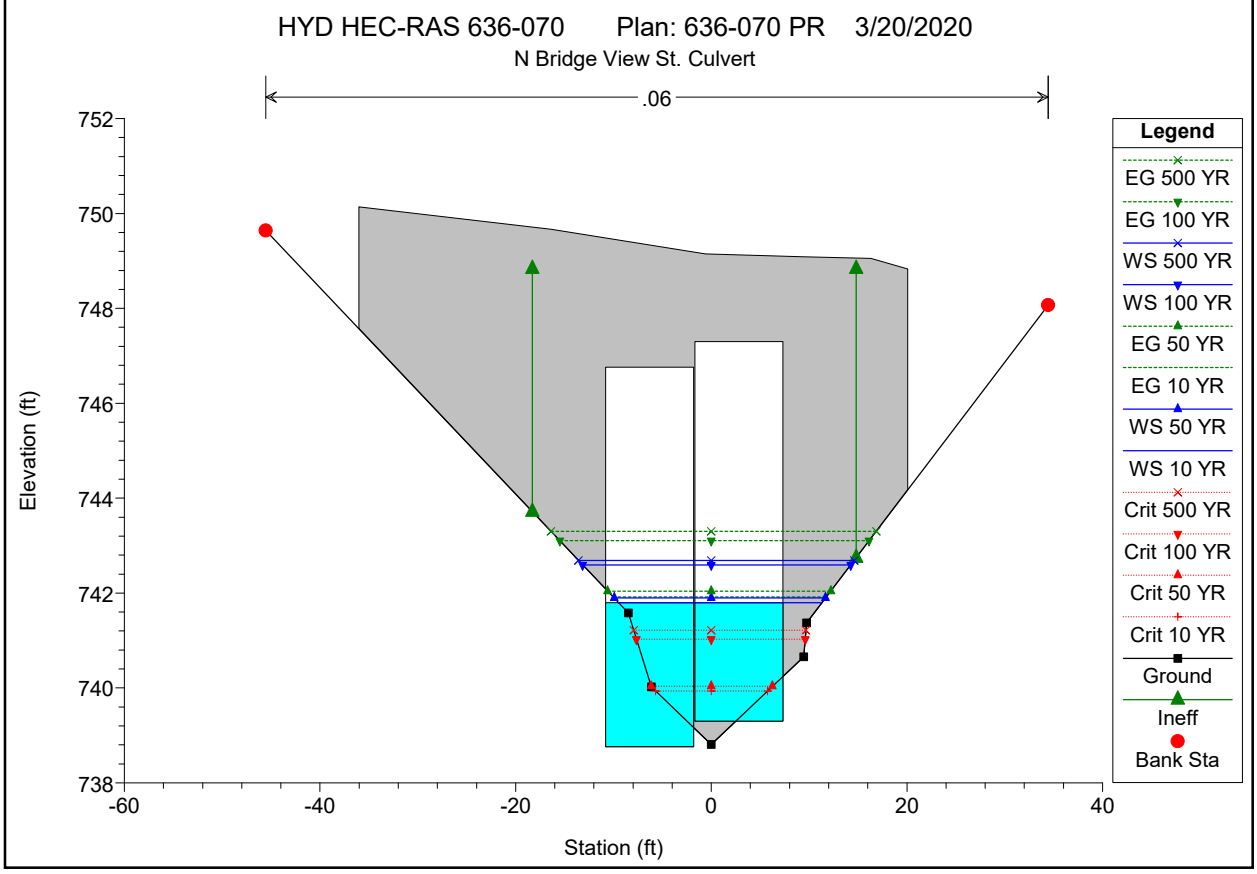
HYD HEC-RAS 636-070 Plan: 636-070 PR 3/20/2020
N Bridge View St. Culvert
.06
Elevation (ft)
Station (ft)
Legend
EG 500 YR
EG 100 YR
WS 500 YR
WS 100 YR
EG 50 YR
EG 10 YR
WS 50 YR
WS 10 YR
Crit 500 YR
Crit 100 YR
Crit 50 YR
Crit 10 YR
Ground
Ineff
Bank Sta

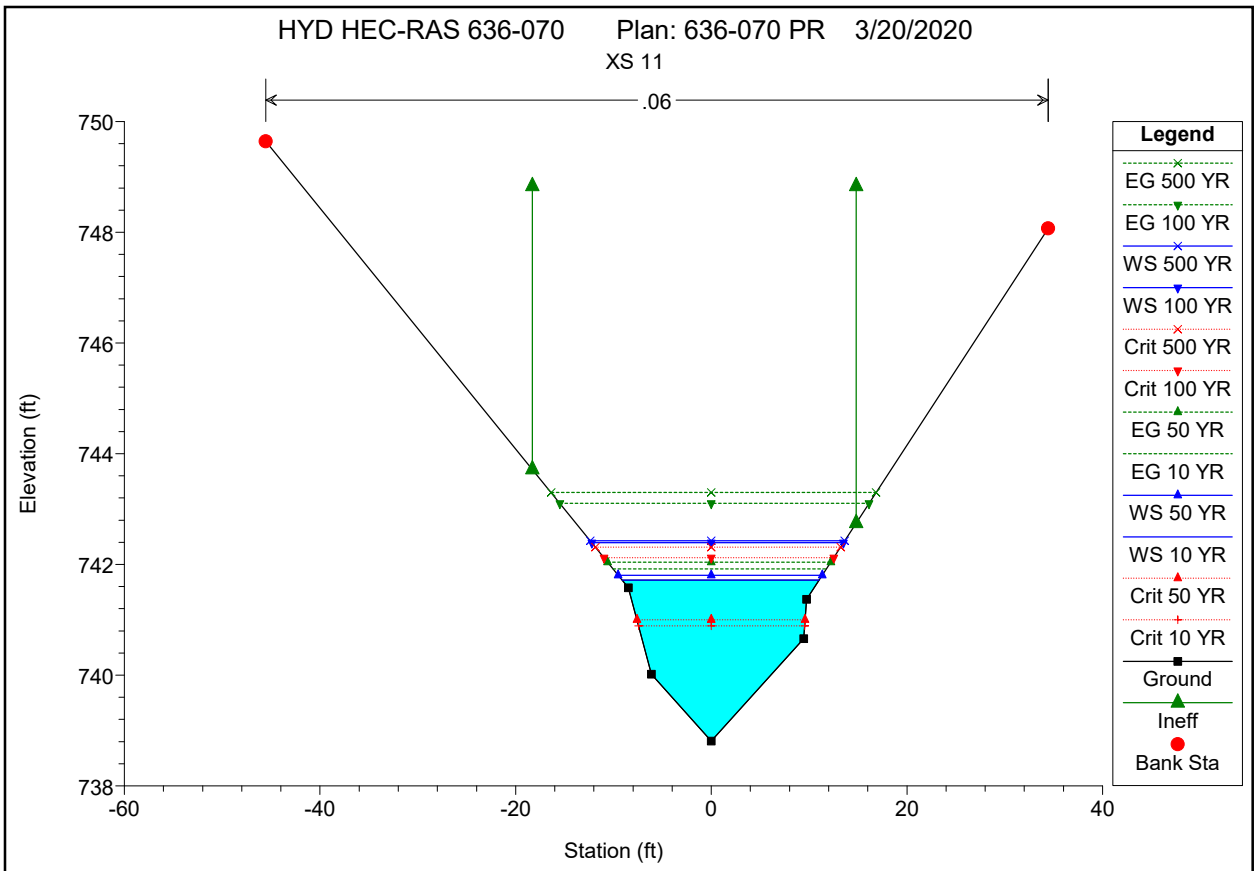
HYD HEC-RAS 636-070 Plan: 636-070 PR 3/20/2020
XS 11
.06
Elevation (ft)
Station (ft)
Legend
EG 500 YR
EG 100 YR
WS 500 YR
WS 100 YR
Crit 500 YR
Crit 100 YR
EG 50 YR
EG 10 YR
WS 50 YR
WS 10 YR
Crit 50 YR
Crit 10 YR
Ground
Ineff
Bank Sta

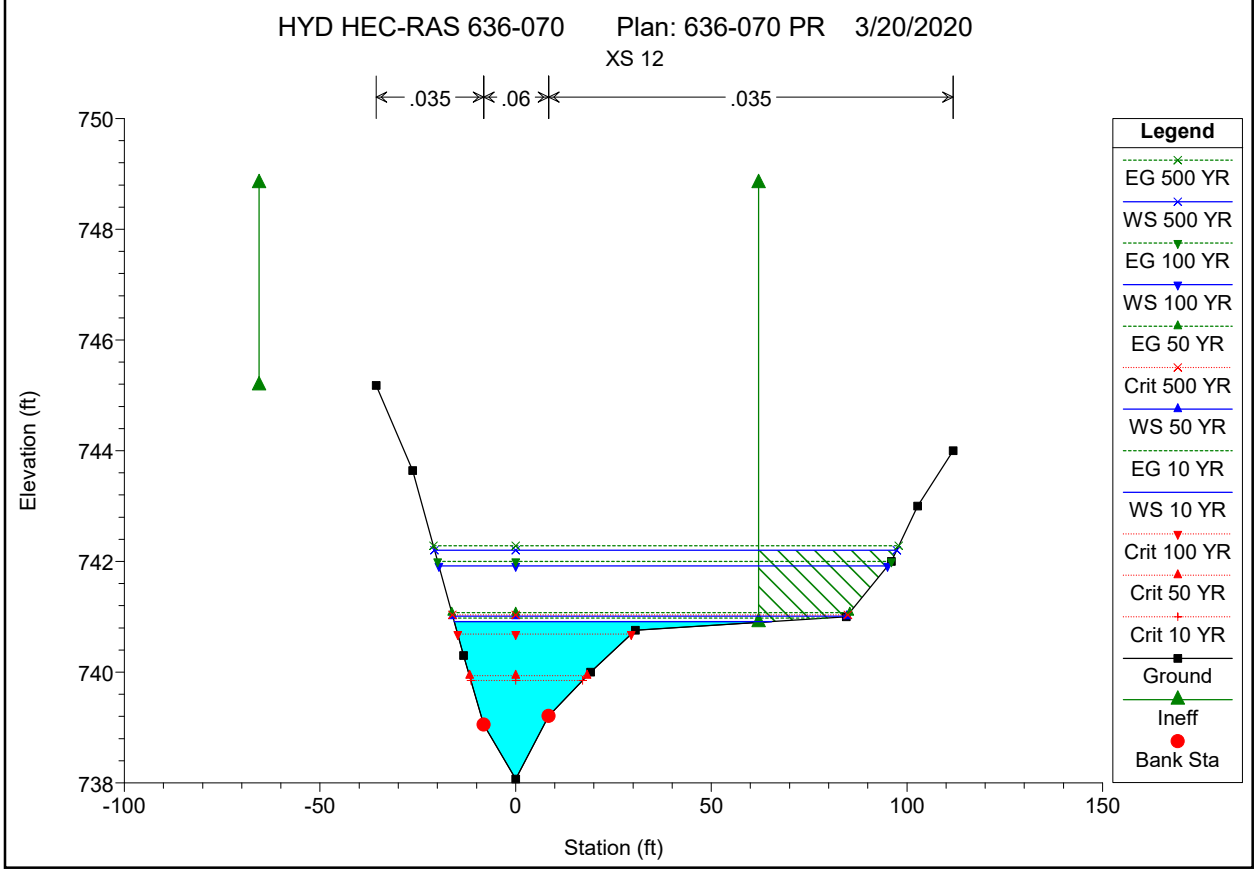
HYD HEC-RAS 636-070 Plan: 636-070 PR 3/20/2020
XS 12
.035
.06
.035
Elevation (ft)
Station (ft)
Legend
EG 500 YR
WS 500 YR
EG 100 YR
WS 100 YR
EG 50 YR
Crit 500 YR
WS 50 YR
EG 10 YR
WS 10 YR
Crit 100 YR
Crit 50 YR
Crit 10 YR
Ground
Ineff
Bank Sta

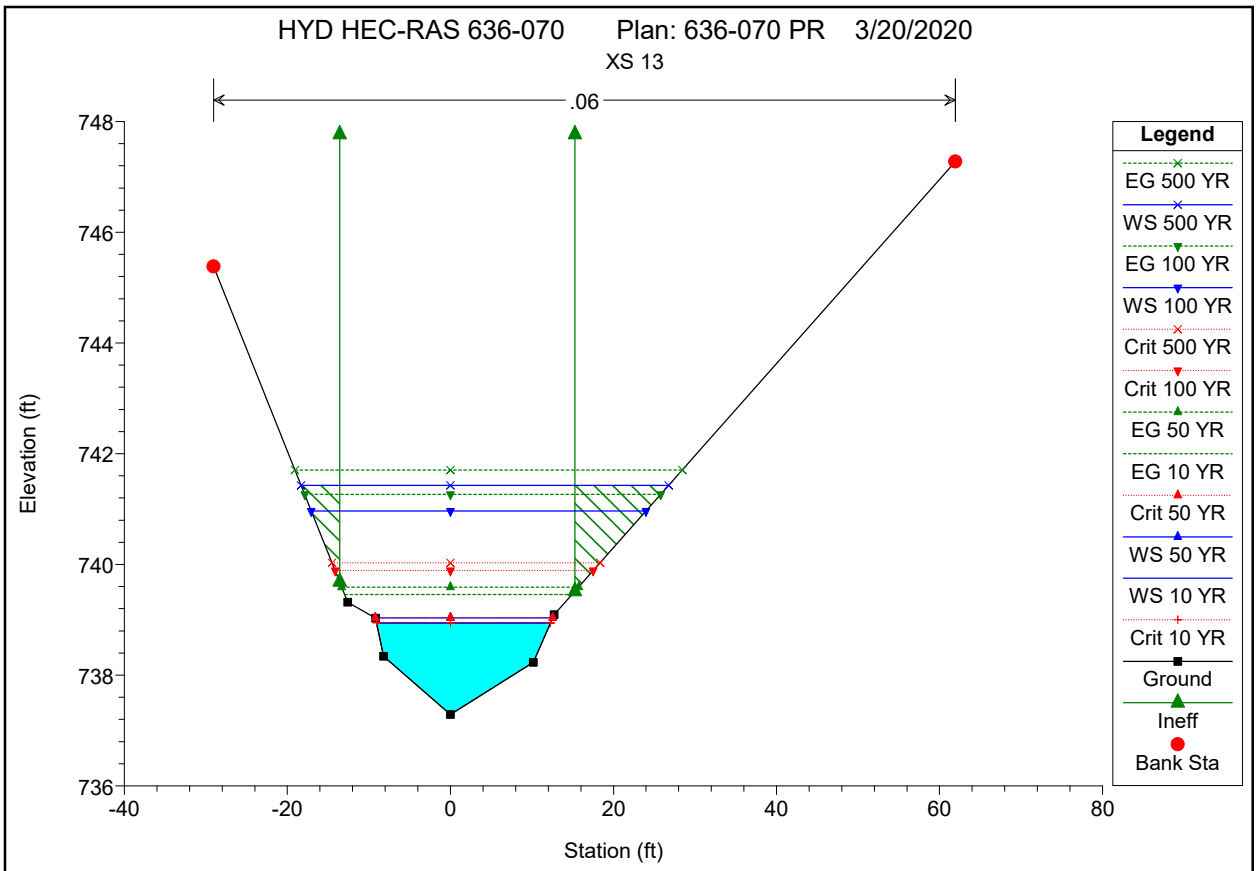
HYD HEC-RAS 636-070 Plan: 636-070 PR 3/20/2020
XS 13
.06
Elevation (ft)
Station (ft)
Legend
EG 500 YR
WS 500 YR
EG 100 YR
WS 100 YR
Crit 500 YR
Crit 100 YR
EG 50 YR
EG 10 YR
Crit 50 YR
WS 50 YR
WS 10 YR
Crit 10 YR
Ground
Ineff
Bank Sta

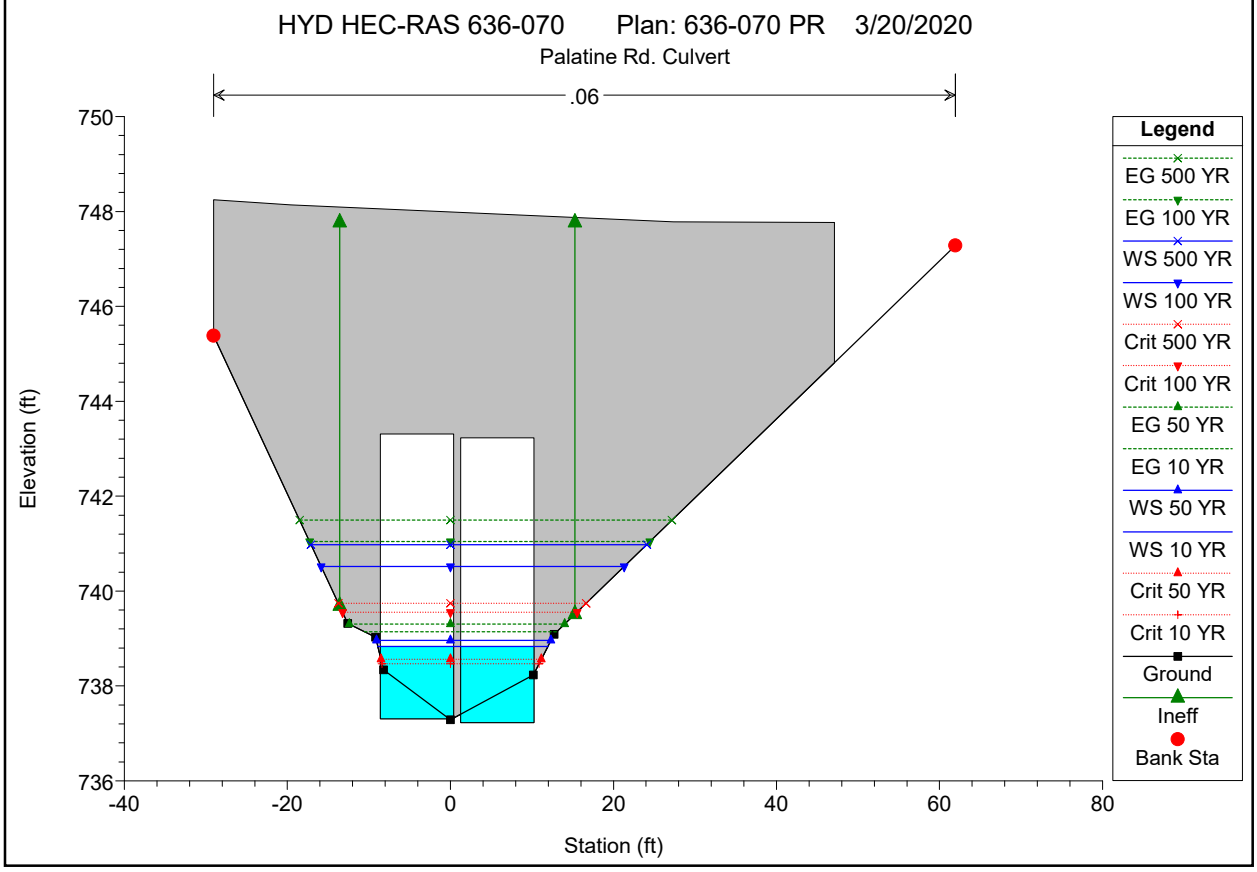
HYD HEC-RAS 636-070 Plan: 636-070 PR 3/20/2020
Palatine Rd. Culvert
.06
Elevation (ft)
Station (ft)
Legend
EG 500 YR
EG 100 YR
WS 500 YR
WS 100 YR
Crit 500 YR
Crit 100 YR
EG 50 YR
EG 10 YR
WS 50 YR
WS 10 YR
Crit 50 YR
Crit 10 YR
Ground
Ineff
Bank Sta

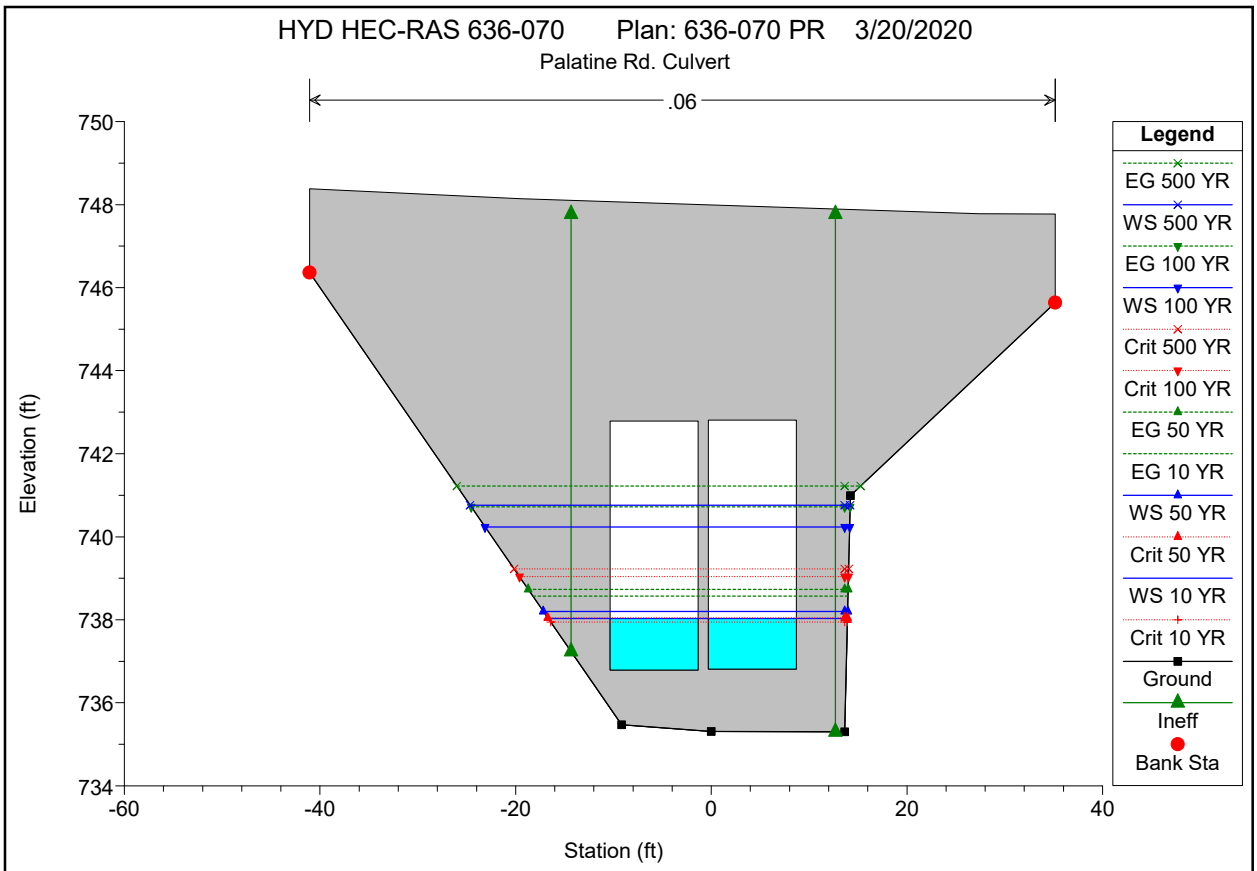
HYD HEC-RAS 636-070 Plan: 636-070 PR 3/20/2020
Palatine Rd. Culvert
.06
Elevation (ft)
Station (ft)
750
748
746
744
742
740
738
736
734
-60
-40
-20
0
20
40
Legend
EG 500 YR
WS 500 YR
EG 100 YR
WS 100 YR
Crit 500 YR
Crit 100 YR
EG 50 YR
EG 10 YR
WS 50 YR
Crit 50 YR
WS 10 YR
Crit 10 YR
Ground
Ineff
Bank Sta

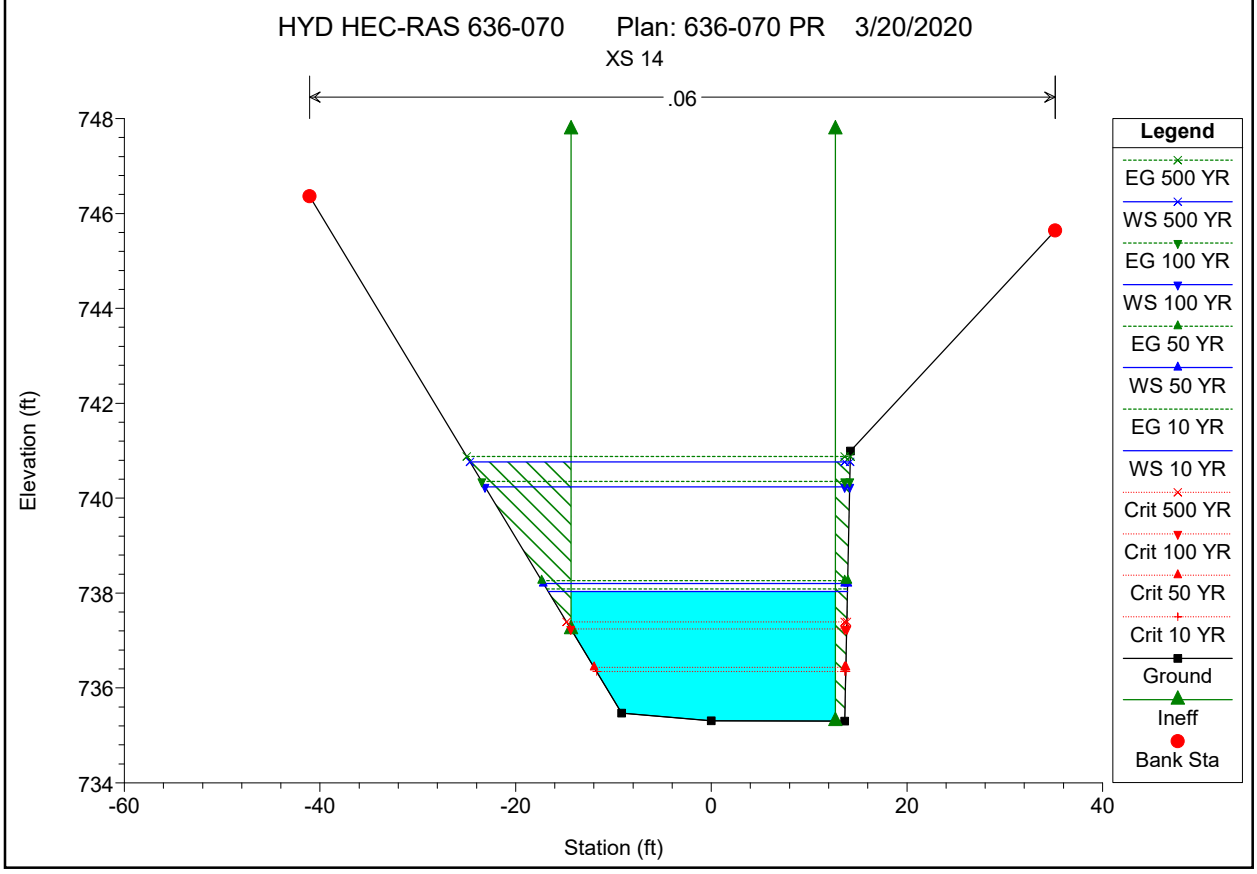
HYD HEC-RAS 636-070 Plan: 636-070 PR 3/20/2020
XS 14
.06
Elevation (ft)
Station (ft)
748
746
744
742
740
738
736
734
-60
-40
-20
0
20
40
Legend
EG 500 YR
WS 500 YR
EG 100 YR
WS 100 YR
EG 50 YR
WS 50 YR
EG 10 YR
WS 10 YR
Crit 500 YR
Crit 100 YR
Crit 50 YR
Crit 10 YR
Ground
Ineff
Bank Sta

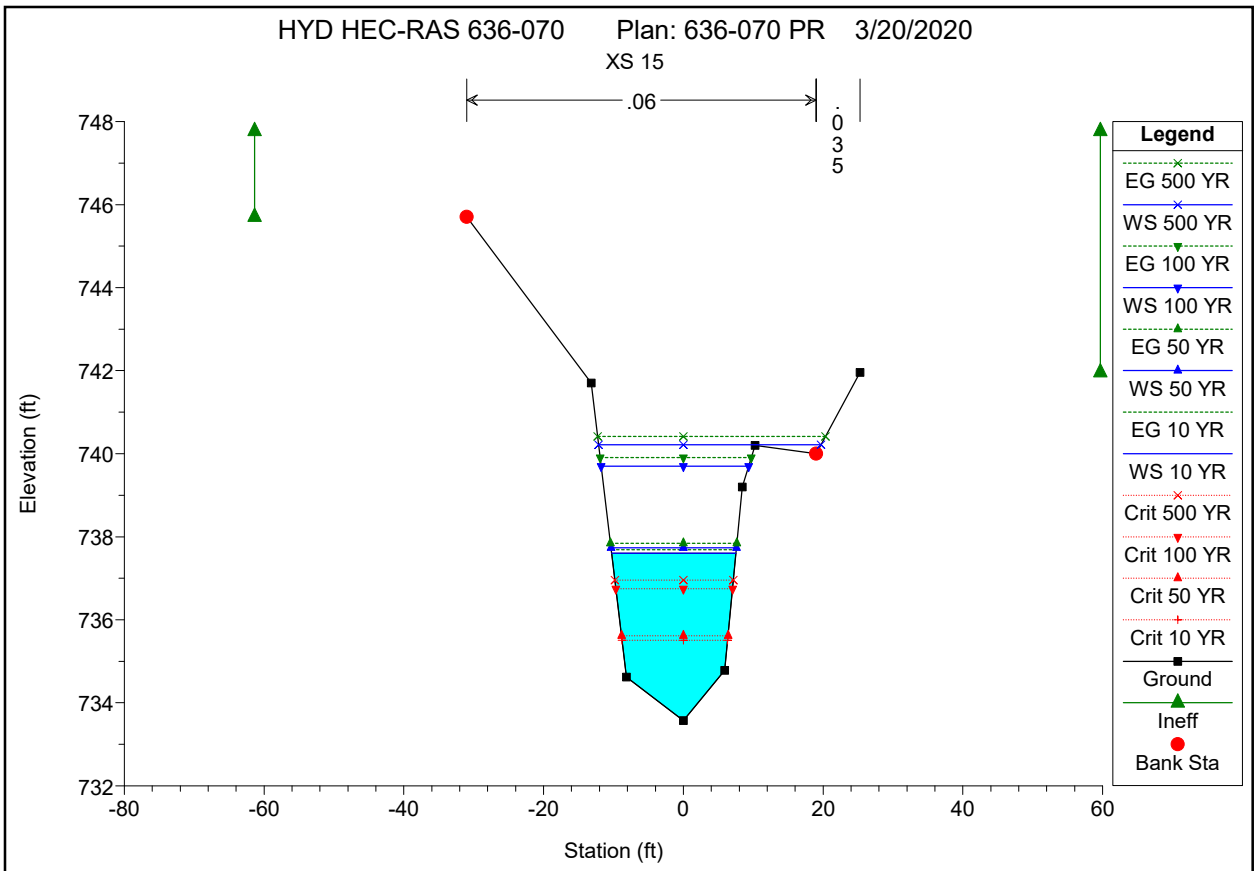
HYD HEC-RAS 636-070 Plan: 636-070 PR 3/20/2020
XS 15
.06
.035
Elevation (ft)
Station (ft)
Legend
EG 500 YR
WS 500 YR
EG 100 YR
WS 100 YR
EG 50 YR
WS 50 YR
EG 10 YR
WS 10 YR
Crit 500 YR
Crit 100 YR
Crit 50 YR
Crit 10 YR
Ground
Ineff
Bank Sta

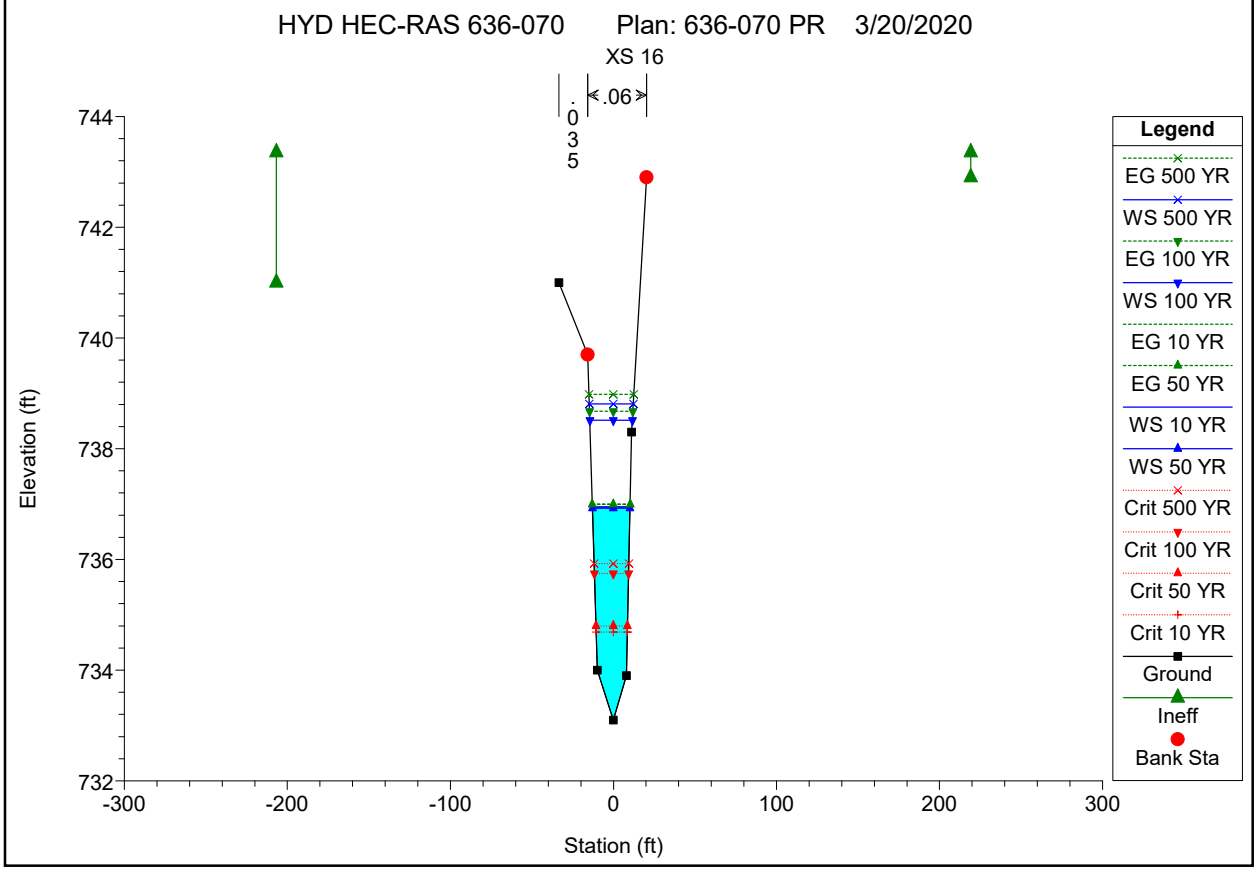
HYD HEC-RAS 636-070 Plan: 636-070 PR 3/20/2020
XS 16
.035
.06
Elevation (ft)
Station (ft)
Legend
EG 500 YR
WS 500 YR
EG 100 YR
WS 100 YR
EG 10 YR
EG 50 YR
WS 10 YR
WS 50 YR
Crit 500 YR
Crit 100 YR
Crit 50 YR
Crit 10 YR
Ground
Ineff
Bank Sta

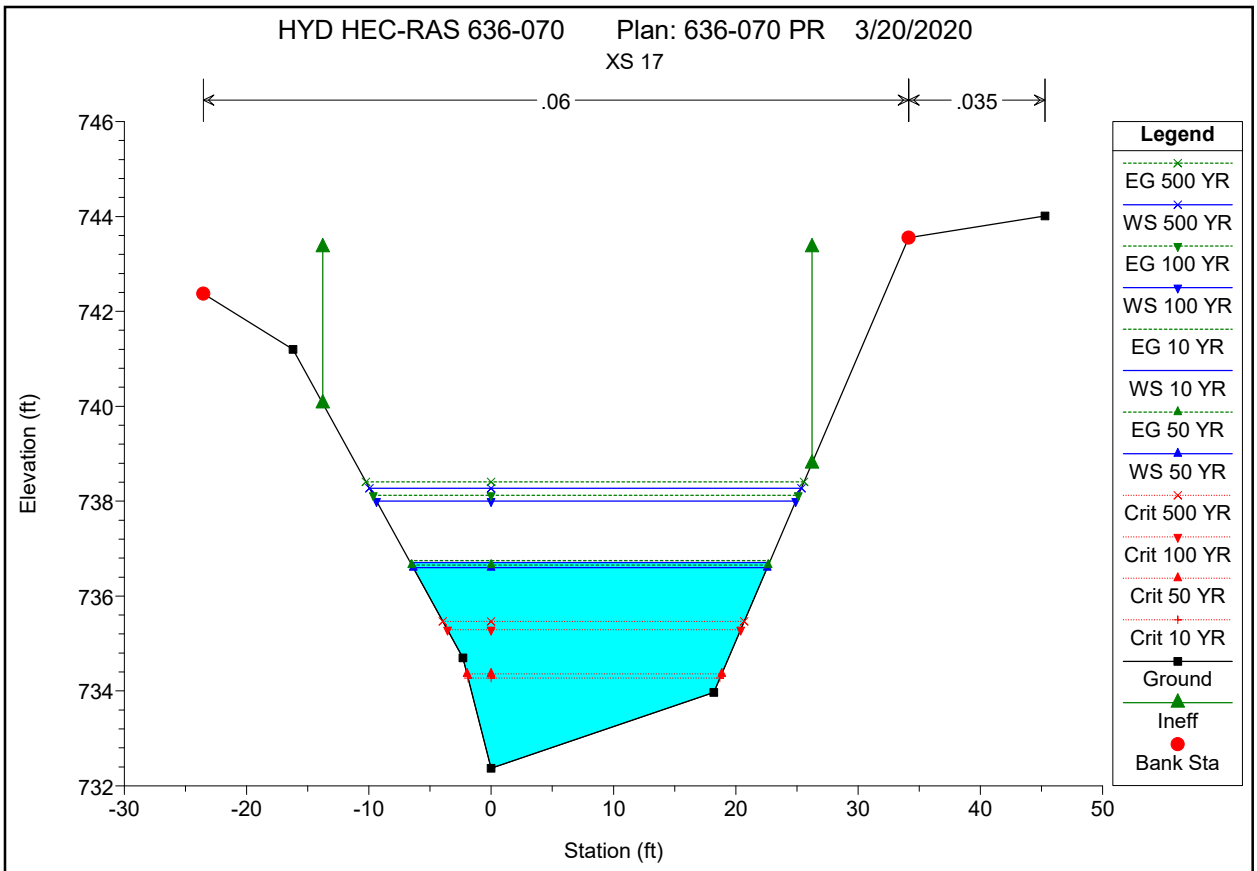
HYD HEC-RAS 636-070 Plan: 636-070 PR 3/20/2020
XS 17
.06
.035
Elevation (ft)
Station (ft)
Legend
EG 500 YR
WS 500 YR
EG 100 YR
WS 100 YR
EG 10 YR
WS 10 YR
EG 50 YR
WS 50 YR
Crit 500 YR
Crit 100 YR
Crit 50 YR
Crit 10 YR
Ground
Ineff
Bank Sta

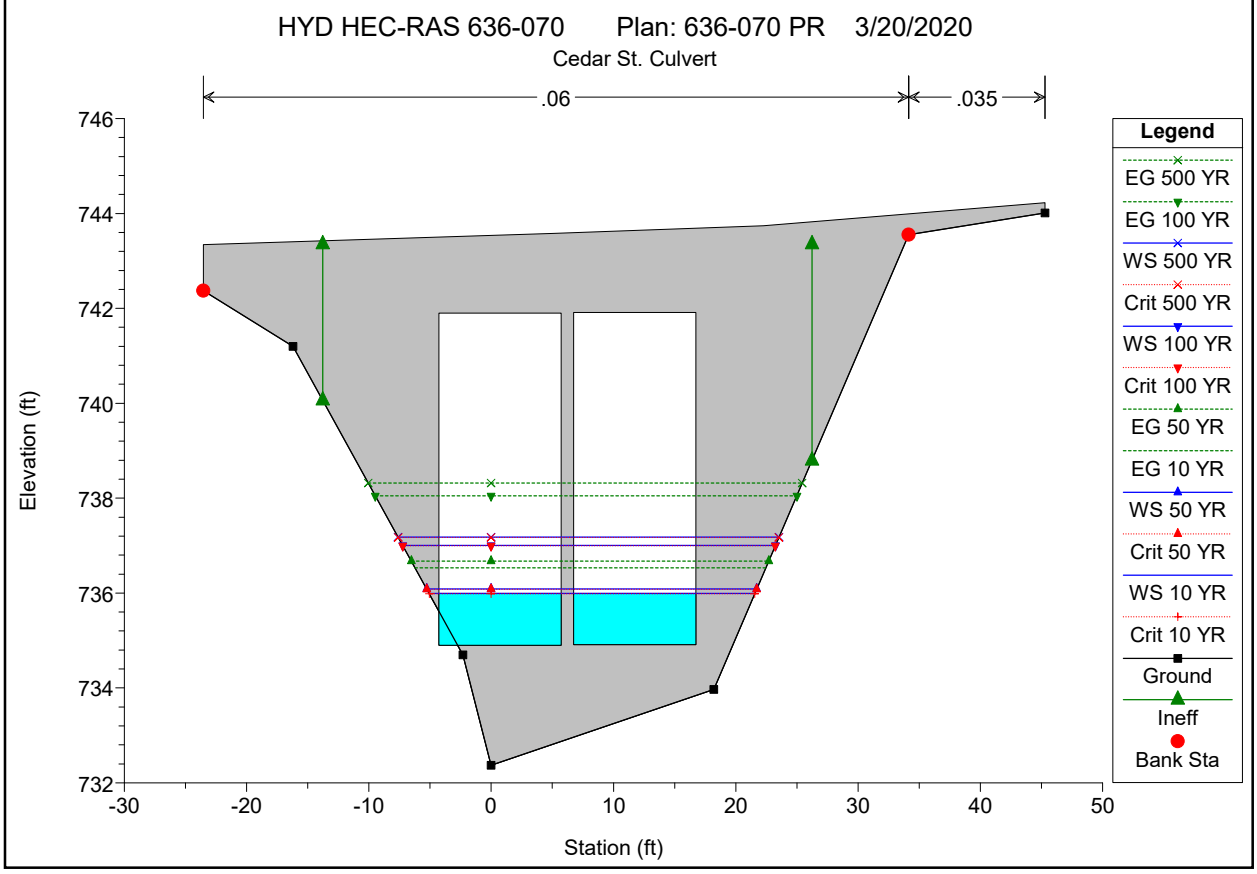
HYD HEC-RAS 636-070 Plan: 636-070 PR 3/20/2020
Cedar St. Culvert
.06
.035
Elevation (ft)
Station (ft)
Legend
EG 500 YR
EG 100 YR
WS 500 YR
Crit 500 YR
WS 100 YR
Crit 100 YR
EG 50 YR
EG 10 YR
WS 50 YR
Crit 50 YR
WS 10 YR
Crit 10 YR
Ground
Ineff
Bank Sta

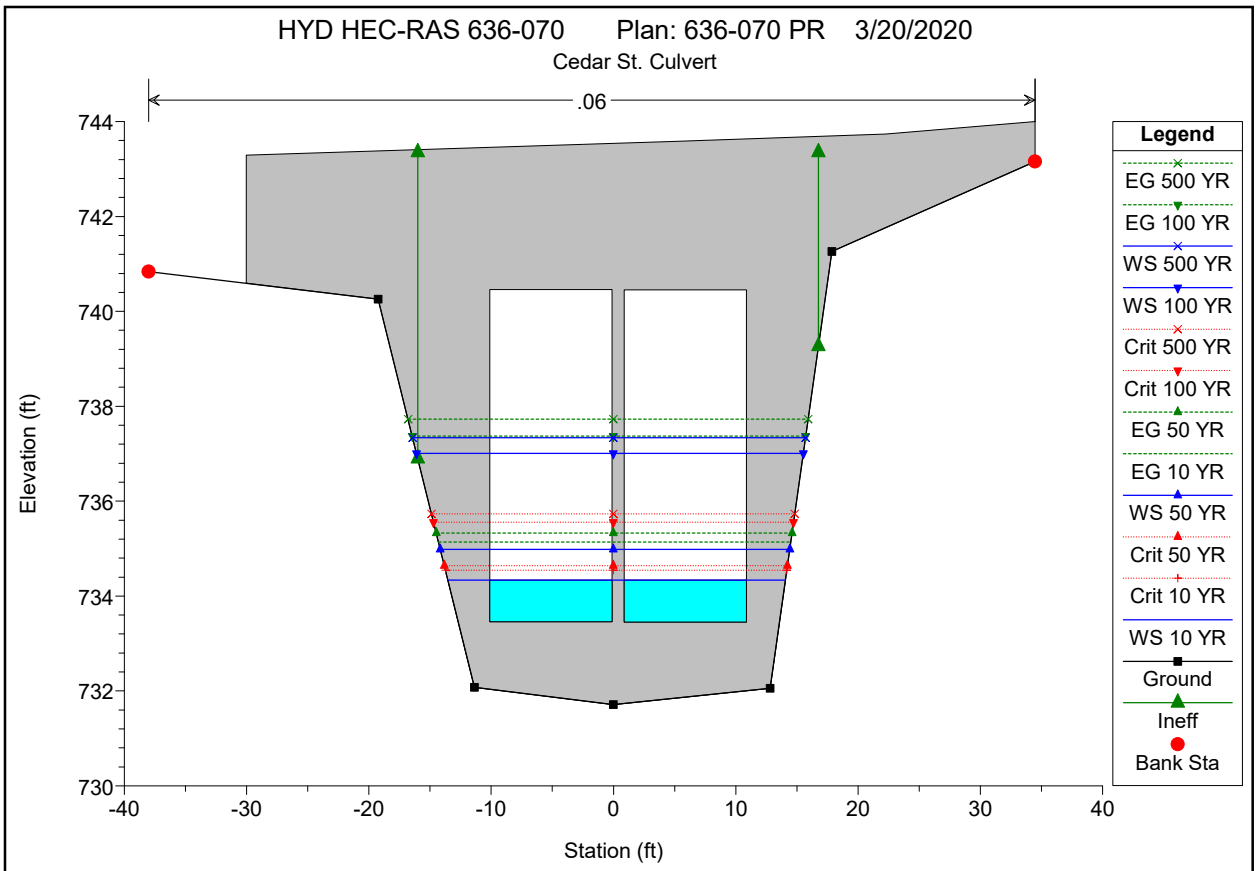
HYD HEC-RAS 636-070 Plan: 636-070 PR 3/20/2020
Cedar St. Culvert
.06
Elevation (ft)
Station (ft)
Legend
EG 500 YR
EG 100 YR
WS 500 YR
WS 100 YR
Crit 500 YR
Crit 100 YR
EG 50 YR
EG 10 YR
WS 50 YR
Crit 50 YR
Crit 10 YR
WS 10 YR
Ground
Ineff
Bank Sta

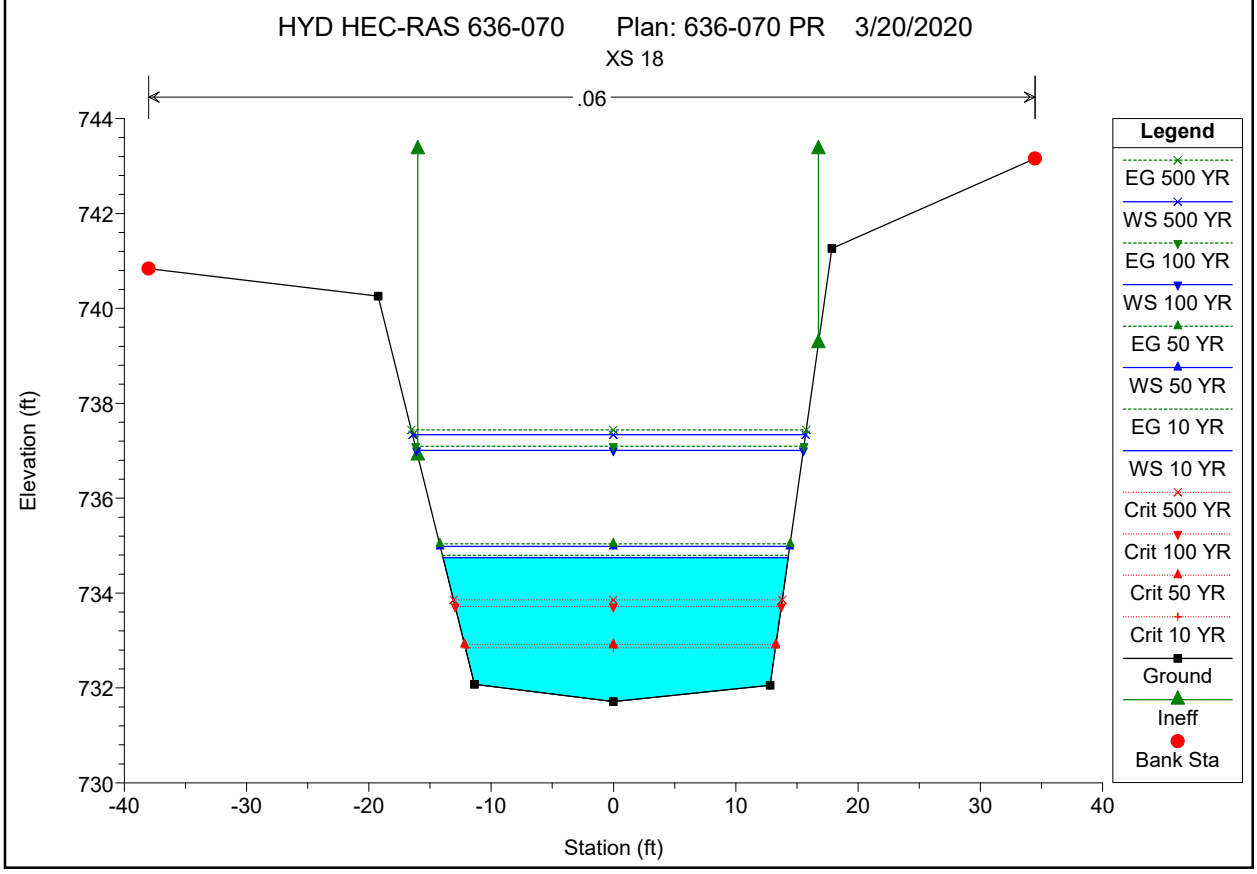
HYD HEC-RAS 636-070 Plan: 636-070 PR 3/20/2020
XS 18
.06
Elevation (ft)
Station (ft)
Legend
EG 500 YR
WS 500 YR
EG 100 YR
WS 100 YR
EG 50 YR
WS 50 YR
EG 10 YR
WS 10 YR
Crit 500 YR
Crit 100 YR
Crit 50 YR
Crit 10 YR
Ground
Ineff
Bank Sta

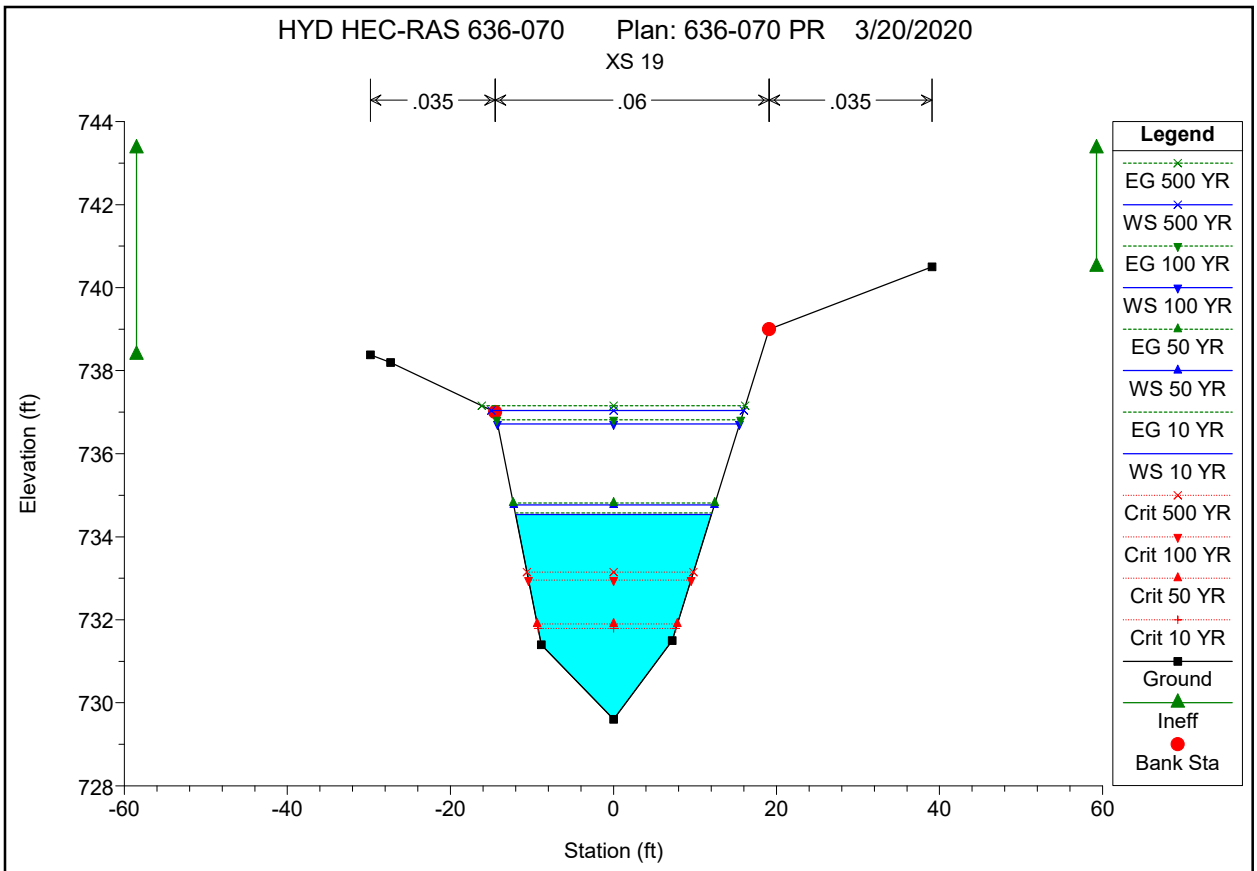
HYD HEC-RAS 636-070 Plan: 636-070 PR 3/20/2020
XS 19
.035
.06
.035
Elevation (ft)
Station (ft)
Legend
EG 500 YR
WS 500 YR
EG 100 YR
WS 100 YR
EG 50 YR
WS 50 YR
EG 10 YR
WS 10 YR
Crit 500 YR
Crit 100 YR
Crit 50 YR
Crit 10 YR
Ground
Ineff
Bank Sta

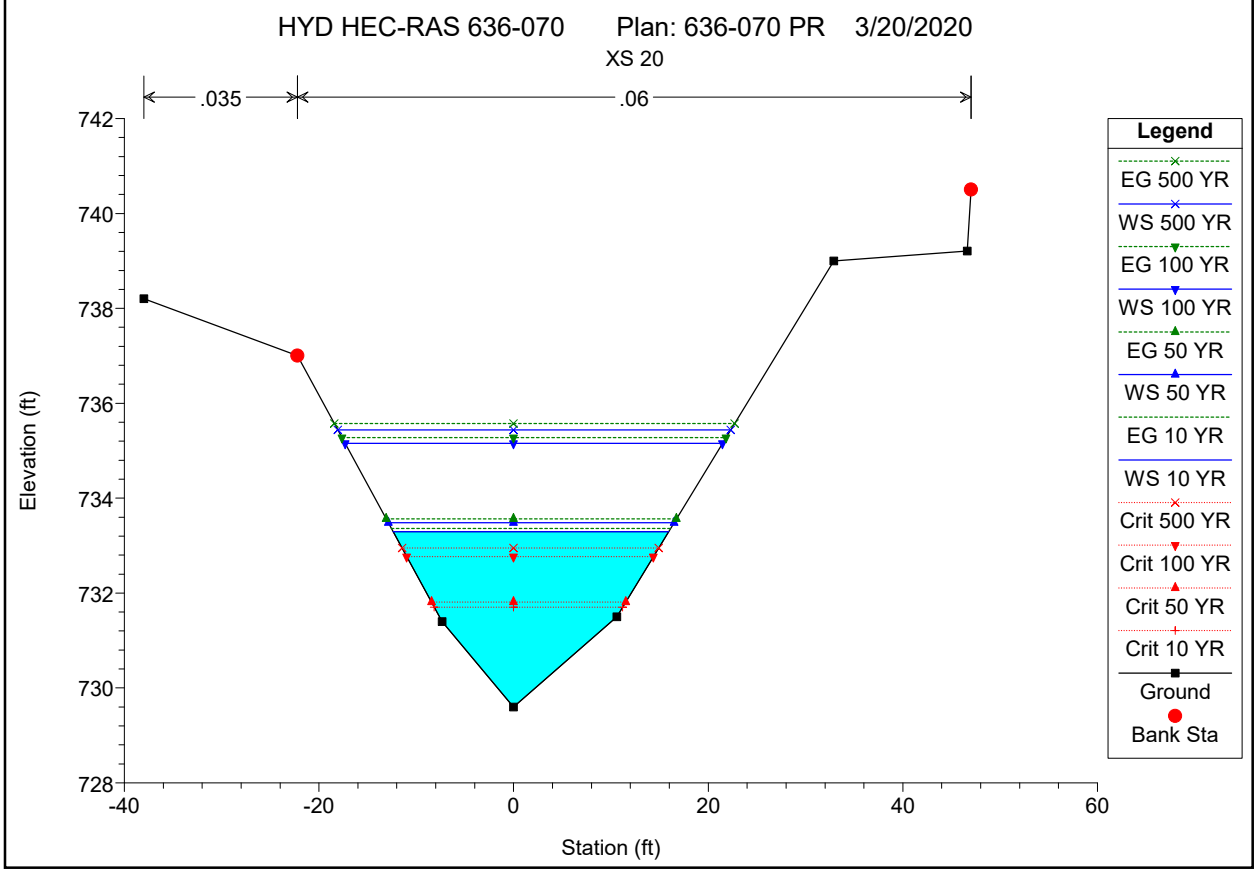
HYD HEC-RAS 636-070 Plan: 636-070 PR 3/20/2020
XS 20
.035
.06
Elevation (ft)
Station (ft)
Legend
EG 500 YR
WS 500 YR
EG 100 YR
WS 100 YR
EG 50 YR
WS 50 YR
EG 10 YR
WS 10 YR
Crit 500 YR
Crit 100 YR
Crit 50 YR
Crit 10 YR
Ground
Bank Sta

HY-8

EXISTING CONDITIONS

Existing HY-8 Culvert Analysis Report

Crossing discharge Data

Discharge Selection Method: Recurrence

HY-8 Analysis Results

Crossing Summary Table

Culvert Crossing: Palatine Road Crossing

Headwater Elevation (ft)	Discharge Names	Total Discharge (cfs)	Culvert 1 Discharge (cfs)	Culvert 2 Discharge (cfs)	Roadway Discharge (cfs)	Iterations
739.57	10 year	128.00	65.44	62.56	0.00	5
739.72	50 year	145.00	74.01	70.97	0.00	4
741.19	100 year	344.00	174.00	169.85	0.00	4
741.47	500 year	388.00	196.16	191.82	0.00	4
747.77	Overtopping	1668.34	839.38	828.96	0.00	Overtopping

Rating Curve Plot for Palatine Road Culvert Crossing

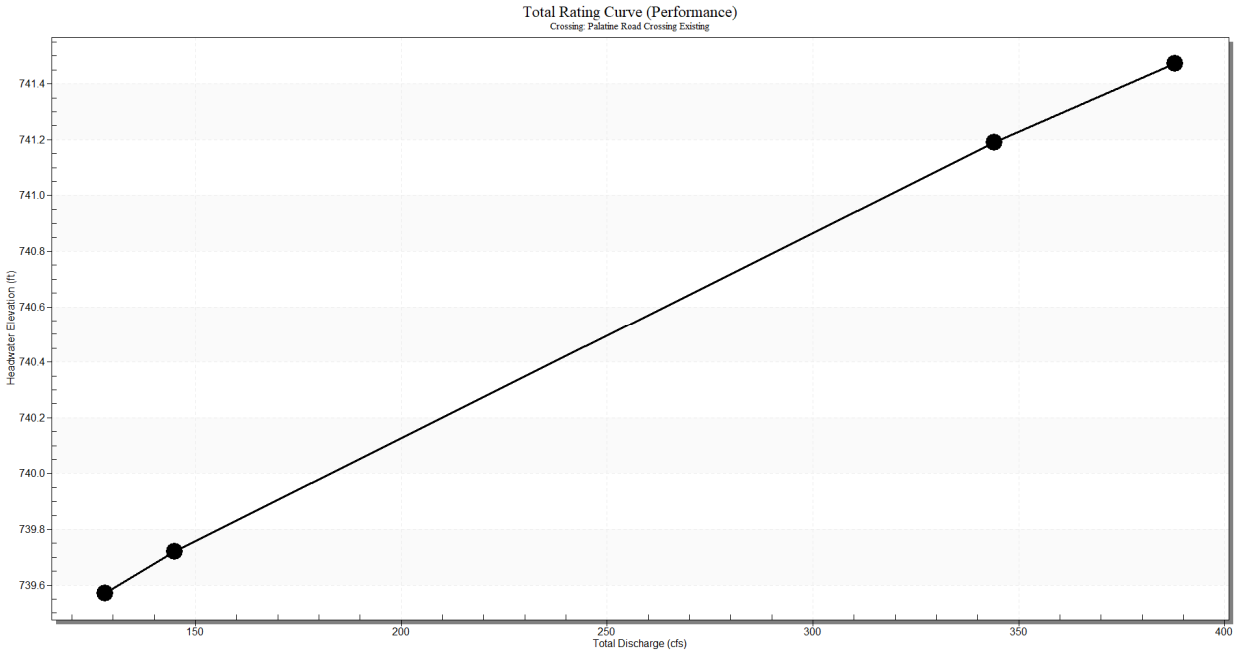

HY-8 Analysis Results

Culvert Summary Table - Culvert 1

Culvert Crossing: Palatine Road Crossing

Discharge Names	Total Discharge (cfs)	Culvert Discharge (cfs)	Headwater Elevation (ft)	Inlet Control Depth(ft)	Outlet Control Depth(ft)	Flow Type	Normal Depth (ft)	Critical Depth (ft)	Outlet Depth (ft)	Tailwater Depth (ft)	Outlet Velocity (ft/s)	Tailwater Velocity (ft/s)
10 year	128.00	65.44	739.57	**1.76**	0.53	1-S2n	0.83	1.03	0.85	0.00	7.03	0.00
50 year	145.00	74.01	739.72	**1.91**	0.62	1-S2n	0.90	1.12	0.92	0.00	7.34	0.00
100 year	344.00	174.00	741.19	**3.38**	1.57	1-S2n	1.57	1.98	1.64	0.00	9.66	0.00
500 year	388.00	196.16	741.47	**3.66**	1.77	1-S2n	1.70	2.15	1.78	0.00	10.02	0.00

Straight culvert

Inlet Elevation (invert): 737.310 ft

Outlet Elevation (invert): 736.790 ft

Culvert Length: 88.000 ft

Culvert Slope: 0.547%

Culvert Performance Curve Plot: Culvert 1

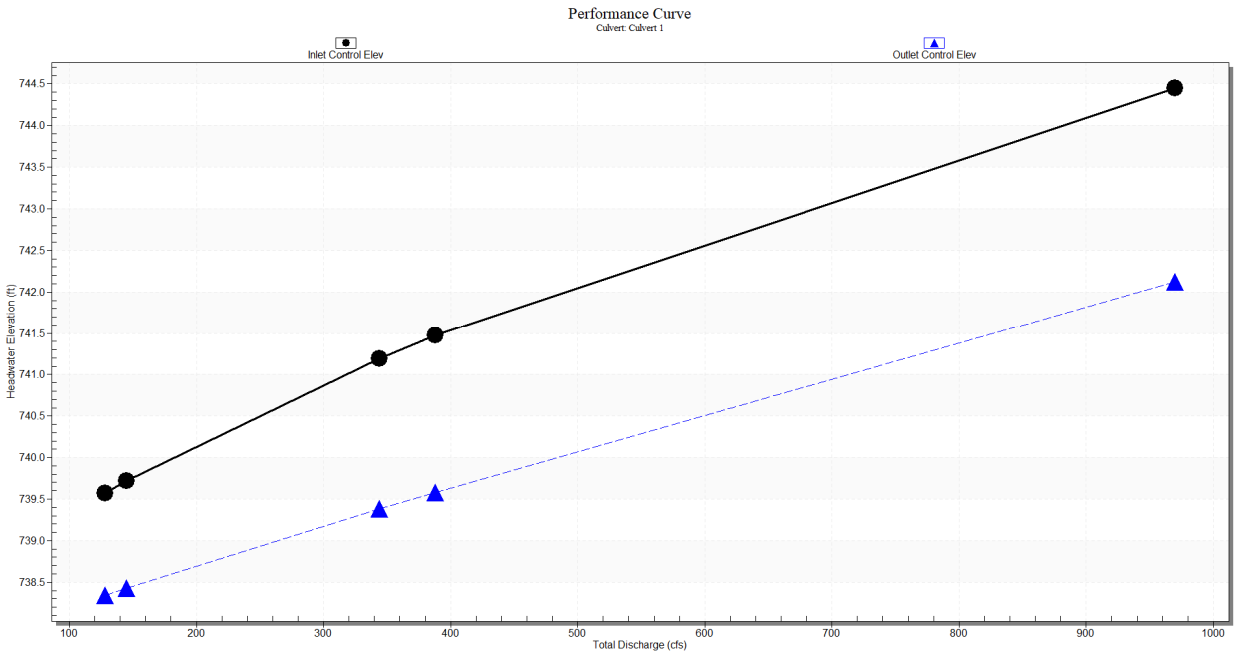

HY-8 Analysis Results

Culvert Summary Table - Culvert 2

Culvert Crossing: Palatine Road Crossing

Discharge Names	Total Discharge (cfs)	Culvert Discharge (cfs)	Headwater Elevation (ft)	Inlet Control Depth(ft)	Outlet Control Depth(ft)	Flow Type	Normal Depth (ft)	Critical Depth (ft)	Outlet Depth (ft)	Tailwater Depth (ft)	Outlet Velocity (ft/s)	Tailwater Velocity (ft/s)
10 year	128.00	62.56	739.57	**1.71**	0.60	1-S2n	0.87	1.00	0.87	0.00	6.56	0.00
50 year	145.00	70.97	739.72	**1.86**	0.69	1-S2n	0.94	1.09	0.95	0.00	6.80	0.00
100 year	344.00	169.85	741.19	**3.33**	1.64	1-S2n	1.66	1.95	1.70	0.00	9.10	0.00
500 year	388.00	191.82	741.47	**3.61**	1.84	1-S2n	1.80	2.11	1.84	0.00	9.46	0.00

Straight culvert

Inlet Elevation (invert): 737.230 ft

Outlet Elevation (invert): 736.810 ft

Culvert Length: 88.000 ft

Culvert Slope: 0.442%

Culvert Performance Curve Plot: Culvert 2

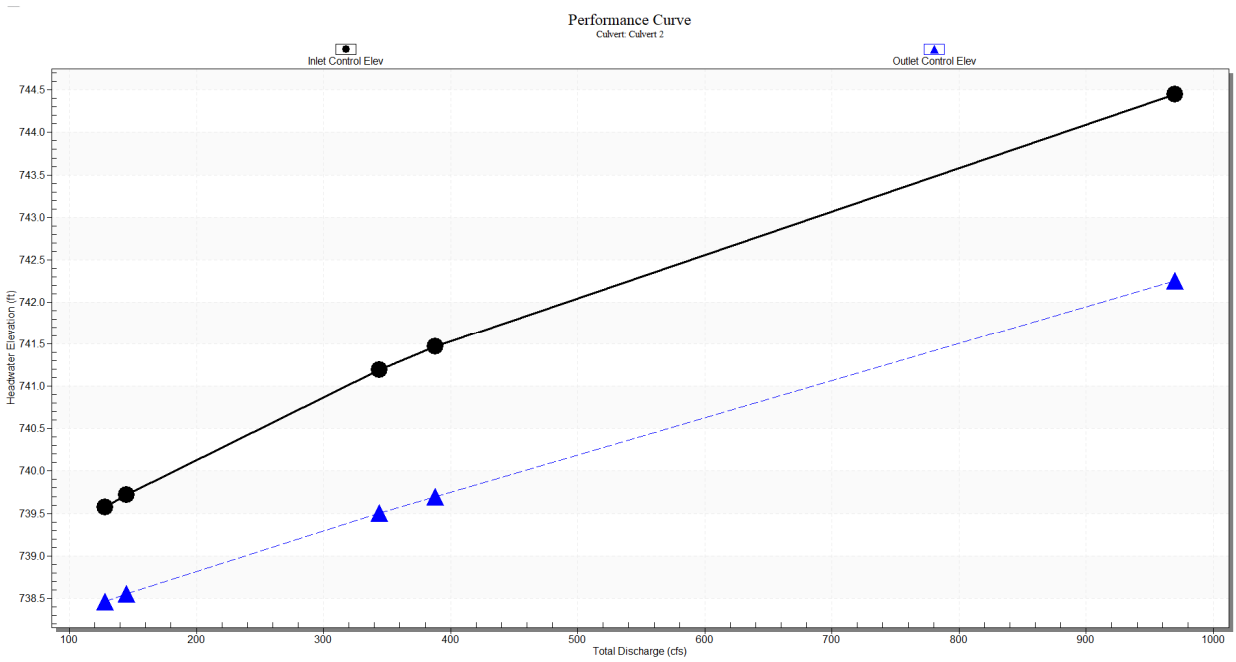

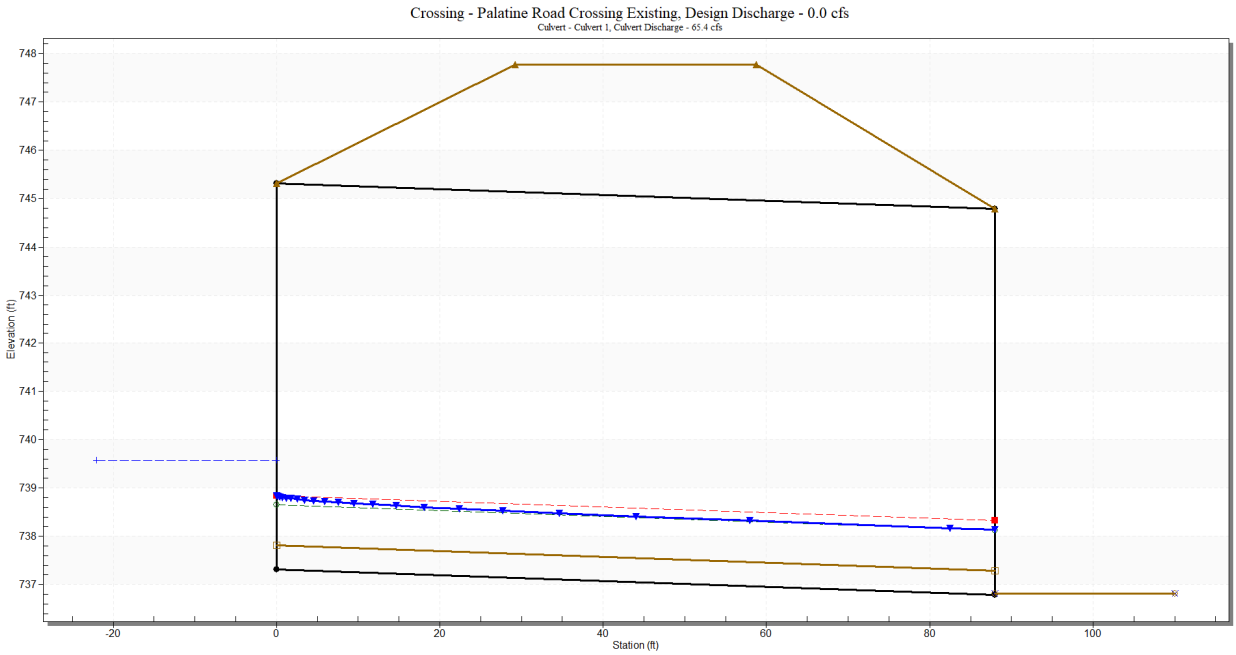

Site Data – Culvert 1

Site Data Option: culvert Invert Data

Inlet Station: 0.000 ft

Inlet Elevation: 737.310 ft

Outlet Station: 88.000 ft

Outlet Elevation: 736.790 ft

Number of Barrels: 1

Culvert Data summary – Culvert 1

Barrel Shape: Concrete Box

Barrel Span: 11.000 ft

Barrel Rise: 8.000 ft

Barrel Material: Concrete

Embedment: 6.00 in

Barrel Manning's n: 0.013

Culvert Type: Straight

Inlet Configuration: Square Edge (90◦ flare) Wingwall

Inlet Depression: None

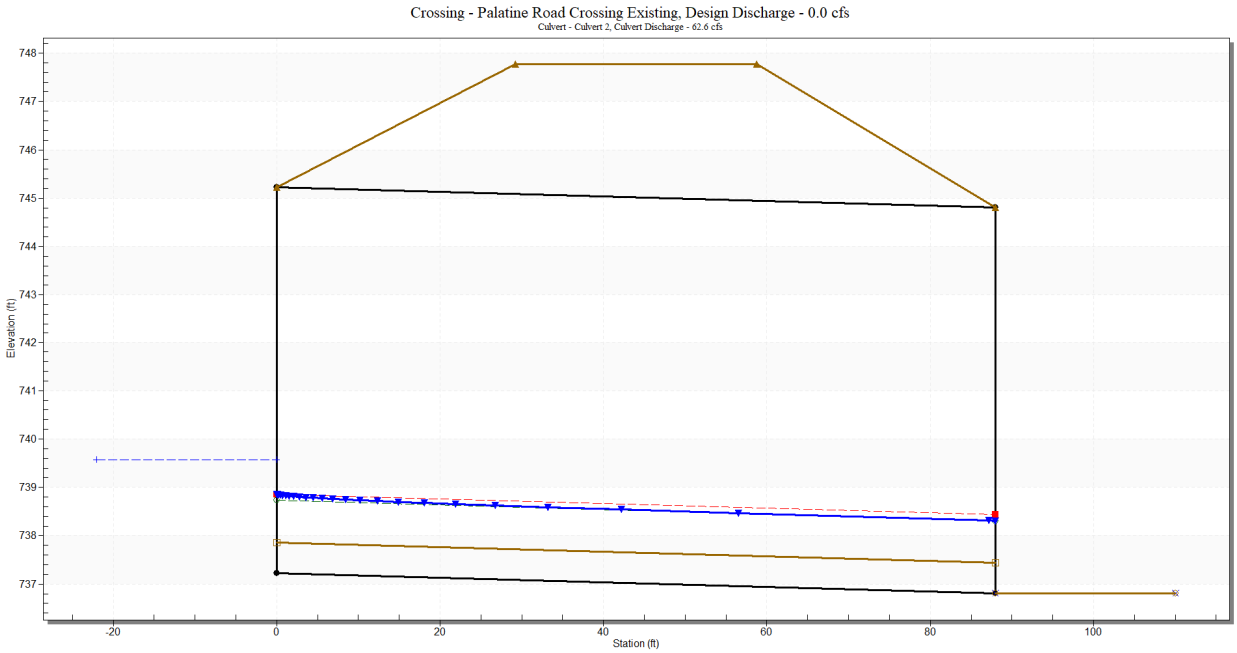

Site Data – Culvert 2

Site Data Option: culvert Invert Data

Inlet Station: 0.000 ft

Inlet Elevation: 737.230 ft

Outlet Station: 88.000 ft

Outlet Elevation: 736.810 ft

Number of Barrels: 1

Culvert Data summary – Culvert 2

Barrel Shape: Concrete Box

Barrel Span: 11.000 ft

Barrel Rise: 8.000 ft

Barrel Material: Concrete

Embedment: 7.56 in

Barrel Manning's n: 0.013

Culvert Type: Straight

Inlet Configuration: Square Edge (90◦ flare) Wingwall

Inlet Depression: None

Crossing Front View (Roadway Profile): Palatine Road Culvert

Tailwater channel Data – Palatine Road Culvert

Tailwater Channel Option: enter Constant Tailwater Elevation

Constant Tailwater Elevation: 736.810 ft

Roadway Data for Crossing: Palatine Road Culvert

016-2416: Palatine Road Crossing – Proposed

Proposed HY-8 Culvert Analysis Report

Crossing discharge Data

Discharge Selection Method: Recurrence

HY-8 Analysis Results

Crossing Summary Table

Culvert Crossing: Palatine Road Crossing

Headwater Elevation (ft)	Discharge Names	Total Discharge (cfs)	Culvert 1 Discharge (cfs)	Culvert 2 Discharge (cfs)	Roadway Discharge (cfs)	Iterations
738.99	10 year	128.00	61.82	66.18	0.00	5
739.14	50 year	145.00	70.21	74.78	0.00	4
740.59	100 year	344.00	168.98	174.90	0.00	4
740.87	500 year	388.00	190.92	197.06	0.00	4
747.77	Overtopping	1761.55	877.38	884.17	0.00	Overtopping

Rating Curve Plot for Palatine Road Culvert Crossing

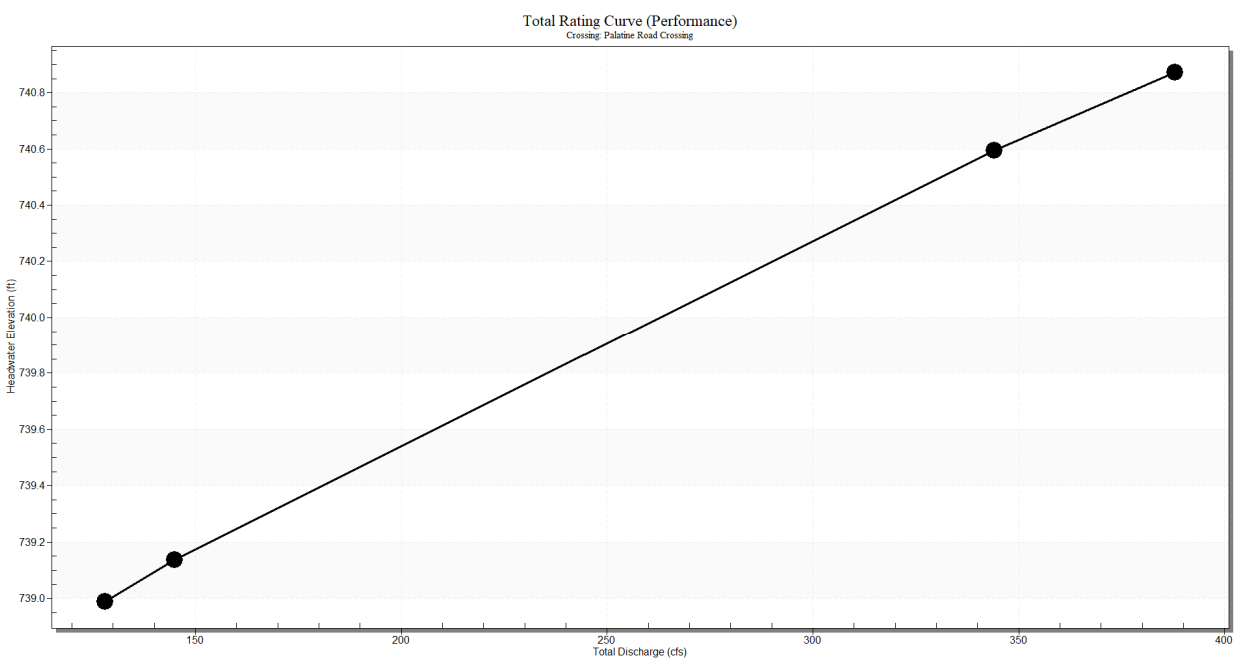

HY-8 Analysis Results

Culvert Summary Table - Culvert 1

Culvert Crossing: Palatine Road Crossing

Discharge Names	Total Discharge (cfs)	Culvert Discharge (cfs)	Headwater Elevation (ft)	Inlet Control Depth(ft)	Outlet Control Depth(ft)	Flow Type	Normal Depth (ft)	Critical Depth (ft)	Outlet Depth (ft)	Tailwater Depth (ft)	Outlet Velocity (ft/s)	Tailwater Velocity (ft/s)
10 year	128.00	61.82	738.99	**1.68**	0.49	1-S2n	0.83	0.99	0.83	0.00	6.76	0.00
50 year	145.00	70.21	739.14	**1.83**	0.58	1-S2n	0.89	1.08	0.90	0.00	7.06	0.00
100 year	344.00	168.98	740.59	**3.28**	1.53	1-S2n	1.58	1.94	1.63	0.00	9.43	0.00
500 year	388.00	190.92	740.87	**3.56**	1.72	1-S2n	1.71	2.11	1.77	0.00	9.79	0.00

Straight culvert

Inlet Elevation (invert): 737.310 ft

Outlet Elevation (invert): 736.790 ft

Culvert Length: 95.000 ft

Culvert Slope: 0.547%

Culvert Performance Curve Plot: Culvert 1

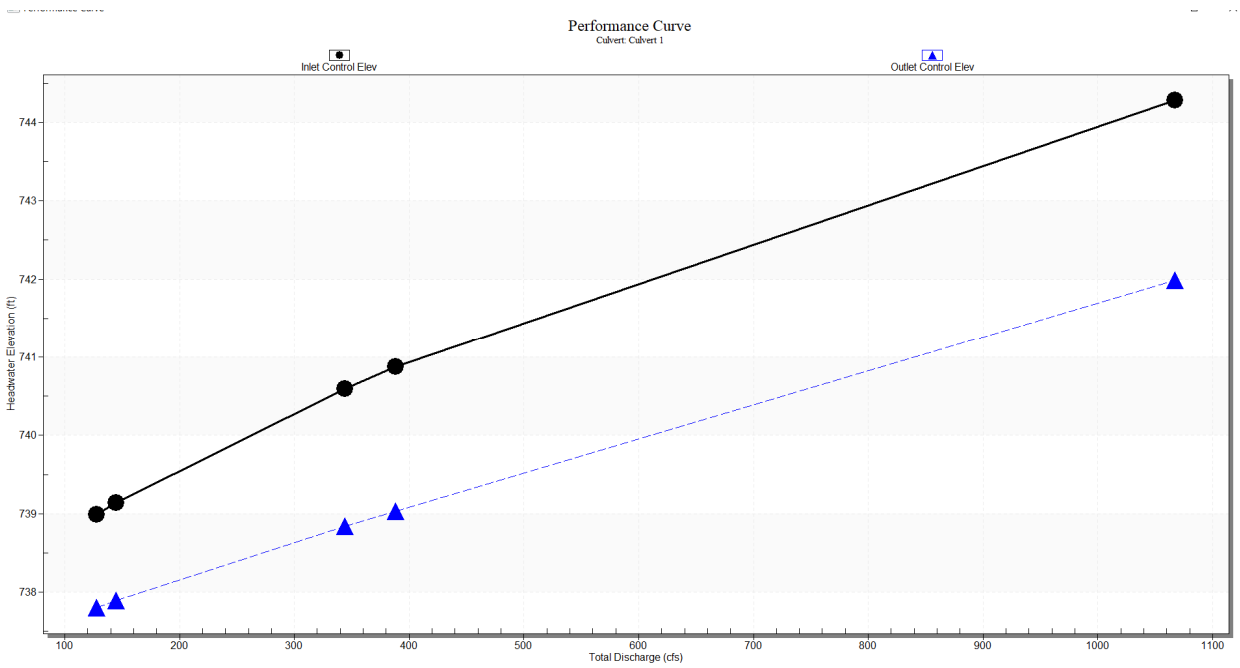

HY-8 Analysis Results

Culvert Summary Table - Culvert 2

Culvert Crossing: Palatine Road Crossing

Discharge Names	Total Discharge (cfs)	Culvert Discharge (cfs)	Headwater Elevation (ft)	Inlet Control Depth(ft)	Outlet Control Depth(ft)	Flow Type	Normal Depth (ft)	Critical Depth (ft)	Outlet Depth (ft)	Tailwater Depth (ft)	Outlet Velocity (ft/s)	Tailwater Velocity (ft/s)
10 year	128.00	66.18	738.99	**1.76**	0.64	1-S2n	0.92	1.04	0.93	0.00	6.49	0.00
50 year	145.00	74.78	739.14	**1.91**	0.73	1-S2n	1.00	1.13	1.00	0.00	6.78	0.00
100 year	344.00	174.90	740.59	**3.36**	1.68	1-S2n	1.73	1.99	1.76	0.00	9.03	0.00
500 year	388.00	197.06	740.87	**3.64**	1.88	1-S2n	1.88	2.15	1.91	0.00	9.37	0.00

Straight culvert

Inlet Elevation (invert): 737.230 ft

Outlet Elevation (invert): 736.810 ft

Culvert Length: 95.000 ft

Culvert Slope: 0.442%

Culvert Performance Curve Plot: Culvert 2

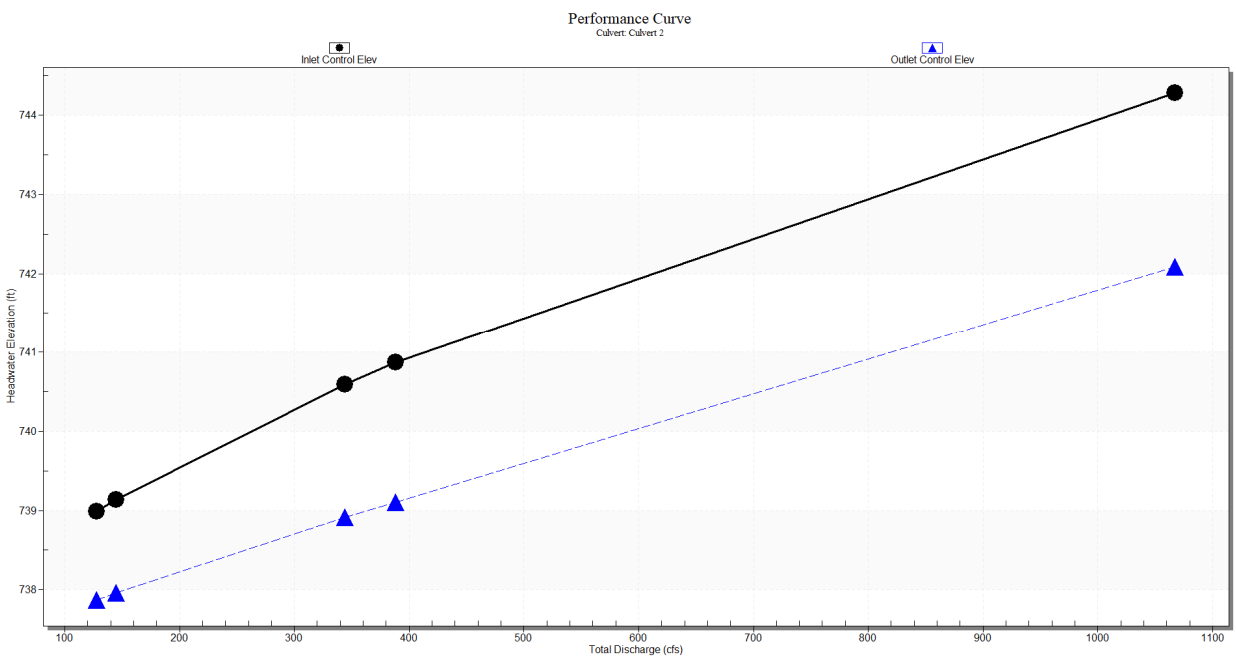

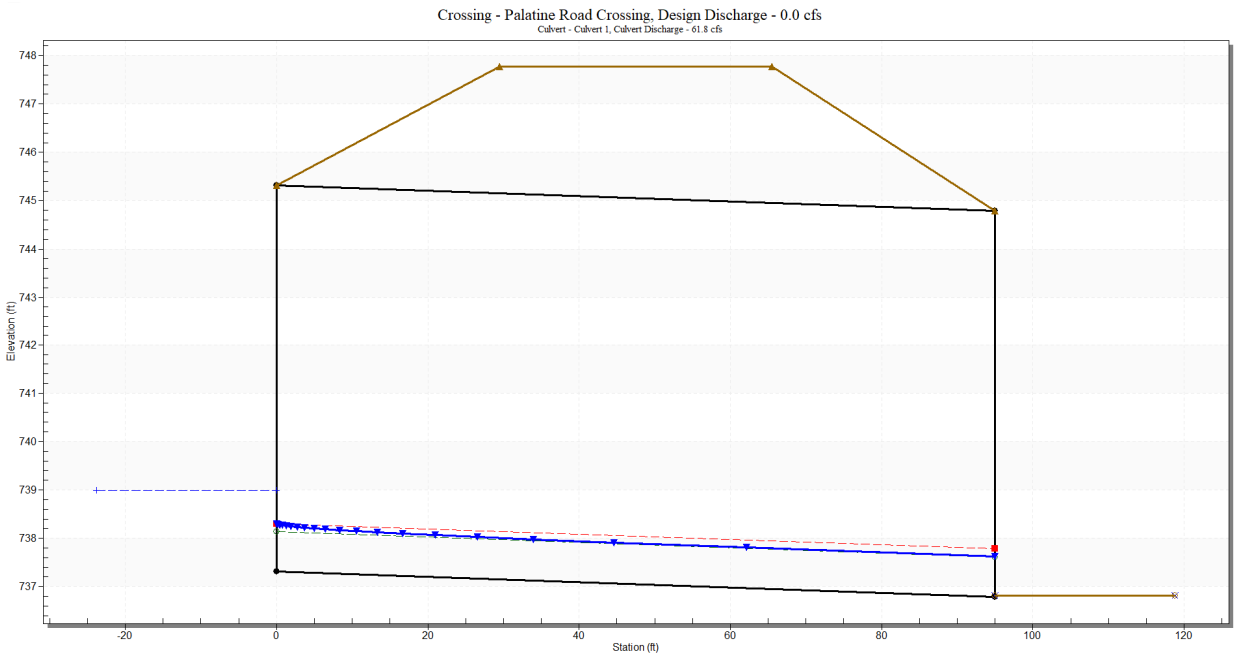

Site Data – Culvert 1

Site Data Option: culvert Invert Data

Inlet Station: 0.000 ft

Inlet Elevation: 737.310 ft

Outlet Station: 95.000 ft

Outlet Elevation: 736.790 ft

Number of Barrels: 1

Culvert Data summary – Culvert 1

Barrel Shape: Concrete Box

Barrel Span: 11.000 ft

Barrel Rise: 8.000 ft

Barrel Material: Concrete

Embedment: 0.00 ft

Barrel Manning's n: 0.013

Culvert Type: Straight

Inlet Configuration: Square Edge (0◦ flare) Wingwall

Inlet Depression: None

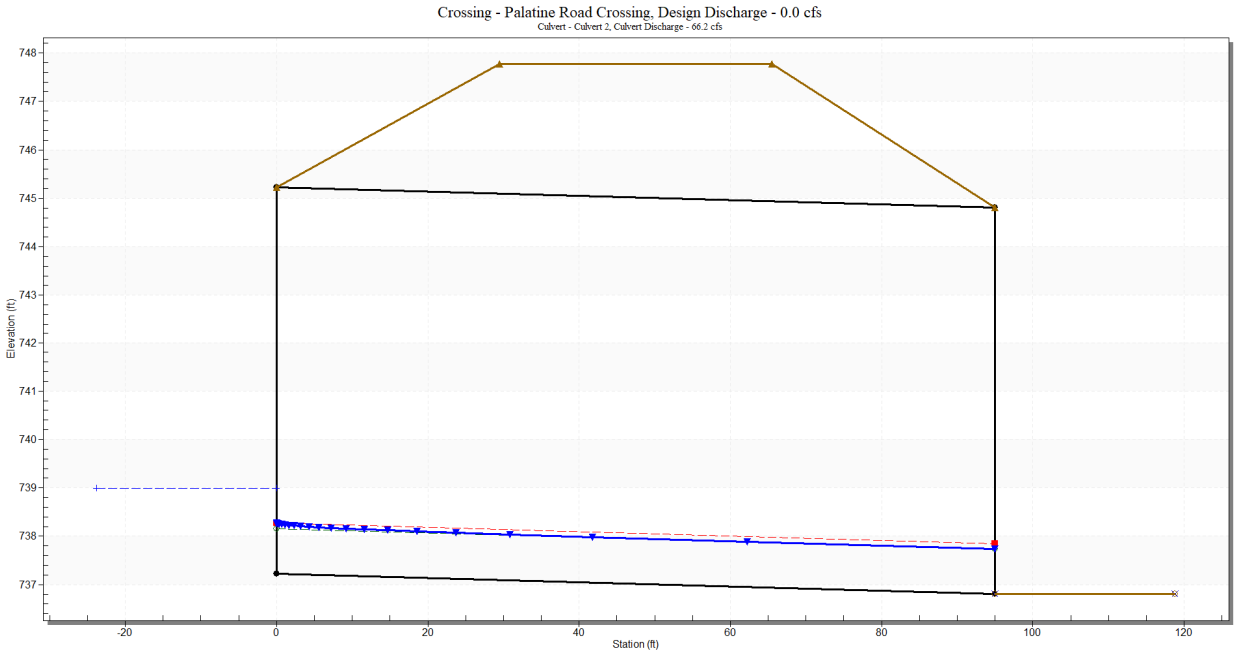

Site Data – Culvert 2

Site Data Option: culvert Invert Data

Inlet Station: 0.000 ft

Inlet Elevation: 737.230 ft

Outlet Station: 95.000 ft

Outlet Elevation: 736.810 ft

Number of Barrels: 1

Culvert Data summary – Culvert 2

Barrel Shape: Concrete Box

Barrel Span: 11.000 ft

Barrel Rise: 8.000 ft

Barrel Material: Concrete

Embedment: 0.00 ft

Barrel Manning's n: 0.013

Culvert Type: Straight

Inlet Configuration: Square Edge (0◦ flare) Wingwall

Inlet Depression: None

Crossing Front View (Roadway Profile): Palatine Road Culvert

Tailwater channel Data – Palatine Road Culvert

Tailwater Channel Option: enter Constant Tailwater Elevation

Constant Tailwater Elevation: 736.810 ft

Roadway Data for Crossing: Palatine Road Culvert